



MADHUVANI SANGAM PRIMARY SCHOOL

WEEKLY HOME STUDY PACKAGE 4 COVID- 19 (EXTENDED SCHOOL BREAK)

SUBJECT	ENGLISH	YEAR	6
NAME		ADDRESS	

STRAND	Reading and Viewing
SUB-STRAND	Socio-cultural context and Situations
CONTENT LEARNING OUTCOME	Explore and discuss a range of strategies to detect main ideas in a variety of texts

Comprehension

Copper

It was a bright sunny day and the Smiths decided to go on an outing. They were traveling in a large van. Bob was holding his dog, Copper, on his knees. They pulled up at a set of traffic lights right opposite a supermarket. Mrs. Smith got out quickly. She went to buy a newspaper and some mouth-watering mints to chew on their journey.

Copper wanted to follow her. The door was closed behind Bob's mother. There seemed to be no way he could follow her, but Copper wriggled free, pushed open a sliding window on the side of the van with his nose, and leapt through it. Within seconds he disappeared down the street.

The lights changed to green. There was nothing they could do. They had to follow the moving traffic. Worse still, there was nowhere nearby to stop. Mr. Smith pulled up further along the street. The drivers in the traffic behind blew their horns at him because he was holding them up.

Activities

Circle the best answer of your choice.

1. What was the weather like?
A. cloudy B. sunny C. rainy D. windy
2. The Smiths were travelling _____.
A. in a car. B. in a bus. C. in a van. D. in a taxi.
3. Where did they stop?
A. In front of a cafe. B. Opposite a bakery.
C. Opposite a supermarket. D. In front of a confectionary.
4. How did Copper escape? Through
A. the driver's door B. the passenger's door.
C. a window at the back of the van. D. a sliding window on the side of the van.

5. The drivers blew their horns because _____.
- A. of the traffic lights. B. the van was blocking their way.
C. the traffic lights changed green. D. the van followed the moving traffic.

WEEK 5 ACTIVITIES

Letter Writing

Your name is Litiana if you are a girl or Dipshay if you are a boy. Complete this letter to your friend, Losena inviting her to spend Christmas holidays with you by adding the most appropriate word in the blank spaces. Choose from the list given below. Use today’s date.

15 th July 7, 2019	wonderful	enjoy	are	weeks
with	Losena	Litiana/Dipshay	spend	lot

Navoli

Ba

Dear _____

Hello! How are _____. Hope all is well.

It was pleasant spending two _____ at your place last holidays. It was one of the most _____ vacations I have ever had.

Now my parents and I would like to invite you to _____ Christmas holidays with us. We have planned a _____ of interesting activities and I am sure you will _____ yourself very much.

Looking forward to spending Christmas _____ you.

Take care and love to your family.

Your friend



MADHUVANI SANGAM PRIMARY SCHOOL

WEEKLY HOME STUDY PACKAGE 4 COVID- 19 (EXTENDED SCHOOL BREAK)

SUBJECT	MATHS	YEAR	6
NAME		ADDRESS	

STRAND	Measurement
SUB-SRAND	Time/Temperature
CONTENT LEARNING OUTCOME	Estimate and compare time and temperature to complete an activity or an event in real life situation

WEEK 4 ACTIVITIES

Example: write the temperature 'twenty – five degrees' in numeric form. Solution: twenty-five degrees = 25°C


1. Write these temperatures in numeric form:

- a. twenty-four degrees Celsius
- b. zero degrees Celsius
- c. forty-five degrees Celsius
- d. thirty-two degrees Celsius

2. Arrange these temperatures in ascending order.


16°C 25°C 100°C 2°C 35°C 19°C 10°C

Achievement Indicator: To estimate, measure and record temperatures in degrees Celsius



Example: Read and write the temperature indicated below.

Solution: 10° C The first one is done for you.



10°C

.....

WEEK 5 ACTIVITIES



We need money to spend at

- Do you receive spending (pocket money)? _____.
- In what ways do you get money? _____.
- Do you think children should work for their spending? Why? _____
_____.
- Do you save any money you receive? _____.
- What do you spend your money on? _____.
- What are 'wages'? _____.
- Are all people's wages the same? Why? _____
_____.
- Why do you think is the most important thing about a work? _____
_____.



MADHUVANI SANGAM PRIMARY SCHOOL

WEEKLY HOME STUDY PACKAGE 4 COVID- 19 (EXTENDED SCHOOL BREAK)

SUBJECT	HEALTHY LIVING	YEAR	6
NAME		ADDRESS	

STRAND	Safety
SUB-SRAND	Personal Safety
CONTENT LEARNING OUTCOME	Distinguish the different ways available of raising alarms for safety

COMMUNITY SAFETY

1. A **safe community** is where people live peacefully without any fear of sickness or injury.
2. You can help make your community safe if you **learn to take good care of your family's surroundings.**

HANDLING EMERGENCIES DURING DISASTERS

1. When disasters occur, many times we are caught unprepared for it.
2. Houses get blown away and houses in low lying areas are often flooded.
3. People often get hurt and some die during natural disasters
4. **Precautions before a natural disaster**
 - a. store enough food and water
 - b. cut branches of big trees
 - c. buy candles
 - d. keep listening to the radio for advice
 - e. get batteries for radio and touch

5. **During an natural disaster** - a. stay indoors

b. stay calm and do not panic

6. **Boil all drinking water after a cyclone and flood –**

Sangam Education Board – Online Resources

a. Boiling helps to kill the germs

b. Kills the bacteria in it

ACTIVITIES WEEK 4

1. Define safe community.

2. Why we should live in safe communities?

3. How can you make your community safe?

4. What are some of the precautions that should be taken before disaster?

5. What are some safety measures that should be taken during natural disasters?

WEEK 5 ACTIVITIES

1. Define the term safety.

2. Why it is important to make our community safe?

3. What are some of the preparations that should be done before cyclone?

4. What are some of the bad effects of cyclone?

5. What does the term Natural disaster mean?



MADHUVANI SANGAM PRIMARY SCHOOL

WEEKLY HOME STUDY PACKAGE 4 COVID- 19 (EXTENDED SCHOOL BREAK)

SUBJECT	HINDI	YEAR	6
NAME		ADDRESS	

STRAND	Reading and Viewing
SUB-SRAND	Language, Features and Rules
CONTENT LEARNING OUTCOME	Explore and discuss a range of strategies to detect main ideas in a variety of texts

चीटियाँ

चीटियाँ बहुत ही बुद्धिमान और मेहनती होती हैं। चीटियाँ दो प्रकार की होती हैं, छोटी और बड़ी। छोटी चीटियाँ लाल या काली होती हैं। कुछ चीटियों की आँखें होती हैं, परन्तु कुछ चीटियाँ बिलकुल अंधी होती हैं। चीटियाँ हमेशा मिल-जुल कर रहती हैं। चीटियों की अपनी बस्तियाँ होती हैं। हर बस्ती की एक रानी होती है। कुछ पंखों वाले नर और नारी चीटियाँ भी होती हैं। कई बस्तियों में सिपाही चीटियाँ भी होती हैं। इन के सिर बड़े होते हैं। वे दुश्मनों से बस्ती की रक्षा करते हैं। बस्ती के ज़्यादा से ज़्यादा चीटियाँ मजदूर चीटियाँ होती हैं। इन का काम दाना इकट्ठा करना तथा बस्ती का निर्माण करना है। रानी चीटियाँ अंडे देने का काम करती हैं। इन के बच्चे कुछ ही सप्ताह में बड़े होकर काम करने वाली चीटियाँ बन जाते हैं। चीटियों की बस्ती में रास्ते और कमरे होती हैं। कई कमरों में बच्चे पलते हैं। बस्ती में गोदाम भी होते हैं। गोदाम में अनाज रखा जाता है।

सही जवाब के बगल वाले अक्षर पर गोलाकार निशान बनाओ।

१. चीटियाँ कैसे होती हैं?

- क. आलसी
ख. डरावनी

- ग. मेहनती
घ. मोटे

२. छोटी चीटियाँ किस रंग की होती हैं?

- क. लाल या पीला
ख. लाल या काली

- ग. सफ़ेद या काली
घ. लाल या सफ़ेद

३. चीटियाँ कहाँ पर रहते हैं?

- क. घर में
ख. खेत में

- ग. बस्ती में
घ. पेड़ पर

४. सिपाही चीटियाँ क्या करते हैं?

- क. बस्ती की रक्षा
ख. भोजन का खोज

- ग. बच्चों का पालन
घ. दिन भर आराम

WEEK 5 ACTIVITIES

विलोम शब्द

इन के विलोम शब्द लिखो ।

बुरा	-	-----
खुशी	-	-----
त्यागना	-	-----
शक्तिशाली	-	-----
अच्छे	-	-----

कोष्ठक में दिए गए शब्दों में से सही शब्द चुनकर वाक्य पूरे कीजिए।

धन्यवाद सिर्फ नमस्ते परसों चिंता

१. रसूल ने कहा, ----- विनोद भाई, आइए ।
२. दीपावली का त्योहार कल नहीं ----- है ।
३. मोहन ----- न करो, हम तुम्हारे जन्मदिन पर जरूर आएंगे ।
४. कोई तुम्हारी मदद करे, तो ----- कहना चाहिए ।
५. मुझे शरबत नहीं ----- ठंडा पानी दीजिए ।



MADHUVANI SANGAM PRIMARY SCHOOL

WEEKLY HOME STUDY PACKAGE 4 COVID- 19 (EXTENDED SCHOOL BREAK)

SUBJECT	SOCIAL STUDIES	YEAR	6
NAME		ADDRESS	

STRAND	Resources and Economic Activities
SUB-STRAND	Use and Management of Resources
CONTENT LEARNING OUTCOME	Investigate the different sea and fresh water resources that are available in Fiji and discuss how can they be used wisely

Sea and Fresh Water Pollution

1. Our rivers and sea are always polluted as a result of human activities.
2. When we pollute the sea and rivers resources in it are affected and some are even destroyed and become scarce.
3. There is a need to think of ways to protect our resources so that we would be able to have abundant of it for future use.

The diagram below shows some activities that causes the pollution of our sea and fresh water resources



ACTIVITIES WEEK 4

1. List some human activities.

2. Discuss how water pollution affects marine lives.

3. Name some sea resources.

4. How do sea resources benefit people?

5. Apart from earning dollars, how else do people use sea resources?

WEEK 5 ACTIVITIES

1. Define the term pollution.

2. Name some marine lives.

3. What are some benefits of sea resources?

4. Why should we conserve our sea resources?

5. Write down some human activities that harm marine lives.



MADHUVANI SANGAM PRIMARY SCHOOL

WEEKLY HOME STUDY PACKAGE 4 COVID- 19 (EXTENDED SCHOOL BREAK)

SUBJECT	Vosa Vaka Viti	YEAR	6
NAME		ADDRESS	

NA VEIKA VAKA-VITI

NA I CAVUTI VAKAVANUA

➤ E tolu na Matanitu Vanua ena noda Vanua

Matanitu	Kubuna	Burebasaga	Tovata
	Tailevu Naitasiri Lomaiviti Ra Dua na wase kei Ba	Rewa Namosi Serua Nadroga/Navosa Kadavu Dua na Wase kei Ba	Lau Cakaudrove Bua Macuata

➤ E 14 na yasana Vakaturaga ena noda Vanua.

	YASANA	I CAVUTI VAKA-VANUA
1	Tailevu	Kubuna na Vunivalu na Tui Kaba
2	Naitasiri	Matanikutu na Qaranivalu
3	Ra	Tui Navitilevu
4	Lomaiviti	Kubuna I Wai, Turaga na Vunivalu
5	Rewa	Marama Bale na Roko Tui Dreketi
6	Namosi	Nabukebuke na Tui Namosi
7	Serua	Korolevu na Tui Serua
8	Nadroga/Navosa	Na Turaga Na Ka Levu
9	Kadavu	Nacolase na Tui Tavuki
10	Ba	Va Momo vua na Tui Ba
11	Cakaudrove	Lalagavesi, Tui Cakau na Aisokula
12	Bua	Cakaunitabua na Tui Bua
13	Macuata	Caumatalevu na Tui Macuata
14	Lau	Vuanirewa , Tui Nayau na Tui Lau

DIGIDIGI SAUMI TARO

Wirina na matanivola ni sau ni taro ko sa digitaka.

1. E rakorako na _____ e loma ni vale.

A. cici

B. tagi

C. lolou

D. mauwe

2. Na wa ni tabua e rawa ni tali mai na _____.

A. walai.

B. sinucodo.

C. magimagi.

D. kaukamea.

3. A cava na labolabo kanace?

A. E dua na mataqali ika.

B. E dua na mataqali qoli.

C. E kakana dina vaka-Viti.

D. E qito makawa vaka-Viti.

4. Na i yatuvosa cava e vakamacalataka na tatavu ika?

A. Ni sa lauta se tavulaki na ika.

B. Na kena laukana droka na ika.

C. Na kena vakabutari na ika e dela ni qilaiso waqa.

D. Me vari, tuna, vakasavasavataki ka vakaririgi na ika.

5. E davo koto ki na ceva na yanuyanu ko Kadavu.

Na vosa cava e dusia na matanicagi?

A. ceva

B. davo

C. Kadavu

D. yanuyanu



MADHUVANI SANGAM PRIMARY SCHOOL

WEEKLY HOME STUDY PACKAGE 4 COVID- 19 (EXTENDED SCHOOL BREAK)

SUBJECT	ELEMENTARY SCIENCE	YEAR	6
NAME		ADDRESS	

STRAND	Energy
SUB-SRAND	Energy Source and Transfer
CONTENT LEARNING OUTCOME	Investigate simple electrical devices to demonstrate how electrical energy is transferred and transformed such as light circuit, buzzer, electromagnet, a motor

(Contin)

Does adding a bulb in the setup affect the brightness of the bulb?

When you added one more light bulb to the circuit, it did not affect the brightness of the first light bulb

What happened when you remove one of the light bulbs?

The connection was not broken even when you removed one of the light bulbs in the circuit.

Why does turning off one light bulb not break the circuit?

The circuit did not break because a parallel circuit has more than one pathway for the electricity.

Why is parallel circuit better than series circuit

The devices can be switched on and off separately without breaking any circuits.

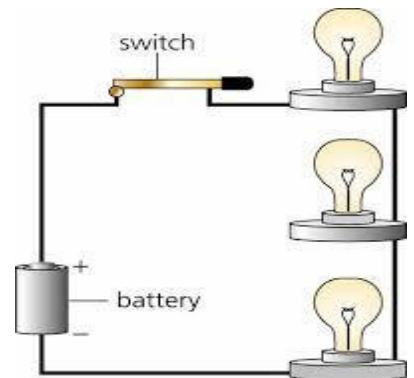
SERIES CIRCUIT

1. There is only one path for electricity.
2. **One drawback of series connections is that** if one component fails , the whole circuit does not work.

None of the bulbs will light.

3. Circuit Symbols

Wire	
Resistor	
Light bulb	
Cell	
Battery	
Switch	



Week 4 Activities

1. What is the main source of energy in the circuit?

2. What is one drawback of series connections?

3. What is the advantage of parallel circuit over series circuit?

4. List the items used to construct simple circuit?

WEEK 5 ACTIVITIES

1.State one advantage of parallel circuit over series circuit.

2.What is the source of energy in the circuit?

3.How many pathway for electricity is there in parallel circuit?

4.Draw a series circuit.

5.Draw circuit symbols and name them.

