

**2034 NANUKU SANGAM SCHOOL
NEW TERM RE-ALIGNED SOLUTIONS
WORKSHEET 1 -2021**

Subject: English

Year: 7

Name: _____

ACTIVITY:

1. The nurse lifted the child with great care . The nurse was very <u>careful</u> when she lifted the child.	2. The man had many cuts which gave him great pain . The man had many cuts which were very <u>painful</u>
3. Everyone showed a great deal of respect to the chief. Everyone was very <u>respectful</u> to the chief.	4. The man's house was painted in several bright colours . The man's house was very <u>colourful</u>
5. A snow plough wouldn't be of much use in Fiji. It is not that <u>useful</u>	6. This new engine has a lot of power . It's a very <u>powerful</u> engine.
7. Our annual concert was a great success . Our annual concert was very <u>successful</u>	8. Pests can do a lot of harm to our crops. They are very <u>harmful</u> to our crops.

VERBS & ADVERBS

Activity:

Underline the verbs and circle the adverbs in each of the sentences provided.

1.	The cruel soldier <u>brutally</u> <u>beat</u> the poor man with his stick and <u>made</u> him <u>cry</u> for help.
2.	The fierce dog <u>barked</u> <u>loudly</u> at the stranger which scared him away.
3.	Toni <u>quickly</u> <u>ate</u> his lunch and <u>went</u> <u>outside</u> to <u>brush</u> his teeth.
4.	The teacher <u>taught</u> <u>carefully</u> while the students <u>learnt</u> <u>cheerfully</u> .
5.	The policemen <u>spoke</u> <u>aggressively</u> to the robber who <u>replied</u> <u>rudely</u> .

2034 NANUKU SANGAM SCHOOL
NEW TERM RE-ALIGNED SOLUTIONS
WORKSHEET 1 -2021

Subject: Mathematics


Year: 7

Name: _____

Area and Perimeter of Rectangles


Find the area and perimeter of each rectangle.

1)



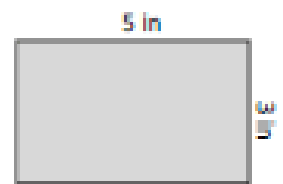
Area =
Perimeter =

2)



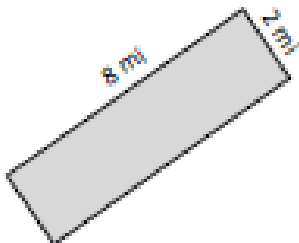
Area =
Perimeter =

3)




Area =
Perimeter =

4)



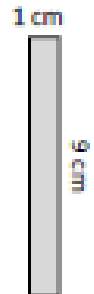
Area =
Perimeter =

5)




Area =
Perimeter =

6)



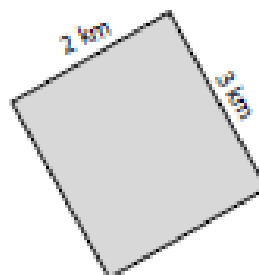
Area =
Perimeter =

7)



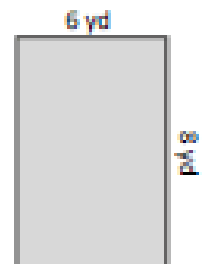
Area =
Perimeter =

8)



Area =
Perimeter =

9)



Area =
Perimeter =

**2034 NANUKU SANGAM SCHOOL
NEW TERM RE-ALIGNED SOLUTIONS
WORKSHEET 1 -2021**

Subject: Healthy Living Year: 7 Name: _____

ACTIVITY:

Identify whether the statements given below are TRUE or FALSE.

1. Talk to your school counselor, friend or parent. True
2. Get help immediately. True
3. Ensure inconsistent supervision of a suicidal child, False
4. Refocus your thoughts on your weaknesses and disabilities. False
5. Access school support by involving the school counselor. True
6. Continue to take threats lightly. False
7. Be gentle and persistent. True
8. Show unconditional love and support. True
9. Offer help in a gentle and persistent manner. True
10. Isolate from all physical activity or sports. False
11. Talk to a spiritual leader. True
12. Seek treatment for your child for substance abuse. True
13. Stay with friends who discourage you to perform better. True
14. Be resilient and focused if you feel depressed or traumatized True

2034 NANUKU SANGAM SCHOOL
NEW TERM RE-ALIGNED SOLUTIONS
WORKSHEET 1 -2021

Subject: Hindi

Year: 7

Name: _____

प्रश्न

१. बुढ़िया किस के सहारे चलती थी ?

बुढ़िया लाठी के सहारे चलती थी ।

२. बुढ़िया को कहाँ जाना था ?

बुढ़िया अपनी ससुराल जा रही थी ।

३. राह में क्या गड़बड़ी थी ?

रास्ते में राही को चीते और शेर घर लेते थे ।

४. मटका देखने में कैसा था ?

मटका देखने में लंबा-लंबा गोल-मटोल था ।

५. बुढ़िया क्या गाते जा रही थी ?

“चल रे मटके टम्मक टूँ” ।

**2034 NANUKU SANGAM SCHOOL
NEW TERM RE-ALIGNED SOLUTIONS
WORKSHEET 1 -2021**

Subject: Social Science

Year: 7

Name: _____

ACTIVITY:

1. When did Samoa come in contact with the Europeans?
Samoa came in contact with Europeans began in the early 18th century
2. Who sighted Samoa first?
Jacob Roggeveen
3. Who arrived in the 1830's?
Missionaries and traders arrived in the 1830s
4. Which three countries claimed parts of Samoa in the 19th century?
Britain
New Zealand
USA
5. Who took charge of Western Samoa after World War 1?
Britain and New Zealand took over the western islands which became 'Western Samoa'
6. Who took charge of the eastern half of Samoa after World War 1?
USA claimed the eastern half of the country which became American .
7. When did Samoa gain political independence?
In 1962
8. In which year did Samoa officially drop 'Western' from its name?
In 1997
9. What is the capital of Samoa?
Apia

**2034 NANUKU SANGAM SCHOOL
NEW TERM RE-ALIGNED SOLUTIONS
WORKSHEET 1 -2021**

Subject: Basic Science

Year: 7

Name: _____

ACTIVITY: FILL IN THE TABLE GIVEN BELOW.

SOURCE OF ENERGY	USE	ADVANTAGE	DISADVANTAGE
HYDRO POWER	It is commonly used for electricity.	1. Pollution free. 2. Free and can be replaced 3. Readily available 4. Unlimited in supply	-Not suitable for all weather conditions -Unreliable - Takes more time for the task to be completed
SOLAR ENERGY	It can be used for heating, Electricity	1. Pollution free. 2. Free and can be replaced 3. Readily available 4. Unlimited in supply	-Not suitable for all weather conditions -Unreliable - Takes more time for the task to be completed
WIND ENERGY	using wind turbines to make electrical energy, windmills for mechanical power, wind pumps for water pumping or drainage, or sails to propel ships.	1. Pollution free. 2. Free and can be replaced 3. Readily available 4. Unlimited in supply	-Not suitable for all weather conditions -Unreliable - Takes more time for the task to be completed
BIOMASS	Often refers to plants or plant-derived materials. It can be used directly to produce heat	1. Pollution free. 2. Free and can be replaced 3. Readily available 4. Unlimited in supply	-Not suitable for all weather conditions -Unreliable - Takes more time for the task to be completed
FOSSIL FUEL	Used in factories, vehicles, for cooking (Gas)	1. Fast and easy to use. 2. Comfortable and suitable for all weather conditions 3. Highly reliable	1. Pollution 2. Costs money 3. Limited in supply 4. Causes harm to the environment.

NANUKU SANGAM SCHOOL
NEW TERM RE-ALIGNED
WORKHEET 1

Subject: Veika Vaka-viti

Year: 7

Name: _____

STRAND	Na ivakarau vakavanua
Sub- Strand	i Tovo vakavanua
Content Learning outcome	Vulici ka matanataki na i tovo vakavanua.

Vosavosa Vaka-viti

1. Vakamacalataka na vosavosa vaka-viti ka ra soli tiko e ra.

- a. Sa tadu mai na waqa- **Sa yaco mai e dua na i lakolako.**
- b. Na cavuikelekele- **Na veisureti kina waqa vakaturaga me yavi na i kelekele ka kele mai vanua.**
- c. Na i vakasobu- **Na veiqaravi vakavanua vua e dua na turaga ka sureti me gole ki vanua e sa varautaki tu kina na veiqaraqaravi.**
- d. Na i vakamamaca- **Nai yau e vakacabori me sosomi taka na ka e suasua.**
- e. Na i luva ni tawake- **Na kena uruci na kuila e waqa me sa cavutu na i lakolako ki vanua.**

Tuvana vakadodonu na veitarataravi ni veiqaravi vakavanua ka ra koto oqo e ra.

1. yaqona vakaturaga, sevusevu, qaloqalovi, cavuikelekele, wase ni yaqona vakaturaga. **cavuikelekele, qaloqalovi, sevusevu, yaqona vakaturaga, wase ni yaqona vakaturaga.**
 2. ciqomi, tuberi, vakamaluataki, vatonaki, tama. **tama, vakacabori, tarai, vatonaki, vakamaluataki.**
 3. vakamaluataki, tarai, vakacabori, vatonaki, vakarogotaki. **vakarogotaki, vakacabori, tarai, vatonaki, vakamaluataki.**
 4. **Vukica na yatu vosa e tolu ka koto e ra ka qai vukica kina i wiliwili e vinakati.**
 - a. Au a raici koya.
 - 1- **Au a raici koya.**
 - 2- **Keirau a raici rau.**
 - 3- levu- **Keimami a raici ira.**
 - b. Me kakua ni tukuni vua. _____
 - 3- **Me kakua ni tukuni vei ratou.**
- levu- **Me kakua ni tukuni vei ira.**
-