



3055 BA SANGAM COLLEGE
 PH: 6674003/9264117 E-mail: basangam@connect.com.fj



School: Ba Sangam College
Subject: Technical Drawing

Year/Level: 11
Week 8

Name: _____
Year: _____

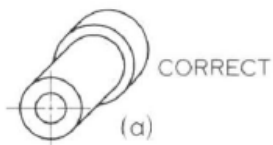
Strand	Geometrical Drawing
Sub Strand	Oblique Drawing
Content Learning Outcome	Define oblique drawing, Identify the receding axis, Construct oblique cube Construct oblique drawing

GENERAL RULES FOR OBLIQUE DRAWING

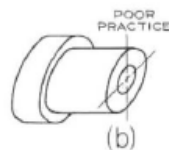
Below are three basic rules that should be considered when making an oblique drawing of an object.

RULE 1

Place the object so that the circular shapes are shown on the front.



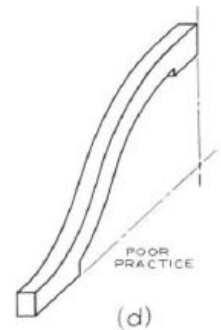
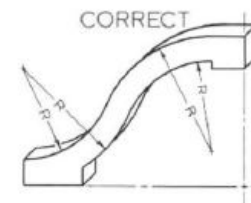
Preferred



Not Preferred

RULE 2

Place the object so that the longest dimension is shown on the front.



Activity

Given: The 3rd angle orthographic projection of a Cross Halving Joint

Required: Draw the Cross Halving Joint in exploded Cabinet oblique

