



WORKSHEET 13

School: Ba Sangam College

Name : _____

Subject: Home Economics

Year:10





Strand	HEC 10.3: CLOTHING AND TEXTILES
Sub strand	HEC 10.3.4 Equipment
Content Learning Outcome	Handle advanced sewing equipment and Demonstrate skills in using the sewing machine.

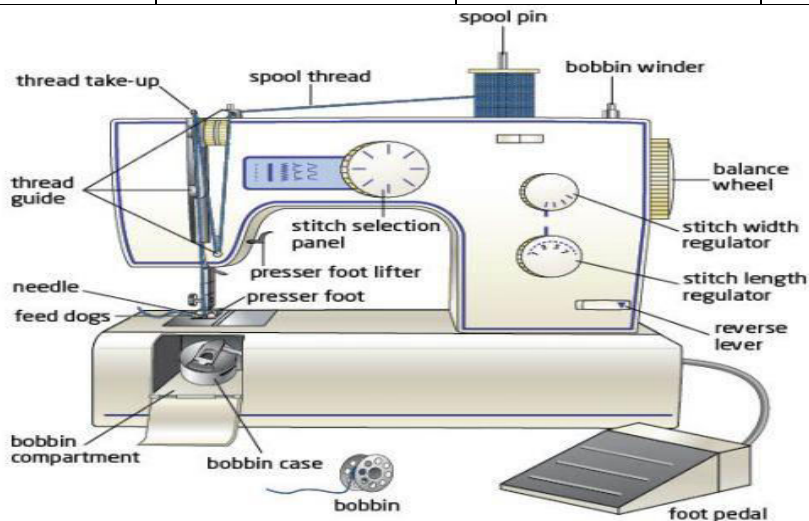
ADVANCED SEWING EQUIPMENT

- It is important to have the right sewing equipment.

SEWING EQUIPMENT AND ACCESSORIES








Types of Sewing Machines

Hand sewing machine	Treadle machine	Electric machine	Electronic machine
			



SEWING MACHINE PARTS

Cutting scissors/shears	<ul style="list-style-type: none"> • A good pair of stainless-steel cutting scissors will cut smoothly and evenly. • Should be about 20 cm long and have sharp blades.
-------------------------	--

	
<p>Hand sewing needles</p> 	<ul style="list-style-type: none"> • Keep a selection of sewing needles for different purposes. • Finer needles are used for delicate fabrics such as chiffon and lawn • Thicker needles are used for heavier fabrics such as denim.
<p>Embroidery Needles</p> 	<p>For all decorative /embroidery stitches.</p>
<p>Needle threader</p> 	<p>For threading needles; come with needles sets in a pack.</p>
<p>Tape – measure</p> 	<ul style="list-style-type: none"> • A good quality tape-measure that does not stretch or fray easily at the edges.
<p>Un-picker (quick un-pick)</p> 	<ul style="list-style-type: none"> • An un-picker is used for removing unwanted stitches. • It is also used to slit button holes.
<p>Tracing wheel and dressmaker’s carbon paper</p> 	<ul style="list-style-type: none"> • These are used together to transfer pattern lines from paper pattern to fabric

ACTIVITY

1. . Name the four types of sewing machines. **(2 marks)**

2. Identify the functions of the following; **(3 marks)**
3. a. thimble -

- b. unpicker -

- c. threader -

- d. tracing wheel-

- e. Embroidery needle-

4. Why is it important to keep all small sewing equipment together? **(1 mark)**

