

**TOPIC OF INQUIRY - SEA CREATURES- SEA LIFE**  
**WORKSHEET : 6 - LITERACY**

**NAME.....**


**A. Discuss the following with your child:**

1. What are sea creatures?
2. Where are some other places sea creatures are found?
3. Why do people catch sea - creatures?
4. Why do people eat sea creatures?
5. When is the right time for the fisherman to catch sea creatures?
6. Who catches sea creatures?
7. Where is sea- creatures found?
8. How do the sea creatures survive?
9. How can we keep sea creatures safe?

**B. Teach them Rhymes, fingerplays and songs on Sea Creatures - Google search from you tube or teach from our viber platform.**

**C. Tell them stories about sea creatures. Eg. Finding Nemo, or google search from youtube or see uploads on our viber platform.**

**D. Crayon or Wet Chalk Drawing - Draw some sea creatures**





## WORKSHEET 6

DAY 3

### PICTURE TALK, SCIENCE, LISTENING GAME & ART WORK

*1. Picture talk* - show them pictures of Sea Creatures (Fish, Crab, Prawn, Lobsters, Snakes, Turtles, Dolphins and Sharks etc).

#### 2. Science-

a.) Show your child some: shells, corals and fish. (Show fish only if you have it in fish tank at your home.

b.) Let your child see and smell a piece of fried fish or smoked fish.

c.) Make a Fish Aquarium using plastic bottle.

i). Cut out shapes of sea creatures from ice-cream container.

ii). Fill a big plastic bottle with water- cut the top.

iii) Collect some stones, shells, corals. (if you have these at home)

iv) Place everything inside the bottle containing water.

#### 3. Listening Game

-Drop stones one by one into a basin of water. Let your child hear the sound it makes.

#### 4. Art & Craft-Collage Activity

\*Make a fish using recycled materials make a "Stone Fish" or a "Sand Fish".

\*Draw outline of a fish on a cardboard and your child has to paste small stone or sand on it. Upload pictures on Viber Group.

**WORKSHEET 6**  
**HEALTHY LIVING**

DAY 4

**A.OUTDOOR ACTIVITIES**

- 1.Sand Play
- 2.Musical Chair

**B.INDOOR ACTIVITIES**

- 1.Rolly Polly
- 2.Bumble bee (see the song on the our viber platform)


**C.HEALTH & WELL BEING**

- 1.Exercise regularly
- 2.Help your parents.

WORKSHEET 6  
ART & CRAFT - COLLAGE

DAY 5

1. Decorate the fish using Recycled materials



---

2. Decorate a star fish using Recycled materials.

\*Upload pictures.

---

*Stay Safe and stay connected!!!!!!*

TOPIC OF INQUIRY - SEA CREATURES- TASTE, TIDE & SOUND  
WORKSHEET : 7 - LITERACY

NAME.....

**A. Discuss the following with your child:**


1. What is sea for sea creatures?
2. Where do the creatures live?
3. Why do people eat sea creatures?
4. Why do many people depend on sea life?
5. Why is the sea -water salty?
6. Who does the fishing and diving at the sea?
7. When is the sea water cold and when it's warm?
8. When does the sound of the sea does come?
9. When is the tide high/ low?
10. How does the water taste?

**B. Teach them Rhymes, Songs and Finger Plays. Same as last week.**

**C. Tell them few new stories about sea life. Google search from youtube or see uploads on our viber platform.**

**D.**

# COLORING BOOK







**WORKSHEET 7**  
**NUMERACY**

DAY 2

A. Counting:

**Sea Creature Counting**

Count the number of each animal and write the number in the box

1.		<input type="text"/>
2.		<input type="text"/>
3.		<input type="text"/>
4.		<input type="text"/>

© www.ActivityVillage.co.uk - Keeping Kids Busy

Activity  
village

B. Numbers- Pre-writing activity

1				
2				
3				
4				
5				
6				
7				
8				
9				
10				

## WORKSHEET 7

Day 3

### PICTURE TALK, SCIENCE, LISTENING GAME, ART & CRAFT WORK

1. ***Picture Talk***- show your child some pictures on sea creatures and let them share their views/ thoughts about sea life.

#### 2. ***Science***

a. Let your child feel the sand. (Rough or smooth)

\* Do this if only you have sand at home.

b. Let your child listen to a shell - the sound which comes out from the shell.

\* Do this if only you have shells at home.

#### 3. ***Listening Game***

Bang 2 stones inside a basin or bucket of water. Let your child hear the sound.

#### 4. ***Art & Craft***

Make an Octopus, Turtle, Dolphin, Shark etc; using any recycled material. Toilet paper rolls, paper plates / glass, straws bottle tops, creep- paper, box, CD, stones, sand and clothes etc.

\* Upload pictures



**WORKSHEET 7**  
**HEALTHY LIVING**

**Day 4**

**A.OUTDOOR ACTIVITIES**

1. Water play - floating and sinking
2. Run, jump, hop, roll and skip

**B.INDOOR ACTIVITIES**

- 1.Teddy Bears
- 2.If I had a ball
- 3.Any balloon games

**C.HEALTH &WELL BEING**

- 1.Say your prayers everyday.
- 2.Never waste food and water.

## WORKSHEET 7

Day 5

### ART & CRAFT - COLLAGE

\* Paste pictures of sea creatures, sea, mangroves, reefs, Islands etc. (If you can't find any pictures you can draw).

\* Upload pictures.