


NADI SANGAM SCHOOL  
YEAR 1  
HOME STUDY PACKAGE # 10



**1076 NADI SANGAM SCHOOL**  
**WEEKLY HOME STUDY PACKAGE #10**

**LESSON NOTES**

**SUBJECT: MATHEMATICS**

**YEAR: 1**

<b>Strand</b>	Measurement
<b>Sub Strand</b>	Weight
<b>Content Learning Outcome</b>	<ul style="list-style-type: none"><li>• To be able to use specific vocabulary to express weights of objects.</li><li>• To be able to compare weights using comparative language.</li></ul>



**WORKSHEET 13**

**Activity 1: Heavier and Lighter than**

1.



Draw 2 objects that are heavy	Draw 2 objects that are lighter

2. Circle the picture that is heavy and cross out the one which is lighter.



**Activity 2 : Comparing Weights**

Write heavier than or lighter than in pair of pictures.



**1076 NADI SANGAM SCHOOL**  
**YEAR 1 – ENGLISH**  
**WEEKLY HOME STUDY PACKAGE #10**

**A. Comprehension Passage**

Anna is a little girl. Her father is a doctor. He works in a hospital. Her mother is a teacher. She works in a school. Anna has a dog. Anna and her family play with the dog in the garden.

**Complete the sentences:**

1. Anna is a \_\_\_\_\_ girl.
2. Her father is a \_\_\_\_\_.
3. Her mother works in a \_\_\_\_\_.

**B. Circle the correct spelling**

1. gadan      gardan      garden
2. sister      sistar      sista
3. dress      dres      draes
4. parke      paak      park
5. beech      beach      bech

**C. Word Formation**

Write a word that starts with the given letter.

- c \_\_\_\_\_  
f \_\_\_\_\_  
t \_\_\_\_\_  
v \_\_\_\_\_  
r \_\_\_\_\_

**D. Add – 'ing'**

1. play - \_\_\_\_\_
2. do - \_\_\_\_\_
3. try - \_\_\_\_\_
4. wash - \_\_\_\_\_
5. fish - \_\_\_\_\_

**1076 NADI SANGAM SCHOOL**  
**YEAR 1 – GENERAL SUBJECTS**  
**WEEKLY HOME STUDY PACKAGE #10**

<b>Theme</b>	Safety
<b>Content Learning Outcome</b>	<ul style="list-style-type: none"><li>- Understand what is fire safety.</li><li>- Discuss ways to stay safe while playing.</li></ul>

**Fire Safety**

1. Never play with matches, lighters and burning candles.
2. When there is a fire inside the house, do not hide . Move outside the house.
3. To escape during a fire, stay low and crawl.
4. If clothes catches fire; STOP DROP and ROLL



**Safety While Playing**

1. Play safe games.
2. Don't play with dangerous things.
3. Play in a clean open space.
4. Don't play near the road or on the road.
5. Don't play on wet grounds.
6. Don't push others while playing.

## Activity: Fire Safety


### Write yes or no

1. Hide in the house when it is on fire. \_\_\_\_\_
2. Don't play with matches. \_\_\_\_\_
3. We should run when our clothes catches fire. \_\_\_\_\_


## Safety While Playing

✓ if it is safe

X if it is unsafe



Play in the park



Play in the Kitchen



Play near the road



Play on the playground

1076 NADI SANGAM SCHOOL


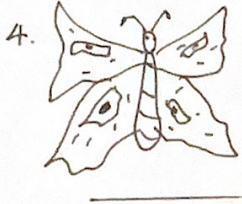


YEAR 1 HINDI

WEEKLY HOME STUDY PACKAGE #10 (Worksheet 13)

क दिश जश मलल वल शव्द सें गोल लगलओः

- |    |       |   |       |      |     |
|----|-------|---|-------|------|-----|
| 1. | आ - ा | - | नल    | कलस  | आस  |
| 2. | ऊ - ू | - | ढोकरी | चूढल | नदी |
| 3. | इ - ी | - | पीलल  | रही  | पड़ |
| 4. | औ - ौ | - | ढौबी  | वलग  | सिर |
| 5. | इ - ी | - | गलजर  | नीलल | रक  |

अ सही शव्द चुन कर लिखोः



नल  
तरबूज  
तितली  
फूल  
इंख  
पड़

ग वहुवचन - मेल करोः

- |    |      |   |      |
|----|------|---|------|
| 1. | गढल  | • | कूले |
| 2. | कलल  | • | गढे  |
| 3. | कुनल | • | केले |

घ इन्हें पूरल करोः

- |    |       |    |       |
|----|-------|----|-------|
| 1. | पलपजी | 2. | आप    |
| 3. | रोप   | 4. | नारिल |
| 5. | पलप   | 6. | सपस   |