

LESSON NOTES

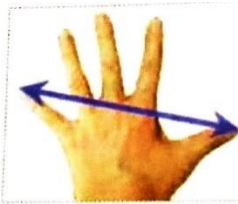
SUBJECT: MATHEMATICS

YEAR: 1

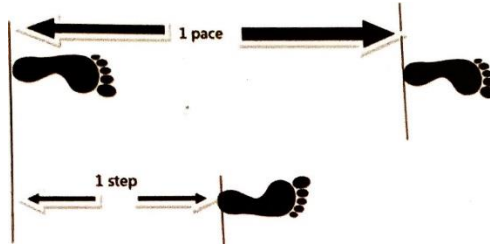
Strand	Measurement
Sub Strand	Length- Non Standard Unit
Content Learning Outcome	<ul style="list-style-type: none">• To describe length using non standard units.• To be able to use non standard units to compare length of objects.

Measuring with Non Standard Units – Our Body

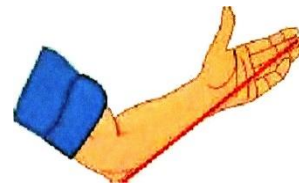
Hand span



Pace and Steps



Cubit



WORKSHEET 12

Activity 1

1. Measure these using hand span.

a. My study table

hand span

b. Maths 4C

hand span

2. Measure the distance using the units given.

a. Length of a kitchen

paces

b. length of a bedroom

steps

3. Measure the length using cubit

a. Sofa

cubit

b. sink/washtub

cubit

4. Measure the length using the ice-block stick.

a. Length of your study table

Ice-block sticks

b. length of your Maths 4C

Ice-block sticks

Activity 2: Compare length with the same units

1. Measure the following using hand span

a. Dining table = hand span

b. Maths 4C = hand span

c. Door = hand span

2. Looking at the length using hand span.

- Colour the biggest with red.
- Colour the smallest with blue.

1076 NADI SANGAM SCHOOL
YEAR 1 – ENGLISH
WEEKLY HOME STUDY PACKAGE #9

Theme: People Who Help Us

A policeman catches thieves.
A fire – fighter puts out the fire.
A teacher helps us to read and write.
A barber cuts our hair.
A bus driver drives us home after school.
A doctor treats sick people.

Activity 1 : Rainbow Words

teacher doctor fire bus home

Activity 2 : Nouns

List down 5 nouns from the story.

Activity 3 : Verbs

List down 5 verbs from the story.

Activity 4 : Fill in the missing letter

dr__ver o__t ho__e te__cher o__r

Activity 5 : Draw and colour

a. A bus driver

b. A policeman

--	--

1076 NADI SANGAM SCHOOL
YEAR 1 – GENERAL SUBJECTS
WEEKLY HOME STUDY PACKAGE #9

Theme	People Who Help Us
Content Learning Outcome	-Name the people that help us and describe their role. - Describe ways to keep our teeth healthy and strong.


People Who Help Us

1. Farmer – plants fruits and vegetables.
2. Teacher – teaches children to read and write.
3. Policeman – helps people who are in danger.
4. Nurse – looks after sick people.
5. Fire - fighter – puts out fire and saves people.
6. Dentist – checks and cares for our teeth.
7. Doctor – treats sick people.

Activity

Name the people shown in the picture. Choose from the box.

doctor	nurse	fire - fighter	teacher	dentist	farmer	policeman
--------	-------	----------------	---------	---------	--------	-----------







Keeping Teeth Healthy And Strong

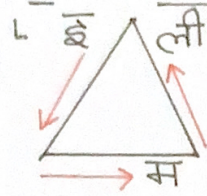
1. Brush your teeth after every meal.
2. Avoid sweets and fizzy drinks.
3. Drink milk.
4. Eat lots of fruits and vegetables.
5. Visit the dentist for checkups.

Activity

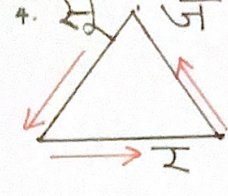
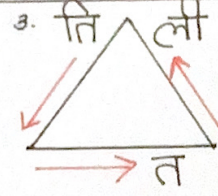
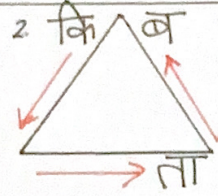
Colour the things that are good for our teeth.



क अक्षरों को जोड़ कर शब्द बनाओ:



हमली



ख पढ़ो:

सनासा ! सनासा !
 ऊपर देखो सनासा !
 नारियल ! लो सरस !
 नारियल लो ! नारियल
 गिरा ! बस सनासा बस !


दिए गए सजा से शब्द लिखो:

- अ - - - - -
- इ - ि - - - - -
- आ - ा - - - - -
- ए - ए - - - - -
- ओ - ओ - - - - -


इन्हें मिलाओ:

- ऊपर देखो • सनासा बस !
- लो • सनासा !
- बस • सरस !

चित्र बनाओ:



लाल फूल



शब्दों को जोड़ कर लिखो:

— + — = रोटी

— + — + — = टौकरी

— + — = रानी

नारियल का पेड़