

2036 Penang Sangam Primary School

Year 1

English- Worksheet 12

Strand	Reading and Writing
Sub- strand	1. Reading 2. Writing
Content	1. To be able to read simple words and sentences.
Learning	2. To be able to understand what are plural form of nouns.
Outcome	3. To be able to write simple sentences.



Lesson Notes



<p>The plural of a noun typically denotes a quantity greater than the default quantity represented by that noun. This default quantity is most commonly one. * Singular means one.</p> <p>* In simple words PLURALS mean more than one of a certain noun (naming word).</p>	
<p>Rule 1:</p> <p>To write the plurals of most nouns we usually add letter “_s” at the end of the word.</p> <p>Example: 1 girl - 2 girls 1 eye - 2 eyes</p>	<p>Rule 2:</p> <p>To write the plurals of nouns ending with these letters- s, h, o, and x, we usually put the letters “_es” at the end of the word. (Except for some nouns ending with ‘x’ that have ‘x’ removed and “_ces” added to make the plurals).</p> <p>Example: 1 dress - 2 dresses 1 mango - 2 mangoes</p>
<p>To write sentences for plural form of verbs: we use “These are ...” and not “This is ...”</p>	

Activity 1- Write the plurals of each noun given.

Plurals using Rule 1: adding “_s”		Plurals using Rule 2: adding “_es”	
1 house	2 _____	1 church	2 _____
1 gift	2 _____	1 box	2 _____
1 apple	2 _____	1 tomato	2 _____
1 banana	2 _____	1 bus	2 _____
1 carrot	2 _____	1 branch	2 _____
1 boy	2 _____	1 fox	2 _____

Activity 2- Write a sentence for the pictures given in each set. Change the nouns to plural.

	<p>These are two flowers.</p>
 <p>cup</p>	<p>_____</p> <p>_____.</p>

 <p>mango</p>	<p>_____</p> <p>_____.</p>
 <p>tomato</p>	<p>_____</p> <p>_____.</p>


2036 Penang Sangam Primary School

Year 1

Mathematics- Worksheet 12

Strand	Early Mathematics
Sub- strand	Numbers (Whole Numbers)
Content Learning Outcome	To be able to recognize number symbol for number 19, know the number name and count and draw or count and write/ colour 19 objects.

Lesson Notes- Number 19, number name and how many does it represent.

Number symbol	Number name	How many it represents?
19	Nineteen	

Activity 1- Copy and write number 19 and the number name spelling.

19 _____

19 _____




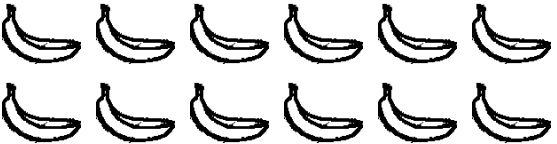
19 _____

Nineteen _____

Nineteen _____

Nineteen _____

Activity 2- Draw some more and make them 19 altogether.

Activity 3- Draw and Colour:

19 leaves	19 lollies
19 cups	19 mangoes

2036 PENANG SANGAM PRIMARY SCHOOL

Year: 1
Healthy Living
Worksheet 12

Strand	Healthy Living
Sub-Strand	Perceptual motor development
Content Learning Outcome	Children should be able to differentiate between neat and untidy.

Lesson Notes



Theme: Toys and Games

Topic: Being Responsible of Taking Care of Things.

1. Take care of your personal belongings.
2. Put toys away properly after playing.
3. Do no scatter things everywhere.
4. Take care of your things even at school.
5. Put things at their right place.

Activity: **Circle** the correct picture in each row.

Books



Toys



Clothes



Table







2036 Penang Sangam Primary School

Year 1

Hindi- Worksheet 12

Strand	Reading and Writing
Sub- strand	1. Reading 2. Writing
Content Learning Outcome	1. To be able to read simple words and sentences. 2. To be able to shape letter घ . 3. To be able to write simple words and sentences.

Lesson Notes- अक्षर घ से कुछ शब्द ।

			
घर	घोड़ा	घड़ी	घंटी





कार्य एक- अक्षर घ को देख कर लिखिए । (Copy and Write)

घ ----- ----- ----- ----- ----- ----- ----- ----- ----- ----- -----

घ ----- ----- ----- ----- ----- ----- ----- ----- ----- ----- -----

घ ----- ----- ----- ----- ----- ----- ----- ----- ----- ----- -----





कार्य दो- ऊपर दिए गए चित्रों को देख कर चित्र बनाइए ।

			
घर	घोड़ा	घड़ी	घंटी

कार्य तीन- दिए गए शब्दों को देख कर लिखिए । (Copy and Write these words and learn the spellings)

घर	-----	-----	-----	-----	-----
घोड़ा	-----	-----	-----	-----	-----
घड़ी	-----	-----	-----	-----	-----
घंटी	-----	-----	-----	-----	-----

कार्य चार - दिए गए चित्रों के लिए एक वाक्य लिखिए । (Write a sentence for each picture)

	यह एक घर है ।
	_____
	_____
	_____

Strand	Myself and Others
Sub-Strand	Relationships and Emotions
Content Learning Outcome	Children should be able to identify a pilot and a captain.

Lesson Notes


Theme: Toys and Games

TOPIC: Pilots and Captains

1. Some toys we play with are cars, ships, planes,
2. Some toys use battery.
3. Some toys have remote controls.
4. Planes are flown by pilots.
5. Ships are controlled by captains.
6. Uniform of pilots and captains:

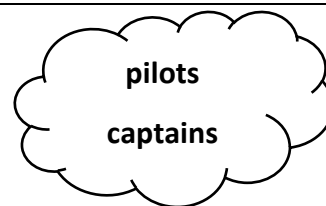


Activity(a): Colour the pictures given below.



Activity(b): Sentence completion:

1. Planes are flown by _____.
2. Ships are controlled by _____.



2036 Penang Sangam Primary School
Year 1
Vosa Vaka Viti
Worksheet 12





Strand: Na Veika Vakaviti

Sub Strand: Na Rorogo

CLO: Ni na oti na nodra cakacaka era sa na kila na cavuqaqataka na rorogo “Jj”.

Me ra cavuqaqataka na rorogo “Jj” me ra qai cakava na cakacaka e lavaki.


ja	je	ji	jo	ju
----	----	----	----	----

			
jamu	joke	jeri	jeli

Veisataka kina iyaloyalo



jeli



jamu




jeri

Strand	Living things and the environment.
Sub-Strand	Observation, exploration and investigation
Content Learning Outcome	Children should be able to identify push force.

Lesson NotesTheme: Toys and GamesTopic: Toys We Push.

1. We move toys by pushing or pulling.
2. Force is applied to move toys.
3. Some toys move when we push them, like, wheelbarrow, cars, trucks, buses.
4. When we **push**, things move away from us.
5. Examples of some push forces are:



Activity: **Circle 7 pictures** that show **push** force.

