

**2034 NANUKU SANGAM SCHOOL
NEW TERM RE-ALIGNED
WORKSHEET 2 – SOLUTIONS 2021**

Subject: Language, Literacy and Communication (English) Year: 1 Name: _____

Strand	Reading and Writing
Sub Strand	Reading and Writing
Content Learning Outcome	<ul style="list-style-type: none"> • Read simple compositions. • Understand the given activities and write the answers.

New Words

Umbrella Uniform Unicorn Under Ugly

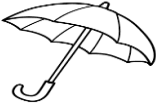


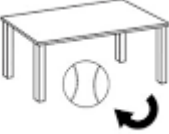

Letters

T U V W

Read the text

My Friend
I have a friend.
His name is Tom.
She is six years old.
I love my friend.

Learn the words:

 Umbrella	 Uniform	 Unicorn	 Under	 Ugly
---	---	--	---	---


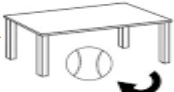
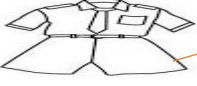

Activity 1

Read and write:

Umbrella	<u>Umbrella</u>	<u>Umbrella</u>	<u>Umbrella</u>
Uniform	<u>Uniform</u>	<u>Uniform</u>	<u>Uniform</u>
Unicorn	<u>Unicorn</u>	<u>Unicorn</u>	<u>Unicorn</u>
Under	<u>Under</u>	<u>Under</u>	<u>Under</u>
Ugly	<u>Ugly</u>	<u>Ugly</u>	<u>Ugly</u>

Activity 2

Rewrite and learn the given words.

	Ugly	
	Uniform	
	Under	
	Umbrella	

**2034 NANUKU SANGAM SCHOOL
NEW TERM RE-ALIGNED
WORKSHEET 2 – SOLUTIONS 2021**

Subject: Learning to Know (Maths) Year: 1 Name: _____

Strand	Early Mathematics
Sub Strand	Numbers
Content Learning Outcome	Write and recognize number 15 in numeral form and words. Draw and colour 15 objects.

Lesson Notes

- These are **15** (Fifteen) stars.



- We write 15 in words as **Fifteen**.

New words

Number Fifteen

Activity 1

Make a total of 15.

1.

Activity 2

Read and write:

Fifteen Fifteen Fifteen Fifteen

Fifteen Fifteen Fifteen Fifteen

Activity 3

Fill in the missing letters.

Fifteen Fifteen Fifteen Fifteen Fifteen

Activity 4

Fill in the missing numbers.

<u>1</u>	2	<u>3</u>	4	<u>5</u>
6	<u>7</u>	8	<u>9</u>	10
<u>11</u>	12	<u>13</u>	14	<u>15</u>

Activity 5

Circle number 15 only.

<u>15</u>	11	<u>15</u>	18	12
13	<u>15</u>	14	10	18
12	14	<u>15</u>	11	<u>15</u>
16	10	12	<u>15</u>	17

2034 NANUKU SANGAM SCHOOL
NEW TERM RE-ALIGNED
WORKSHEET 2

Subject: Veika Vaka-viti Year: 1 Name: _____

STRAND	Vakarorogo kei na Cavuti ni vosa
Sub- Strand	Na Veivanua e vakayagataki kina na vosa
Content Learning outcome	Vakadikeva na I tukutuku e rogoci me saumi kina na taro kei na kena vakadewataki ena veigaunisala duidui ni vakau itukutuku.

VOSA VOVOU

Vulica na veivosa vovou oqo.

1. bebe 2. veico. 3. Raica. 4. dau. 5. vodre. 6. ono 7. vuka. 8. veitabanikau.
9. yavana

Cakacaka Lavaki

1. Vola e so na vosa me vakaotia na yatuvosa e ra me baleta na waqa..

- a. E dau vuka na bebe .
- b. E dau vuka e na vei loga ni senikau. .
- c. E dau vuka tale ga na maina/ belo/ ga .
- d. E dau vuka e macawa. .

2. Wirina na vosa veibasai..

- a.) vuka - ro / cici
- b.) levu- lako / lailai
- c.) vucesa- makutu / doce
- d.) rairai ca- rairai vinaka / matau

3. Wirina na vosa ka duidui vei iratou.

- a.) vodre bebe toa lago
- b.) soqe lairo mana qari
- c) lako dabe kiso cici
- d.) koli vuaka belo ose

**2034 NANUKU SANGAM SCHOOL
NEW TERM RE-ALIGNED
WORKSHEET 2 -SOLUTIONS 2021**

Subject: Living and Learning Together Year: 1 Name: _____

Strand	Myself and others
Sub Strand	Relationships
Content Learning Outcome	Identify relationships with other children and adults.











New Words

Grandfather Grandmother Uncle Aunty Cousins Friends Brother

Lesson Notes

- Grandfather and grandmother are the father and mother of your parents.
- Uncle are your father's or mother's brother.
- Aunty is your mother's or father's sister.
- Cousins are the children of your aunty and uncle.

Relationships

 Grandmother	 Grandfather	 Aunty	 Cousins	 Sister
 Uncle	 Friends	 Brother	 Mother	 Father

Activity 1







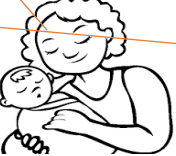

Fill in the blanks.

Anunty Mother Father Sister Uncle

Grandmother Friends Cousins Brother

Activity 2

Match the pictures with the correct relationships.

		Friends Mother Sister Grandmother Grandfather Uncle Father Cousins		
				

**2034 NANUKU SANGAM SCHOOL
NEW TERM RE- ALIGNED
WORKSHEET 2 – SOLUTIONS 2021**

Subject: Physical Development, Health and Well Being Year: 1 Name: _____

Strand	Healthy Living
Sub Strand	Perceptual motor development
Content Learning Outcome	To be able understand who is a friend and things we do with a friend.






New Words

Teasing read hug cry help bullying






Lesson Notes

- A friend is a person whom we like to stay with and who always helps us.
- Friends listen to our problems.

Things to do with friends.

				
Read	Play	Share	Hug	Help

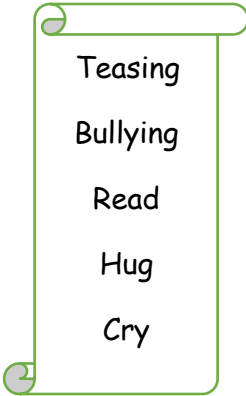
Things not to do with friends.

				
Fighting	Pulling Hair	Teasing	Make them cry	Bullying

Activity 1

Activity 2

<p>Write <u>Yes</u> or <u>No</u></p> <ol style="list-style-type: none"> 1. Play with friend. <u>Yes</u> 2. Make your friend cry. <u>No</u> 3. Bully your friend. <u>No</u> 4. Share things with your friend. <u>Yes</u> 	<p>Fill in the blanks.</p> <p><u>T</u>easing</p> <p><u>B</u>ullying</p> <p><u>R</u>oad</p> <p><u>H</u>ug</p> <p><u>C</u>ry</p>
--	---



**2034 NANUKU SANGAM SCHOOL
NEW TERM RE-ALIGNED
WORKSHEET 2 – SOLUTIONS 2021**

Subject: Learning to Know (E/S) Year: 1 Name: _____

Strand	Living Things
Sub Strand	Fishing
Content Learning Outcome	<ul style="list-style-type: none"> To be able to understand what is fishing and label the parts of a fish.

New Words

fishing line water spear net

Lesson Notes

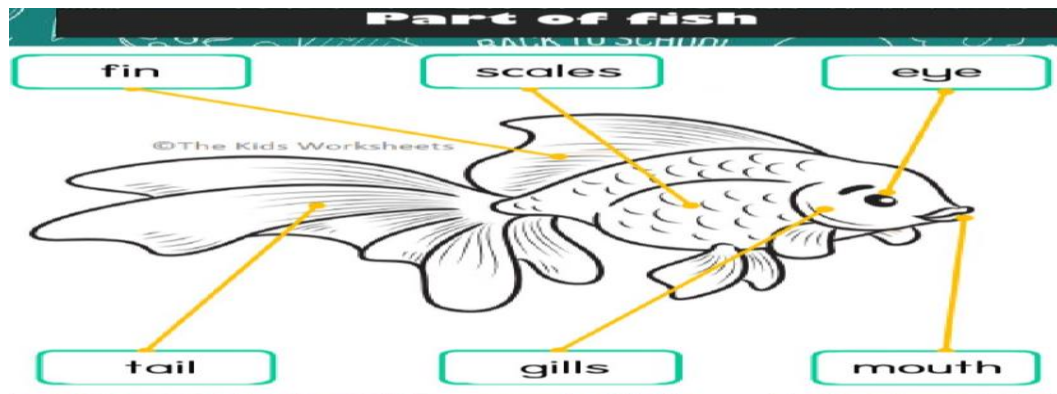
- A fish lives in the water.
- Fish can be found in the river and sea.
- **Fishing** is when people go and catch fish.

Fishing Methods



Parts of a fish.

Read and learn.



Activity 1

Choose the correct answer from the bracket.

1. A fish lives in the water (slide/water).



2. A way to catch fish is by using a net (net/ bat).



**2034 NANUKU SANGAM SCHOOL
NEW TERM RE-ALIGNED
WORKSHEET 2 – SOLUTION 2021**

Subject: Language, Literacy and Communication (Hindi) Year: 1 Name: _____

Strand	बोलो, पढ़ो और लिखो ।
Sub Strand	नम्बर का ज्ञान ।
Content Learning Outcome	नम्बर का ज्ञान और चित्र बनाए ।

Lesson Notes

सिखो

त थ द

तब ताला तारा तालाब थक थरमस थाली थन

नम्बर का ज्ञान ।

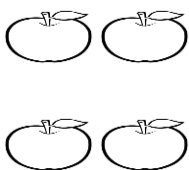
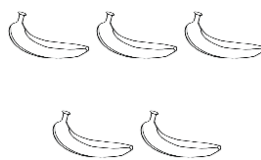
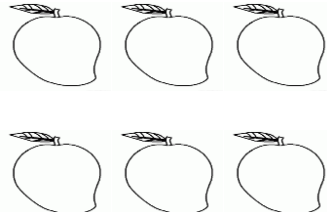
1 One १ एक	2 Two २ दो	3 Three ३ तीन	4 Four ४ चार	5 Five ५ पाँच
---------------------	---------------------	------------------------	-----------------------	------------------------

अभ्यास

पढ़ो और लिखो ।

एक	एक	एक	एक
दो	दो	दो	दो
तीन	तीन	तीन	तीन
चार	चार	चार	चार
पाँच	पाँच	पाँच	पाँच

गिनिए और चित्र बनाइए ।

४ सेब 	५ केले 	६ आम 
--	---	---

