

**2034 NANUKU SANGAM SCHOOL
NEW TERM RE-ALIGNED
WORKSHEET 9 – SOLUTION 2021**

Subject: Language, Literacy and Communication (English) Year: 1 Name: _____


Strand	Reading and Writing
Sub Strand	Reading and Writing
Content Learning Outcome	Understand the reading and complete the activity given.

New Words

Toy ball gift bounce kick

Text

My Favourite Toy



My favourite toy is a ball. It is red and white in colour. It is big and round. My friend gave it to me as a gift. I was so happy when I got it. I can bounce it. I can kick it around. I like to play with my ball.

Activity 1

Jumble Words

Match the words with its correct spellings.

- | | |
|-----------|--------|
| 1. yot | kick |
| 2. allb | bounce |
| 3. ftig | toy |
| 4. ounceb | ball |
| 5. ickk | gift |

Activity 2

Circle the correct answer.

1. My favourite toy is a _____.
- A. Car **B. Ball**

2. It is _____ and _____ in colour.



- A. Red and white** B. White and black

**2034 NANUKU SANGAM SCHOOL
NEW TERM RE-ALIGNED
WORKSHEET 9 – SOLUTION 2021**


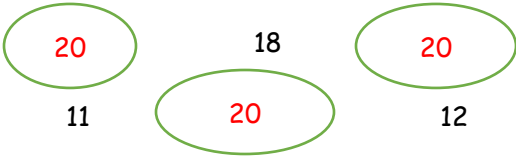
Subject: Learning to Know (Maths) Year: 1 Name: _____

Strand	Early Mathematics
Sub Strand	Numbers
Content Learning Outcome	Write and recognize numbers 19 & 20 in numeral form and words. Draw and colour 19 and 20 objects.

Lesson Notes

 These are 19 apples	 These are 20 balls
We write 19 in words as nineteen	We write 20 in words as twenty

Activity 1

<p>Circle number 19 only</p> 	<p>Circle number 20 only</p> 
---	--

Activity 2

Read and write:

Nineteen **Nineteen** **Nineteen** **Nineteen**
 Twenty **Twenty** **Twenty** **Twenty**

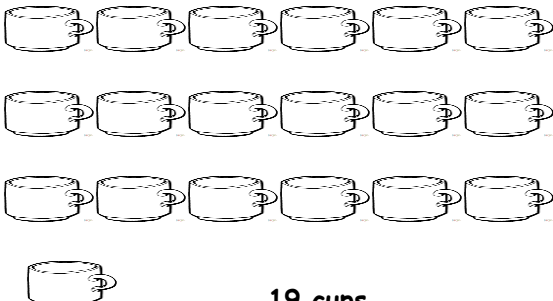
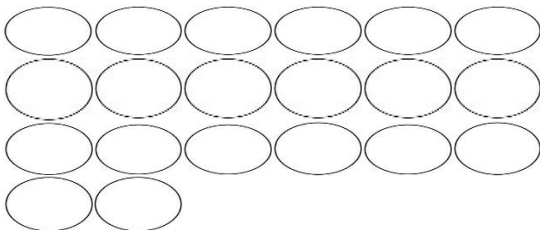
Activity 3

Fill in the missing letters.

Nnineteen Twenty Nineteen Twenty

Activity 4

Draw and colour:

 19 cups	 20 circles
---	---

2034 NANUKU SANGAM SCHOOL
NEW TERM RE-ALIGNED
WORKSHEET 9

Subject: Veika Vaka-viti

Year: 1

Name: _____

STRAND	Vakarorogo kei na Cavuti ni vosa
Sub- Strand	Na Veivanua e vakayagataki kina na vosa
Content Learning outcome	Vakadikeva na I tukutuku e rogoci me saumi kina na taro kei na kena vakadewataki ena veigaunisala duidui ni vakau itukutuku.

VOSA VOVOU

Vulica na veivosa vovou oqo.


1. E dau
2. waqa
3. katakata
4. kakana
5. cara
6. kena
7. qoca
8. vavi
9. lovo
10. buka
11. keli
12. kina
13. vakaituvi
14. bulu
15. buta
16. O ya
17. i tutu

1. Droinitaka na veika oqo.

a. waqa



b. ika



c. bulumakau



2. Vosa Veibasai- Vola na veibasai ni vei vosa oqo.

a. qase - gone.

b. vulavula- loaloa.

c. mamaca- suasua.

d. moce - yadra.

e. balavu - lekaleka.

**2034 NANUKU SANGAM SCHOOL
NEW TERM RE-ALIGNED
WORKSHEET 9 – SOLUTION 2021**

Subject: Living and Learning Together Year: 1 Name: _____

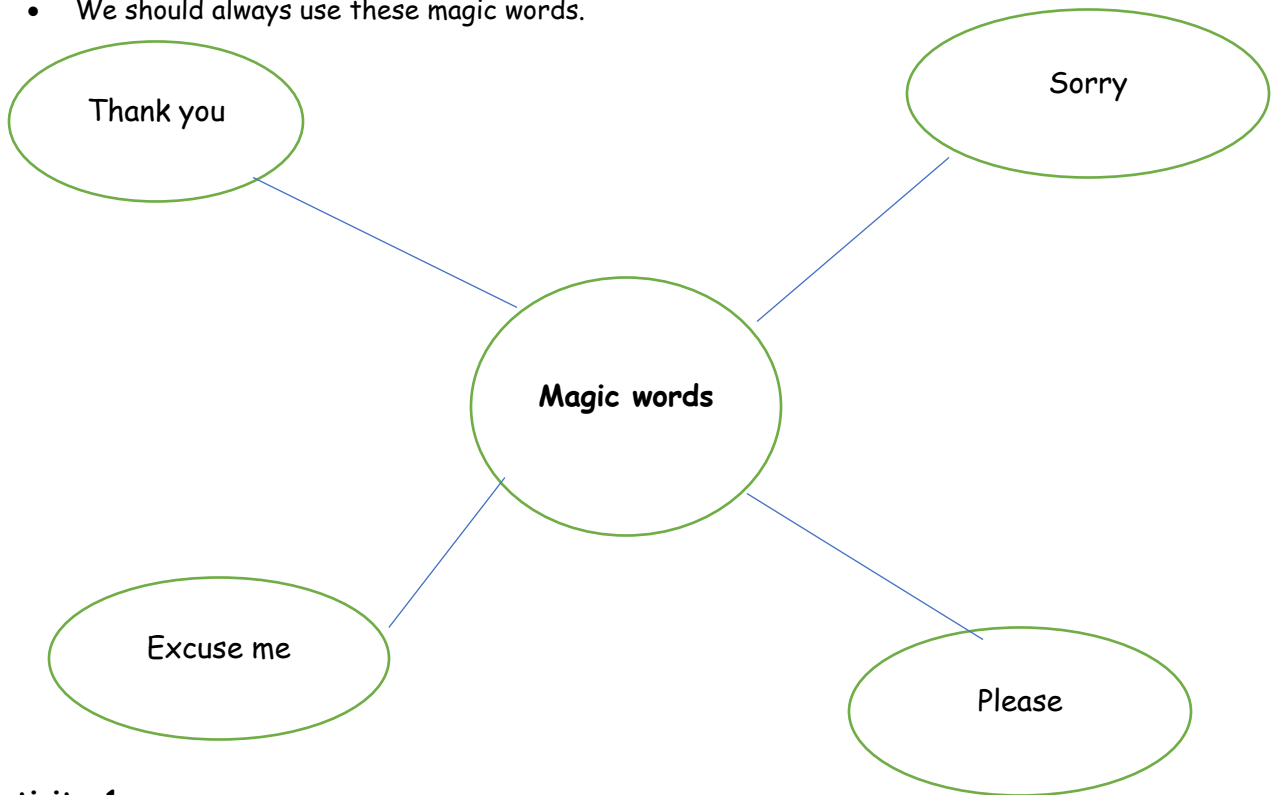
Strand	Myself and Others
Sub Strand	Respect
Content Learning Outcome	To be able to understand what is respect, the purpose and use of magic words.

New Words

Respect please sorry thank you excuse me

Lesson Notes

- Respect is understanding somebody's emotions and feelings.
- We can show respect in many ways.
- We should always use these magic words.



Activity 1

Fill in the blanks.

Please **S**orry **E**xcuse me **T**hank you

Activity 2

Circle the magic words only.

Mother please respect

sorry excuse me thank you

**2034 NANUKU SANGAM SCHOOL
NEW TERM RE- ALIGNED
WORKSHEET 9 – SOLUTION 2021**

Subject: Physical Development, Health and Well Being Year: 1 Name: _____

Strand	Safety
Sub Strand	Personal Safety
Content Learning Outcome	To be able understand what are the things they are allowed to play with and the things they are not allowed to play with at home and school.

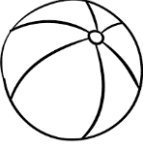
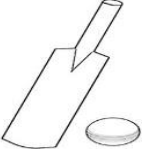



New Words

Safety doll ball iron knife needle




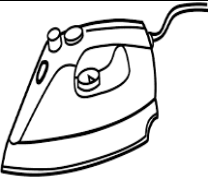

Lesson Notes

- Safety means the ways we can protect ourself from injuries.

Things we should play with:






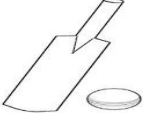
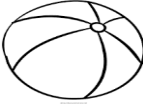


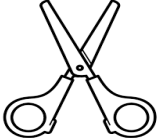
				
Ball	Bat	Doll	Rubber toys	Teddy bear

Things we should not play with:

				
Hammer	Knife	Needle	Iron	Scissors

Activity 1

Tick the things we should play with and cross the things we should not play with.

				
X	✓	X	✓	✓
				
✓	✓	X	X	X

**2034 NANUKU SANGAM SCHOOL
NEW TERM RE-ALIGNED
WORKSHEET 9 – SOLUTION 2021**

Subject: Learning to Know (E/S) Year: 1 Name: _____

Strand	Matter
Sub Strand	Toys
Content Learning Outcome	<ul style="list-style-type: none"> To be able to understand what is push and what are some of the things that need push force.

New Words

Push force applied toys move away


Lesson Notes

- Push is the force applied to move an object.
- When an object is pushed it tends to **move away**.
- Some examples of pushing force.



Activity 1

Tick the pictures where **push** force is applied.



2034 NANUKU SANGAM SCHOOL
NEW TERM RE-ALIGNED
WORKSHEET 9 – SOLUTION 2021

Subject: Language, Literacy and Communication (Hindi) Year: 1 Name: _____

Strand	बोलो, पढ़ो और लिखो ।
Sub Strand	पढ़ो और लिखो ।
Content Learning Outcome	पढ़ें, समझें और सवाल का जवाब लिखें ।

Lesson Notes

सिखो ।
मेरे

खिलौन

पिताजी

माँ

मोटर

मेरे खिलौने

पिताजी मेरे लिए एक पीला मोटर लाए है ।

मैं उस से रोज़ खेलता हूँ ।

माँ मेरे लिए एक सुन्दर टेडी लाई है ।

मैं उसे ले कर सोता हूँ ।



अभ्यास

सही जवाब चुनीए ।

अ. पिताजी मेरे लिए एक पीला _____ लाए है ।

क. गेंद

ख.

मोटर

आ. माँ मेरे लिए एक सुन्दर _____ लाई है ।

क.

टेडी

ख. बतख

अभ्यास

पीला रंग भरिए ।

