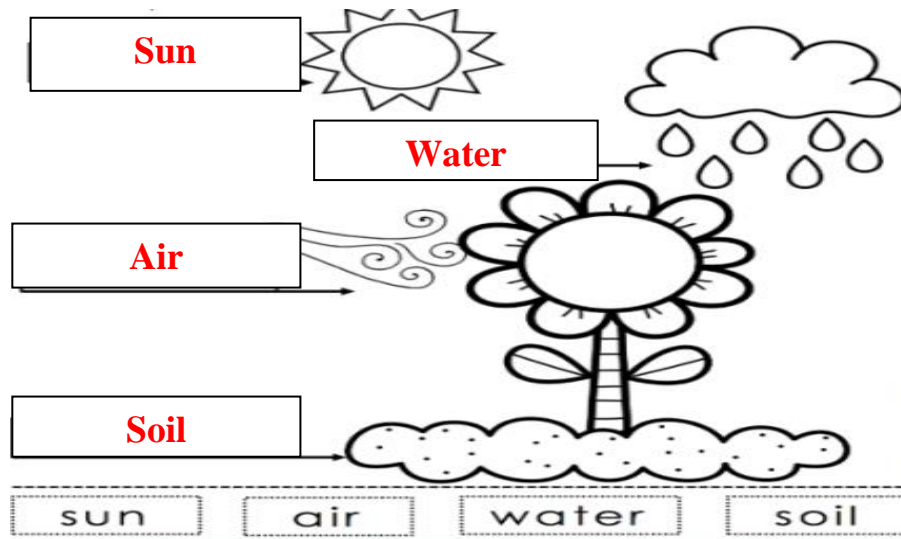


**SOLUTIONS**

**Activity: Label and Colour**

**What Do Plants Need?**



**1077 RAVIRAVI SANGAM SCHOOL**

**Realigned Curriculum: Weekly Home Study Package**

**YEAR/LEVEL – 1 Week 3 SUBJECT: Healthy Living**

**SOLUTIONS**

**Activity**

**Fill in the blanks**

1. We eat some **roots/stems/seeds/leaves**.
2. One seed we eat is **bean**.
3. One stem we eat **sugarcane**.
4. **Cassava** is root crop.
5. We eat **curry** leaves.

**NOTE: Some answers may vary.**

**1077 RAVIRAVI SANGAM SCHOOL**

**Realigned Curriculum: Weekly Home Study Package**


**YEAR/LEVEL – 1 Week 3 SUBJECT: SOCIAL STUDIES**

**SOLUTIONS**

**Naming Plants : Name some useful plants in our environments. The first one is done for you**




**Mango tree**



[WeDrawAnimals.com](http://WeDrawAnimals.com)

**Coconut palm**



**Pawpaw tree**



**Banana tree**



Guava Tree

**Guava tree**



**Lemon tree**

**1077 RAVIRAVI SANGAM SCHOOL**

**Realigned Curriculum: Weekly Home Study Package**

**YEAR/LEVEL – 1 Week 3 SUBJECT: ENGLISH**

**SOLUTIONS**

**ACTIVITY: Beginning Sound**

Choose the correct blend and complete the given activity. The first one is done for you.

**DAR-AL-AHQAM (DAPS)**

**Pick the Blend**

Choose the correct blend and drag to complete the word.

fr cr dr br tr



tree



fruit



drum



crab



broom


fr cr dr br tr



dress



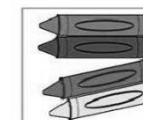
bread



frog



truck



crayon

**1077 RAVIRAVI SANGAM SCHOOL**

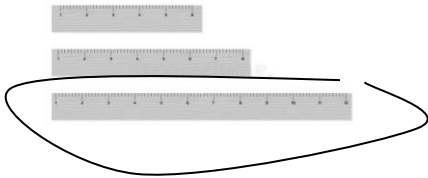
**Realigned Curriculum: Weekly Home Study Package**

**YEAR/LEVEL – 1 Week 3 SUBJECT: MATHEMATICS**


**SOLUTIONS**

**ACTIVITY**


**Circle the longest.**



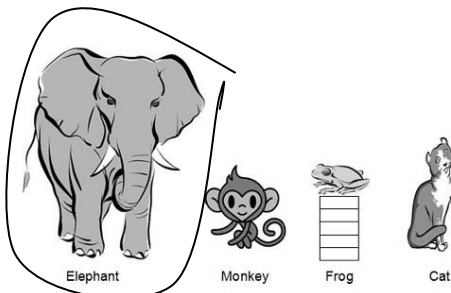
**Circle the tallest.**



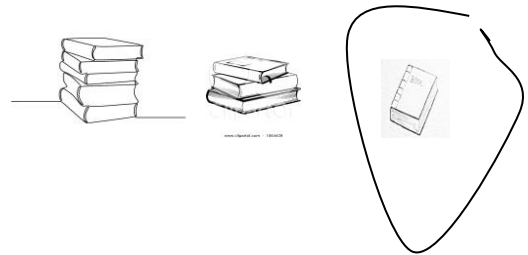
**Circle the shortest.**



**Circle the heaviest**



**Circle the lightest.**



**1077 RAVIRAVI SANGAM SCHOOL**

**Realigned Curriculum: Weekly Home Study Package**

**YEAR/LEVEL – 1 Week 3 SUBJECT: AESTHETIC CREATIVITY AND THE ARTS**

**SOLUTIONS**

**ACTIVITY**

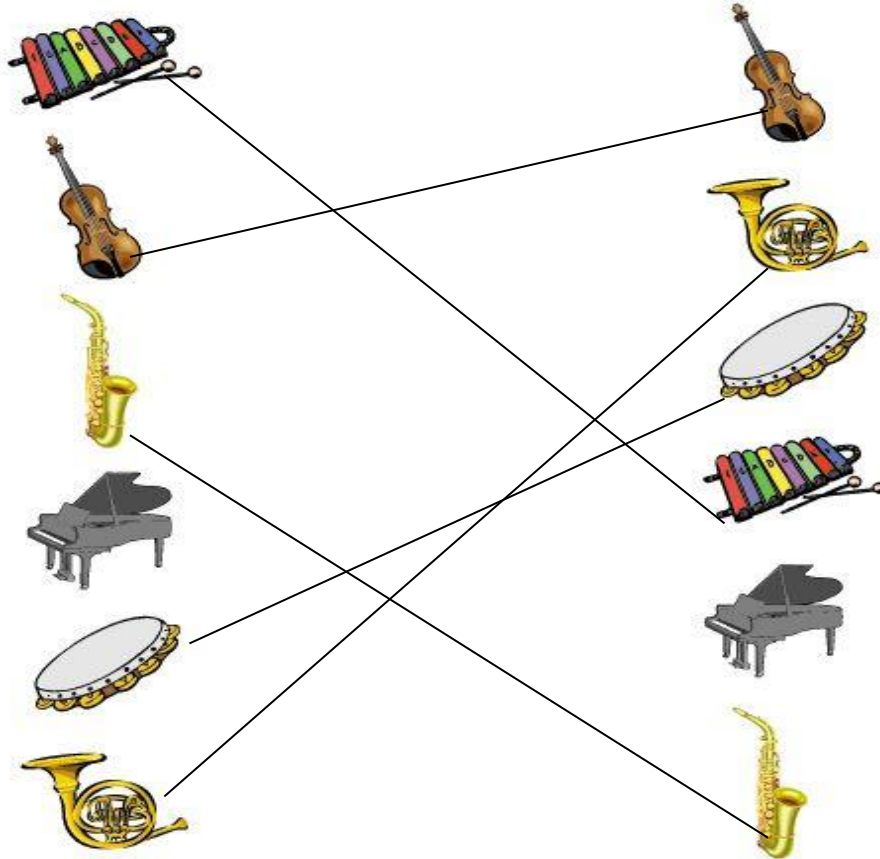


Name: \_\_\_\_\_

Music Worksheet

**Instruments Picture Matching**

Draw a line from each musical instrument on one side of the page to the matching instrument on the other side.



Music Worksheets | © Copyright AllKidsNetwork.com | [www.allkidsnetwork.com](http://www.allkidsnetwork.com)

**1077 RAVIRAVI SANGAM SCHOOL**

**Realigned Curriculum: Weekly Home Study Package**

**YEAR/LEVEL – 1 Week 3 SUBJECT: HINDI**

**SOLUTIONS**

**ACITIVITY बहुवचन**

जैसे – लड़का – लड़के

1. दरबा – दरबे
2. कमरा – कमरे
3. कपड़ा – कपड़े
4. गमला – गमले
5. केला - केले

