

Lovu Sangam School  
Literacy  
Year: 2 – Worksheet 5

<b>STRAND</b>	Reading & Writing
<b>SUB-STRAND</b>	Reading
<b>LEARNING OUTCOME</b>	Children recognize that print conveys meaning and begin to use writing materials with purpose

**Comprehension: Read the story**

**A Home in the Pond**

**T**oad was sad. **H**er pond was full of rubbish. People threw rubbish in her pond. She could not live in her pond. So she hopped to another pond. Toad was happy in her new home.

After sometime her new pond was dirty as well. There were empty bottles and old tins in it. Toad did not have any **f**ood. She was very sad.

One day the students from the **n**earby school came to clean her pond. They collected all the rubbish from the pond. Now toad's pond was **c**lean again and she was happy.



**Activity 1:** Learn the **marked sounds** in the story.

**Activity 2:** Look, cover and write.

<b>1.</b>	<b>pond</b>			
<b>2.</b>	<b>clean</b>			
<b>3.</b>	<b>there</b>			
<b>4.</b>	<b>bottles</b>			
<b>5.</b>	<b>again</b>			

**ACTIVITY 3:** Unjumble the sentence.

**Example:** sad. /was/ Toad/

Toad was sad.

1. was full/ of rubbish./ Her pond/  
\_\_\_\_\_

2. new home./ Toad was happy/ in her  
\_\_\_\_\_

**Activity 4:** Match the opposites

1.	came	• full
2.	empty	• went
3.	happy	• dirty
4.	new	• sad
5.	clean	• old

**Activity 5:** Cloze Exercise

Use the words provided in the word list to fill in the blanks.

<b>clean</b>	<b>sad</b>	<b>pond</b>	<b>rubbish</b>	<b>food</b>
--------------	------------	-------------	----------------	-------------

1. Toad was\_\_\_\_\_.
2. Her\_\_\_\_\_was full of rubbish.
3. Toad did not have any\_\_\_\_\_.
4. One day the students from the nearby school came to\_\_\_\_\_her pond.
5. They collected all the\_\_\_\_\_from the pond.



Lovu Sangam School  
Numeracy  
Year: 2 – Worksheet 5

<b>STRAND</b>	Numbers
<b>SUB-STRAND</b>	Operations
<b>LEARNING OUTCOME</b>	To show that multiplication is repeated addition

**LESSON NOTES/EXAMPLE**

**Multiplication** – is repeated addition. It means adding the same number again and again.

\*\*    \*\*    \*\*    \*\*

**EXAMPLE 1:**             $2 + 2 + 2 + 2 = 8$     we are adding 2 four times

So we say                     $4 \times 2 = 8$

**EXAMPLE 2:**    There are 3 cars. How many tires altogether?     $4 + 4 + 4 = 12$



$3 \text{ cars} \times 4 \text{ tires} = 12 \text{ tires}$

a)  $2 + 2 + 2 + 2 + 2 + 2 = 12$     6 twos = 12     $6 \times 2 = 12$

b)  $4 + 4 + 4 + 4 =$     5 fours =     $\times =$

c)  $3 + 3 + 3 + 3 = 12$     4 threes = \_\_\_\_     $4 \times 3 =$  \_\_\_\_

d)  $10 + 10 + 10 =$  \_\_\_\_    3 tens = \_\_\_\_     $3 \times 10 =$  \_\_\_\_

e)  $7 + 7 + 7 + 7 =$  \_\_\_\_    4 sevens = \_\_\_\_     $4 \times 7 =$  \_\_\_\_

**ACTIVITY 2:** Solve the problem

a) 5 chicken x 2 legs each = \_\_\_\_\_ legs     $5 \times 2 =$  \_\_\_\_

b) 3 hands x 5 fingers each = \_\_\_\_\_ fingers     $3 \times 5 =$  \_\_\_\_



**1075 – LOVU SANGAM SCHOOL**

**YEAR 2**

**LIVING AND LEARNING TOGETHER**

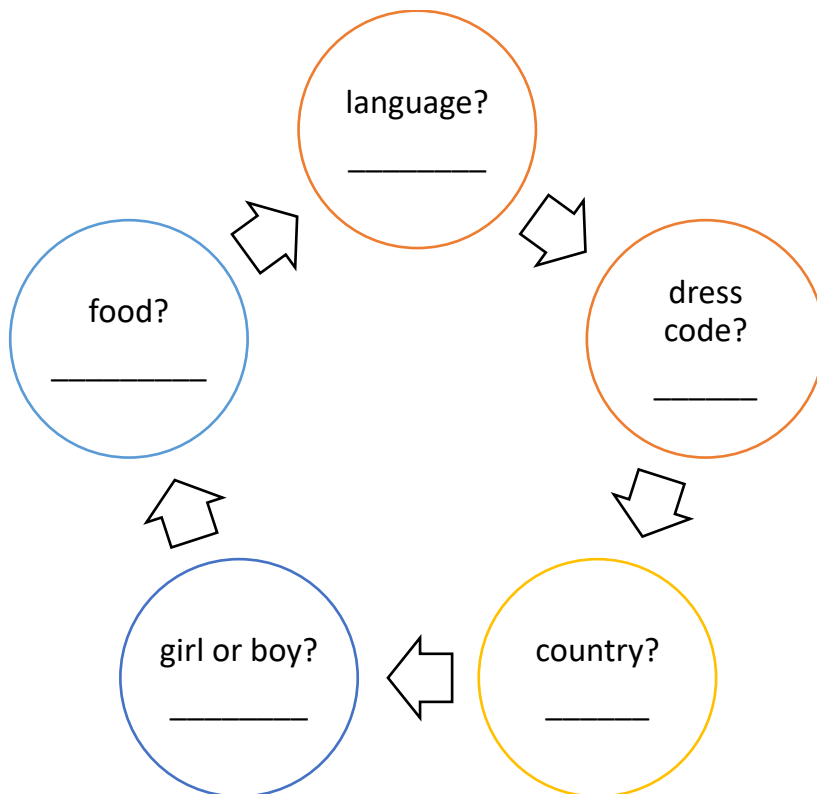
**WORKSHEET 5**

STRAND	Myself and Other
SUB STRAND	Sense of Self
CONTENT LEARNING OUTCOME	To learn and know things about myself

**Theme: Myself/My Family**

My name is Miriama. I am a Fijian and an itaukei girl. I am 7 years old and loves eating dalo, fish and chicken. I have a sulu jaba that I wear on special occasions. I speak i-taukei all the time.

**Activity: Read the passage and complete Miriama's chart**



**1075 – LOVU SANGAM SCHOOL**

**YEAR 2**

**LEARNING TO KNOW – SCIENCE**

**WORKSHEET 5**


STRAND	Living Things and their Environment
SUB STRAND	Living Together
CONTENT LEARNING OUTCOME	Identify special features in animals

Theme: Myself/My Family (recap)

Animals have special features that help them do certain things.

Dog	<ul style="list-style-type: none"><li>➤ Four legs</li><li>➤ Nose</li><li>➤ Hair</li></ul>	<ul style="list-style-type: none"><li>➤ For movement</li><li>➤ Smelling</li><li>➤ Protection</li></ul>
Cats	<ul style="list-style-type: none"><li>➤ Four legs with soft pad</li><li>➤ Fur</li></ul>	<ul style="list-style-type: none"><li>➤ Walking, jumping and landing</li><li>➤ Keep body warm</li></ul>
Frogs	<ul style="list-style-type: none"><li>➤ Strong muscular leg</li><li>➤ Webbed feet</li></ul>	<ul style="list-style-type: none"><li>➤ Jumping and swimming</li></ul>
Birds	<ul style="list-style-type: none"><li>➤ Wing, feathers</li></ul>	<ul style="list-style-type: none"><li>➤ Flying</li></ul>

Activity: Draw and Colour some animals you know





**1075 – LOVU SANGAM SCHOOL**

**YEAR 2**

**PHYSICAL DEVELOPMENT, HEALTH AND WELL BEING**

**WORKSHEET 5**

STRAND	Human Growth and Development
SUB STRAND	Family Health
CONTENT LEARNING OUTCOME	Love and Respect for family members

Theme: Myself/My family (recap)

1. A family loves and take care of each other all the time.
2. A family also needs love and respect to make sure that everyone in the family is happy.
3. We must follow family rules to keep our family in order.

**Activity: Write down some family rules you follow at home**

---

---

---

---

---

---

---

---

---

---









Lovu Sangam School

Vernacular

Year: 2 – Worksheet 5

<b>STRAND</b>	Reading & Writing
<b>SUB-STRAND</b>	Reading
<b>LEARNING OUTCOME</b>	Read and comprehend .

Hindi Matra Gyan

ु का माता		ू का माता	
कुत्ता 	मुर्गी 	पूँछ 	झूला 
गुलाब 	पुल 	जूता 	दूध 

अभ्यास एक: ु माता वाले शब्द गोल करो ।

लालू और पीलू

एक मुर्गी थी । मुर्गी के दो बच्चे थे । एक का नाम था लालू । दूसरे का नाम था पीलू । लालू लाल चीज़ें खाता था । पीलू पीली चीज़ें खाता था । एक दिन लालू ने एक पौधे पर कुछ लाल-लाल देखा । लालू ने उसे खा लिया । अरे, यह तो लाल मिर्च थी। लालू की जीभ जलने लगी । वह रोने लगा। मुर्गी दौड़ी हुई आई । पीलू भी भागा । वह पीले-पीले गुड़ का टुकड़ा ले आया। लालू ने झट गुड़ खाया । उसके मुँह की जलन ठीक हो गई । मुर्गी ने लालू और पीलू को लिपटा लिया।

अभ्यास दो : ू माता वाले चुन कर शब्द लिखो ।

-----  
-----

विलोम शब्द सीखो opposites

दिन	-	रात	आई	-	गई
रोना	-	हँसना	आया	-	गया
लिया	-	दिया			



**1075 – LOVU SANGAM SCHOOL**

**YEAR 2**

**I-TAUKEI**

**WORKSHEET 5**

<b>STRAND</b>	Reading & Writing
<b>SUB-STRAND</b>	Reading
<b>LEARNING OUTCOME</b>	Children recognize that print conveys meaning and begin to use writing materials with purpose

**Wilivola kei na Volavola**

E rau veitacini ko Joni kei Mili. E qase ko Joni ka gone ko Mili. E rau gone vinaka sara ka dau vakarorogo. E rau dau taleitaka na vuli kei na droni.

**Activity: Wilika na i talanoa ka vakacuruma na vosa e dodonu.**

1. E rau veitacini ko \_\_\_\_\_ kei \_\_\_\_\_
2. E \_\_\_\_\_ ko Joni ka gone ko Mili.
3. E rau gone \_\_\_\_\_ sara ka dau vakarorogo.
4. E rau dau taleitaka na \_\_\_\_\_ kei na \_\_\_\_\_.

**Droitaki ka Rokataki Joni kei Mili**

