

# NADI SANGAM SCHOOL

## WEEKLY HOME STUDY

### PACKAGE # 9

### YEAR 2



2021

**1076 NADI SANGAM SCHOOL**

**ENGLISH**

**Weekly Home Study Package # 9**

**YEAR: 2**

**A. Comprehension**

Use the passage from package # 8 Natural Disasters to answer these questions:

1. What happens during an earthquake?

\_\_\_\_\_

2. A Giant Tidal Wave is called\_\_\_\_\_.

3. What is a hurricane?

\_\_\_\_\_

4. What happens during land slide?

\_\_\_\_\_

5. What is flood?

\_\_\_\_\_

**B. VOCABULARY**

Circle each spelling word which is wrong in the sentences below and write the correct word in the space given:

**Example:** An apple is(nicee.)

nice

1. What numbar comes after eight?

\_\_\_\_\_

2. Rinse your mauthe with water.

\_\_\_\_\_

3. Fathre made some juice.

\_\_\_\_\_

4. A narrow, strong rotating column of air is called Tornaidore.

\_\_\_\_\_

5. The family will have a special dinar.

\_\_\_\_\_

6. The maouse chewed the rope.

\_\_\_\_\_

### C. SENTENCE COMPLETION

Complete the sentence by adding three or more words

1. Mother put \_\_\_\_\_
2. I like \_\_\_\_\_
3. Dad has \_\_\_\_\_
4. On Sunday my \_\_\_\_\_
5. This \_\_\_\_\_
6. My uncle \_\_\_\_\_

### D. CLOZE EXERCISE

Fill in the blank space with correct word from the box



The Frog



The little 1. \_\_\_\_\_ sat on a 2. \_\_\_\_\_. It was morning and the 3. \_\_\_\_\_ had just come up. The frog was catching the 4. \_\_\_\_\_ that flew by with his 5. \_\_\_\_\_ tongue. A fly 6. \_\_\_\_\_ by. The frog 7. \_\_\_\_\_ to 8. \_\_\_\_\_ it. He was very 9. \_\_\_\_\_ away. The frog 10. \_\_\_\_\_ for another insect.

sun	comes	far	tried	waited	frog
long	catch	log	insects		

**A.**

**Taking Care of Our Ears**

1	We use our ears to hear.
2	Talking and listening is a way of communicating with each other.
3	Taking care of our ears is important because it helps us to hear properly.
4	One way of taking care of our ears is by keeping it clean.

**B.**

**Fire Safety Drill**

1	Sometimes, we have fire drills at our school.
2	We practice what we should do if there is a real fire.
3	First, we hear a long siren. We follow our teachers and walk outside quietly.
4	Everyone assembles in the playground. Teachers take our attendance.
5	All students wait until the drill is over.
6	Our teachers let us know when it is safe to go back inside the classroom.

**C.**

**Fire Safety**

1	If your clothes catch fire remember to <b>STOP – DROP- ROLL !</b>
2	<b>STOP!</b> - .Walk. Avoid running as it will make fire worse!
3	<b>DROP!</b> - Get down on the ground or floor.
4	<b>ROLL!</b> – With your arms above your head, roll over on the ground or floor. This will put out the flames.
5	Practise <b>STOP – DROP – ROLL!</b>
6	So that you will not panic if your clothes catch fire.

## Fire Safety Tools



Fire Extinguisher



Fire Hydrant



Fire Detector



Fireman at Work

## Worksheet

### Multiple Choice

Circle the letter of the correct answer.

1. What part of your body do you use to hear?

A. eye

B. ear

2. How do we take care of our ears?

A. Keep it clean

B. Keep it dirty

3. What should you do if your clothes catch fire?

A. Run-Jump-Hop!

B. Stop-Drop-Roll!

4. Why should we take care of our ears?

A. To stop hearing

B. To listen well

5. What happens during a fire drill?

A. We practice what we should do if there is a real fire.

B. We visit the library.

6. A \_\_\_\_\_ is used to put fire out.

A. Perfume

B. Fire Extinguisher

1076 NADI SANGAM SCHOOL

YEAR 2

HINDI

WEEKLY HOME STUDY PACKAGE #9

कहानी "लालू और पीलू" पर आधारित अभ्यास।

अ] कहानी में पहले क्या हुआ, उसके बाद किया हुआ, नम्बर करो । (1-10)

[ ] रोने की आवाज़ सुन कर माँ दौड़ती हुई आयी ।

**[1] गाँव में एक औरत रहती थी । - Example**

[ ] उसके मुँह की जलन ठीक हो गई।

[ ] लालू ने पौधे पर कुछ लाल लाल देखा और तोड़ कर खा लिया ।

[ ] माँ ने दोनों को गले से लगा लिया ।

[ ] लालू ने झट गुड़ का टुकड़ा खाया ।

[ ] लालू की जीभ जलने लगी और वह रोने लगा ।

[ ] उसके दो बच्चे थे, लालू और पीलू ।

[ ] पीलू पीले गुड़ का टुकड़ा ले आया ।

[ ] अरे!!! यह तो लाल मिर्च थी ।

आ] इनको स्त्रीलिंग में बदलो ।

उदाहरण : लड़का - लड़की

१. आदमी - \_\_\_\_\_

२. नाना - \_\_\_\_\_

३. पिता - \_\_\_\_\_

इ] इनको पुलिंग में बदलो ।


उदाहरण : शेरनी - शेर

१. चुहिया - \_\_\_\_\_

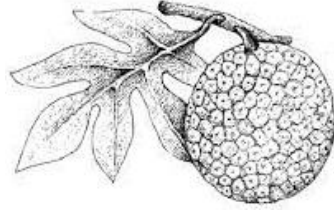
२. बहन - \_\_\_\_\_

३. मोरनी - \_\_\_\_\_

उ] सही मात्रा लगाओ ।




सब



ऊत




भज



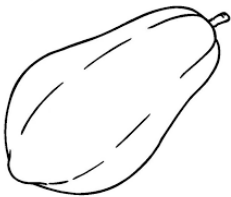
गजर



मर्च



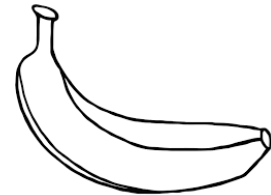
अगर



पपता



बगन



कल


**1076 NADI SANGAM SCHOOL**  
**Weekly Home Study Package Number 9**

**School:** Nadi Sangam School  
**Subject:** Mathematics

**Year:** 2

<b>Strand</b>	Numbers
<b>Sub Strand</b>	Operations
<b>Content Learning Outcome</b>	Work out the difference in word problems

**Lesson Notes**

Problem	Working		Answer
Sheena has 65 buttons. She gave 43 buttons to her sister. How many buttons are left?	 $\begin{array}{r} \text{T} \\ 6 \\ - 4 \\ \hline 2 \end{array}$	$\begin{array}{r} \text{O} \\ 5 \\ - 3 \\ \hline 2 \end{array}$	22

Note: *Left* or *difference* means to subtract (-). To subtract, we have to cross out from the bigger number.

**Showing workings, solve the problems below:**

	Problem	Working	Answer
a)	Ram has thirty-eight bananas. His friends ate seven. How many are left?		
b)	Ana has \$14.00 but lost \$5.00. How much has she left?		
c)	Prishen has twenty-seven pages in a book. He wrote on sixteen pages. How many pages are blank?		