



ARISE! AWAKE! AND STOP NOT TILL THE GOAL IS REACHED

THEN INDIA SANMARGA IKYA SANGAM FIJI

RAVI RAVI SANGAM SCHOOL



P. O. Box 277,
Ba, Fiji.

Regd. 1077

email: raviravi.sangam@yahoo.com

Ph: 4501548

Realigned Curriculum
Weekly Home Study Package

Name of Child: _____

Grade: 2

Subjects for this week:

1. Learning To Know- Mathematics
2. Language Literacy And Communication- English
3. Language Literacy And Communication- Hindi
4. Learning To Know –Science
5. Living And Learning Together-Social
6. Physical Development Health And Well Being
7. Aesthetics, Creativity And Arts




REALIGNED CURRICULUM -WEEKLY HOME STUDY PACKAGE-WEEK 3

YEAR/LEVEL: 2 SUBJECT: LEARNING TO KNOW - MATHEMATICS

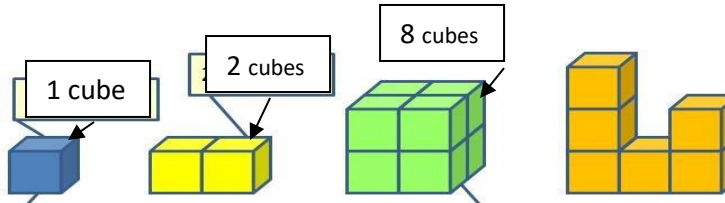
THEME	Transport
STRAND	Early Mathematics
SUB-STRAND	Measurement-capacity
LEARNING STANDARDS	Use standard and non standard units to measure given items.
CONTENT LEARNING OUTCOME	Use estimate and calculate volume using non standard units and use litres and millilitres to understand volume.

LESSON NOTES: Volume means how much a container can hold . we use non standard units like cups , bottles, glasses to measure how much a container can hold but we will all get different answers. The standard unit to measure volume is **litres (l)** or **millilitres(ml)**. millitres is used to measure small volume and litre is used to measure big volumes. For example a big basin of water , a drum of diesel , a bucket of juice will use the unit **litre** to measure how much it has and a cup , a glass , a spoon will use the unit **millilitres** .








This packet and the jug show 1 litre of milk. The glass of milk is measured in millilitres

Volume can also be measured in cubes . we can count cubes to tell how much a solid volume is.



We count the number of cubes and write it to show volume.

QUESTION 1 - Write down what unit you will use to measure these :*ml* or *l*


 Cup - ____	 Jug- ____	 Bucket- ____	 Drum - ____	 Small Pot - ____
---	--	---	---	---

QUESTION 2 –Take a cup and a bucket . (ask mum/dad to help you) First guess how many cups of water will fill the bucket and write in the table . Then use the cups to fill the bucket , count and write how many cups were used to fill the bucket.



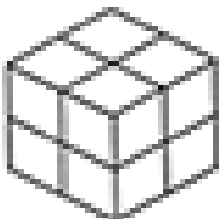

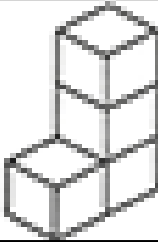
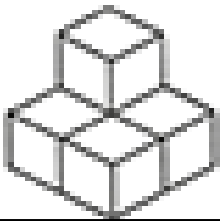


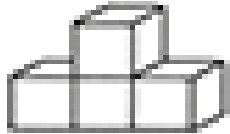
container	Guess/ estimated no. of cups	No. of cups
bucket		

QUESTION 3

COUNT THE NUMBER OF CUBE USED TO BUILD THE FOLLOWING SHAPES AND WRITE IT DOWN

THIS REPRESENTS 1 CUBE- 

These shapes are made of 1 cm³ cubes. What are their volumes?

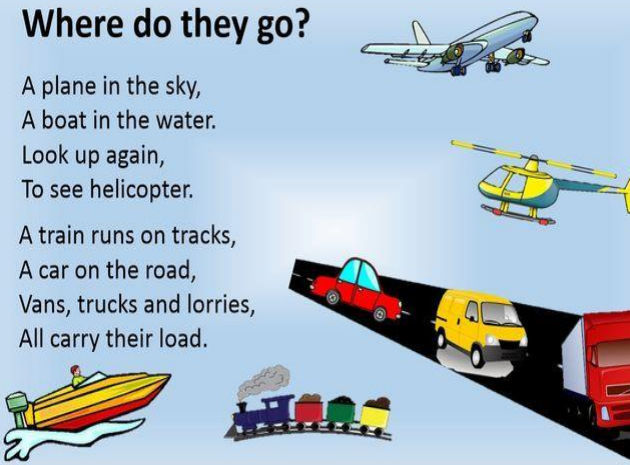


 ____ CUBES	 ____ CUBES	 ____ CUBES
 ____ CUBES	 ____ CUBES	 ____ CUBES
 ____ CUBES	 ____ CUBES	 ____ CUBES

REALIGNED CURRICULUM -WEEKLY HOME STUDY PACKAGE-WEEK 3
YEAR : 2 - SUBJECT: LANGUAGE LITERACY AND COMMUNICATION-ENGLISH

FALD THEME	TRANSPORT
STRAND	READING AND WRITING
SUB -STRAND	READING /WRITING
LEARNING STANDARDS	*Use context and knowledge of letter sound relationship to read fluently, use picture cues to create meaning of words, identify punctuations, verbs and nouns used in a variety of text types. *Compose a variety of text types for a particular
CLO	Read , comprehend and answer key details from the story.

LESSON NOTES- Read the rhyme.

QUESTION 1

<p>Where do they go?</p> <p>A plane in the sky, A boat in the water. Look up again, To see helicopter.</p> <p>A train runs on tracks, A car on the road, Vans, trucks and lorries, All carry their load.</p> 	<p>Look at this example and make sentences for the flower.</p> <p><u>A car</u></p>  <p>This is a car. This is a red car. It is my car. It is a big car. I like my big red car</p>	 <hr/> <hr/> <hr/> <hr/> <hr/> <hr/> <hr/>
--	---	---

QUESTION 2 Answer these questions after reading the rhyme above.

1. Where do you see a plane ? _____
2. What goes in water? _____
3. Where does a train run ? _____
4. What does vans carry ? _____
5. Name three things that go on road? _____

QUESTION 3- Draw and name a picture with the given blend – blends with **r**

br	cr	dr	fr	gr
pr	shr	tr	str	wr

REALIGNED CURRICULUM -WEEKLY HOME STUDY PACKAGE-WEEK 3

YEAR : 2

SUBJECT: LEARNING TO KNOW-SCIENCE

FALD THEME/STRAND	TRANSPORT / ENERGY
SUB-STRAND	ENERGY SOURCE AND TRANSFER
LEARNING STANDARD	Explain the importance of energy
CLO	To be able to understand what energy is and what energy can do , identify some energy sources

Lesson notes: Energy is **the ability to do work**, that is, to move or change something. Forms of energy are the ways energy is used. Sources of energy are things we get energy from .

1. A torch needs battery to light so battery is the source of energy.
2. People and animals get energy from the food they eat.
3. Plants get energy from the sun. So the source of energy is the sun.
4. For sailing boats, the energy provided is the wind. So the source of energy is the wind.
5. For clothes drying in sunlight, the source of energy is the sun.
6. A bus runs on petrol, the source of energy is petrol.
- 7 To move a wheel barrow we need someone to push it so the source of energy is a person.
- 8 A light bulb lights up when power is switched on so electricity is the source of energy.

Parents
please read
and explain
to the kids.

QUESTION 1-


QUESTION 2

DRAW AND NAME

1. 2 Things that use electricity at home
2. 2 things that use battery to work.
3. 2 things that use fuel/ gas to work.
4. 2 things that need people to work/move

Identify the energy source – write W for wind , P for people , B for battery , E for electricity

Identify the source: Wind, People, Battery or Electric?

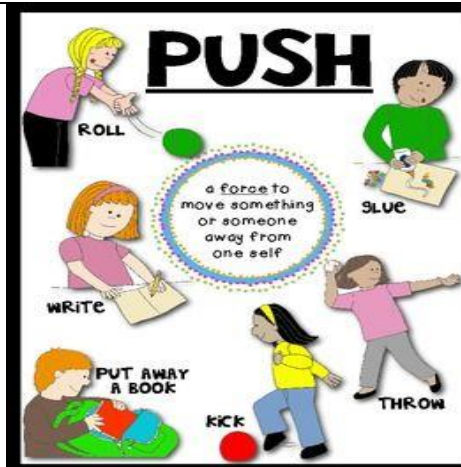


REALIGNED CURRICULUM -WEEKLY HOME STUDY PACKAGE-WEEK 3
YEAR : 2 SUBJECT: PHYSICAL DEVELOPEMENT, HEALTH AND WELL BEING

FALD THEME/STRAND	TRANSPORT / Physical Growth and Development
SUB-STRAND	2. Fitness, self-image and personal development
LEARNING STANDARD	They complete simple movement sequences that show an understanding of dynamics, spatial awareness, relationships, timing and rhythm of movement
CLO	Understand the movement of forces and use it as a personal health development.

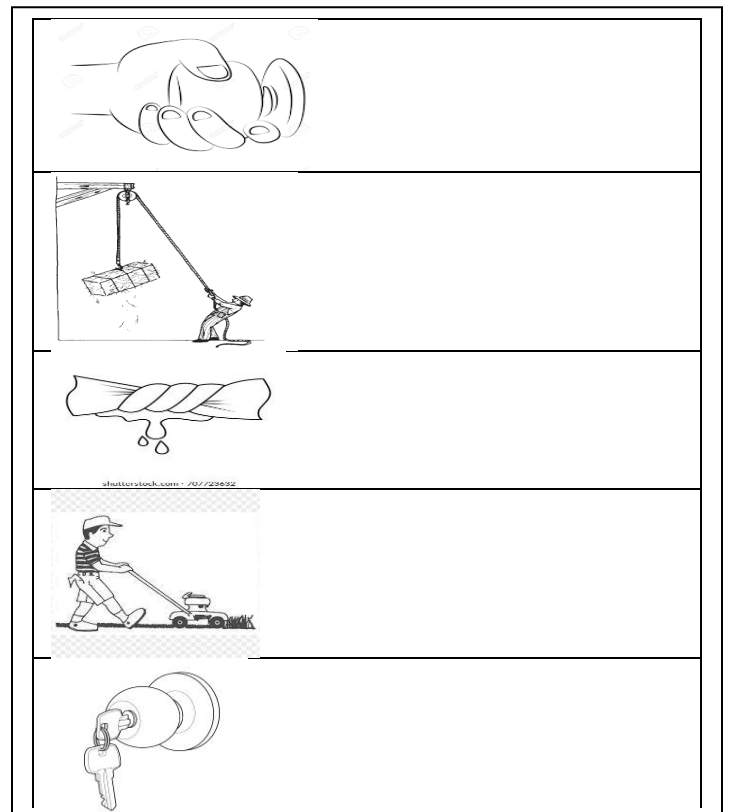

Lesson Notes-

Force –is a push, pull or twist action that can move things.



QUESTION 1 circle the force shown

QUESTION 2-write down the force shown- pull ,push or twist



REALIGNED CURRICULUM - WEEKLY HOME STUDY PACKAGE-WEEK 3

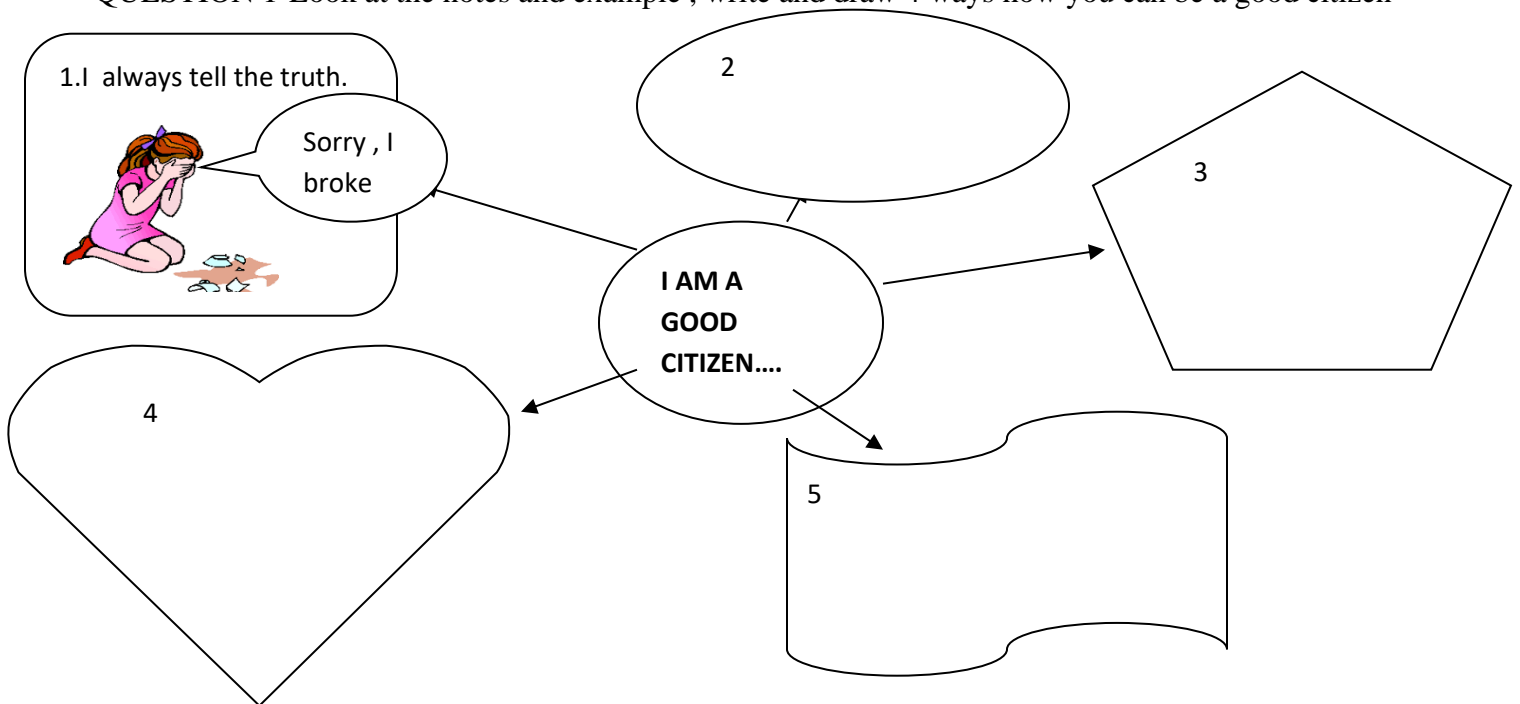
YEAR : 2 SUBJECT: LIVING AND LEARNING TOGETHER

FALD THEME/STRAND	TRANSPORT/ MYSELF AND OTHERS
SUB-STRAND	Sense of self
LEARNING STANDARD	Identify their roles and responsibilities in class/school and outside
CLO	Being a good citizen ..

Lesson notes: (parents please read and explain to the children)

Citizen is a person who lives or belongs to a particular place, community town or country eg you and I live in fiji so we are citizens of Fiji	Responsibility means to do things you are supposed to Do. Eg clean you plate, help your mum, clean your room Constitution is the rules and laws of Fiji.	A good citizen: *Follows rules/ laws * is loyal *is responsible *Puts rubbish in the bin *Respects others *has good manners	A good citizen : <ul style="list-style-type: none"> • Doesn't fight • Doesn't steal • Tells the truth • Is Kind and helpful • Listens to others
---	--	---	--

QUESTION 1-Look at the notes and example , write and draw 4 ways how you can be a good citizen



QUESTION 2- Put a tick or a cross.

- I will not wear a seat belt in a car. ☐
- I respect and talk politely to my neighbor. ☐
- I will throw stones at the new bus shelter. ☐
- I will share my food with my friend . ☐
- I will pick my rubbish after a picnic.. ☐

REALIGNED CURRICULUM - WEEKLY HOME STUDY PACKAGE-WEEK 3

YEAR : 2

SUBJECT: Aesthetics ,Creativity And Arts

<i>FALD THEME</i>	TRANSPORT
<i>STRAND</i>	PERFORMING ARTS
<i>SUB -STRAND</i>	MUSIC
<i>LEARNING STANDARDS</i>	Select and sing creatively known and newly introduced religious/ secular songs in different languages.
<i>CLO</i>	Sing songs related to transport and enjoy .

LESSON NOTES – LEARN AND SING THE SONG

The wheels on the bus go 'round and 'round
'Round and 'round, 'round and 'round
The wheels on the bus go 'round and 'round
All through the town

The horn on the bus goes beep-beep-beep
Beep-beep-beep, beep-beep-beep
The horn on the bus goes beep-beep-beep
All day long

The wipers on the bus go swish-swish-swish
Swish-swish-swish, swish-swish-swish
The wipers on the bus go swish-swish-swish
All day long

The babies on the bus go wah-wah-wah
wah- wah- wah , wah- wah- wah,
The babies on the bus go wah –wah- wah
All day long



QUESTION 1-FILL IN THE BLANKS

1. The bus has _____ wheels.
2. The wheels go _____.
3. The bus goes to _____.
4. The horn goes _____.
5. The wiper is used when it _____.
6. The _____ cry in the bus.

QUESTION 2

Sing the song with action/ dance and show it to you mum and dad. If possible make a video and send it to your teacher through viber.

rains , round , four , babies
beep beep, town

REALIGNED CURRICULUM - WEEKLY HOME STUDY PACKAGE-WEEK 3

YEAR : 2

SUBJECT: Hindi

FALD THEME	TRANSPORT
STRAND	READING AND WRITING
SUB -STRAND	READING /WRITING
LEARNING STANDARDS	Use context and knowledge of letter sound relationship to read fluently, use picture cues to create meaning of words, identify punctuations, verbs and nouns used in a variety of text types.
CLO	£ kl ma]a kl phcan kre, sl%e pa# ple A@ar A>yas kre

LESSON NOTES-

'उ' की मात्रा वाले वाक्य

plo

son 15

- 1) मधु चुप रह।
- 2) सुमन जामुन खा।
- 3) राम सुपारी मत खा।
- 4) शुभ विचार लिख।
- 5) बुलबुल का गाना सुन।
- 6) गुड़िया गुलाब जामुन लाई।
- 7) सुमन कुरसी उधर रख।
- 8) यमुना का पानी पी।
- 9) कुसुम मधुर धुन सुना।
- 10) रुमाल गिर गया।
- 11) फुटपाथ पर चल।
- 12) फुलझड़ी जला।
- 13) गुरु का आदर कर।
- 14) सुनील उठ सुबह हुई।
- 15) मनीष नर-आ नर।

sl%o £ kl ma]a - u k + u =
ku p + u = pu f + u = fu t + u
= tu h + u = hu v + u = vu n
+ u = nu c + u = cu

QUESTION 1

£ kl ma]a lgaAo

ju r b m l

q y . / x

v d s g %

QUESTION 2

QUESTION 3-

सही अक्षर पर गोला लगाओ

 भ ब र	 प म फ	 य व ल	 प फ ल
 ह श ब	 श व प	 म ल श	 ल य फ
 म र स	 व भ क्ष	 प भ म	 त्र ल र

MATCH THE WORDS TO THE PICTURES

पहचानो और मिलाओ

	pul	
	bulbul	
	gui@ya	
	basurl	
	gulab	
	kui\$ya	
	sabun	
	surahl	
	k^UAa	
	£llu	