



ARISE! AWAKE! AND STOP NOT TILL THE GOAL IS REACHED

THEN INDIA SANMARGA IKYA SANGAM FIJI

RAVI RAVI SANGAM SCHOOL



P. O. Box 277,
Ba, Fiji.

Regd. 1077
email: raviravi.sangam@yahoo.com

Ph: 4501548

Realigned Curriculum
Weekly Home Study Package
SOLUTIONS

Name of Child: **__MARKING SCHEME**

Grade: 2

Subjects for this week:










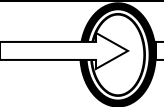
1. Learning To Know- Mathematics
 2. Language Literacy And Communication- English
 3. Language Literacy And Communication- Hindi
 4. Learning To Know –Science
 5. Living And Learning Together-Social
 6. Physical Development Health And Well Being
 7. Aesthetics, Creativity And Arts
-



REALIGNED CURRICULUM -WEEKLY HOME STUDY PACKAGE-
YEAR/LEVEL: 2 SUBJECT: LEARNING TO KNOW - MATHEMATICS

THEME	Picnic
STRAND	Early Mathematics
SUB-STRAND	Shape And Space – Angles And Direction
LEARNING STANDARDS	Express movement and the different directions
CONTENT LEARNING OUTCOME	Understand and show directions and angles.

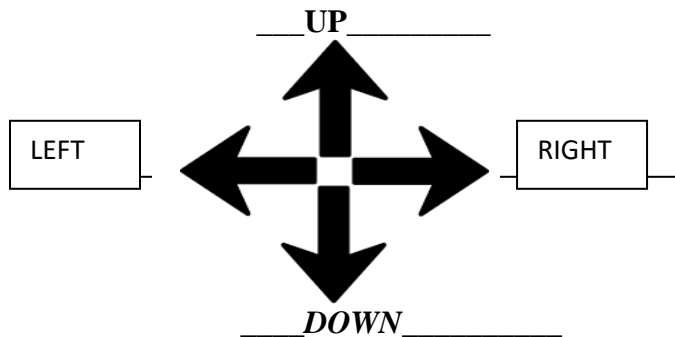
LESSON NOTE: Directions and Angles

 Right  left	Right angle  small angle  big angle 
 Down  up	
 Over  under	When 2 lines meet at the same point then an angle is formed. It is shown by a small curve. The right angle is shown by a small square.
 through	

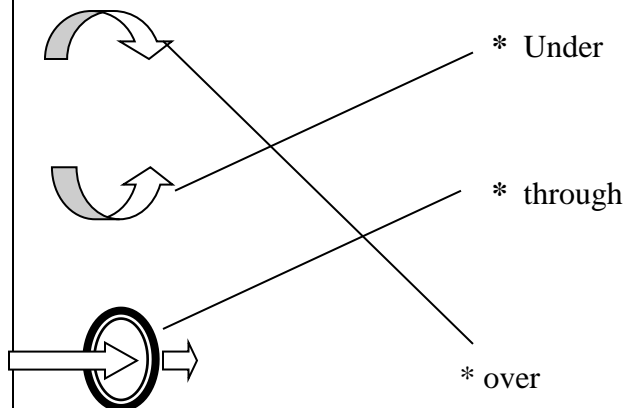
QUESTION 1

QUESTION 2

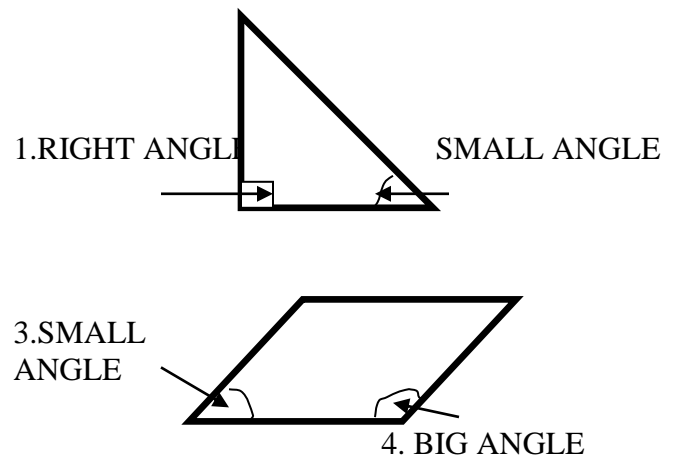
Label the directions- Left , Right , Up , Down



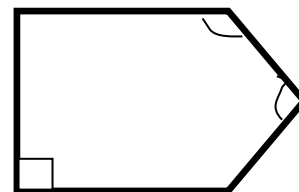
QUESTION 3 -Match the directions



A. Label the angles



B. Draw a **right angle**, a **big angle** and a **small angle** on this shape



REALIGNED CURRICULUM -WEEKLY HOME STUDY PACKAGE-

YEAR : 2 - SUBJECT: LANGUAGE LITERACY AND COMMUNICATION-ENGLISH

FALD THEME/STRAND	Picnic / Reading And Writing
SUB -STRAND	Reading /Writing
LEARNING STANDARDS	*Distinguish between information provided by pictures or other illustrations and information provided by the words in the text. *Read compound and complex sentences correctly.
CLO	Interpret pictures into sentences. Learn phonics sound kn and match tenses.

LESSON NOTES- Read the story.

At The Beach

We went down to the beach to build castles in the sand.
Dad stood on the rocks with a fishing line in his hand.
Some boys were playing on the shore and they knocked out a boat from its stand.
The boat crashed into water and drifted far from land.
Dad dropped his fishing line and ran to rescue the boat.
But the boat hit some rocks and we heard a loud crash.
The boat filled with water and sank in the sea.
The boys got so scared and ran away in a dash

QUESTION 1

Past tense- Matching

- | | |
|----------|-----------|
| 1. Went | * ran |
| 2. stand | * sank |
| 3. build | * go |
| 4. run | * stood |
| 5. sink | * built |
| 6. play | * knocked |
| 7. knock | * played |
| 8. drop | * filled |
| 9. hear | * dropped |
| 10. fill | * heard |


QUESTION 2-

Read and learn
Phonics- kn as n

Knock	knee
knife	knob
know	knit
knot	knew
kneel	knight

DRAW :

1. knife



2. knee



QUESTION 3- Write the correct sentences that describes or matches the picture.

The fat cat sat on a mat.

Dad caught a big fish.

Para loves to play with his pet dog.

Tom and Ted are best friends.

A happy frog.

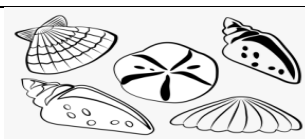
Shells on the seashore.



Dad caught a big fish.



A happy frog



Shells on the seashore



Tom and Ted are best friends



Para loves to play with his pet dog.

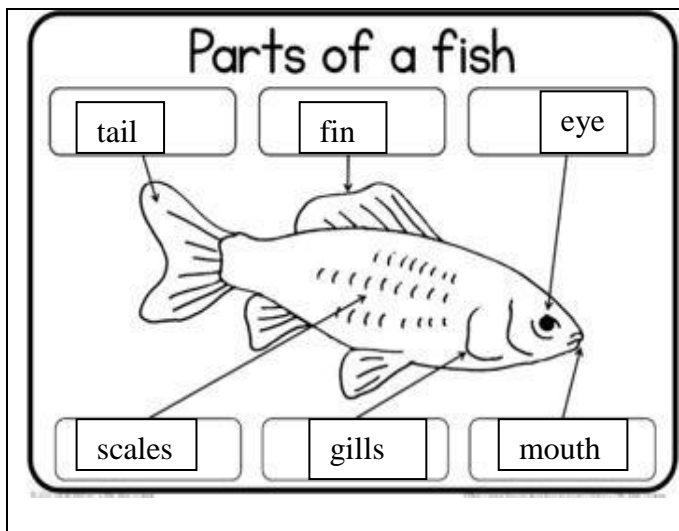


The fat cat sat on a mat.

REALIGNED CURRICULUM -WEEKLY HOME STUDY PACKAGE-
YEAR : 2 - SUBJECT: LEARNING TO KNOW -SCIENCE

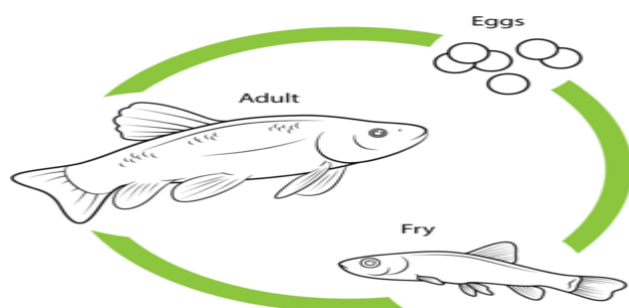
FALD THEME/STRAND	Picnic/Inquiry And Investigation
SUB-STRAND	1.2 Living Together
LEARNING STANDARD	Investigate living things to identify the parts and determine the movement features
CLO	To be able to learn all about fish.

Lesson notes:LET'S LEARN ABOUT FISH

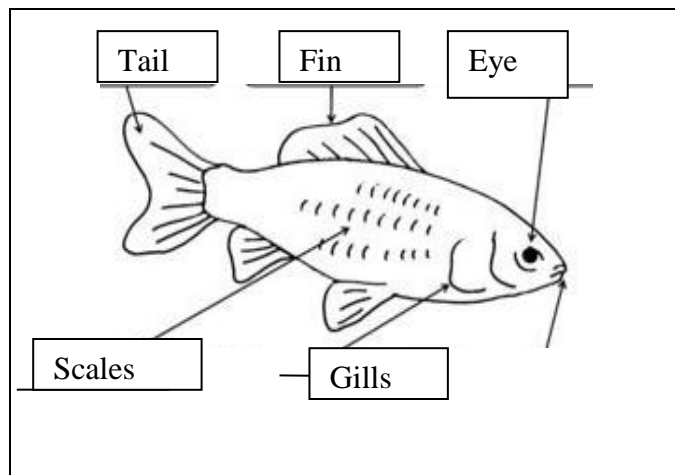


QUESTION 1- Label the parts of a fish

The scales protect the fish from injury. The gills help the fish to breathe. Fins and tail help in swimming. A baby fish is called fry.
LIFE CYCLE OF A FISH



QUESTION 2 – Label the life cycle of a fish



QUESTION 3- FILL IN THE BLANKS

1. Fish live. in water
2. Gills help the fish to breathe.
3. Baby fish is called fry.
4. Fins help the fish to swim.
5. Scales protect the fish .


Gills
 protect
 water
 fish
 Fins

REALIGNED CURRICULUM -WEEKLY HOME STUDY PACKAGE-WEEK

YEAR : 2 SUBJECT: PHYSICAL DEVELOPEMENT, HEALTH AND WELL BEING

FALD THEME/STRAND	Picnic /Physical Growth And Development
SUB-STRAND	1.3 Physical Activities And Social Development
LEARNING STANDARD	They participate I physical activities that promote enjoyment and recognize the importance of these for health and lifestyle.
CLO	Understand the importance of exercise and state some basic exercises in their daily life.

Lesson Notes-



QUESTION 1- Draw the following exercises

Accept all correct drawings

1.running



2.Swimming



3.climbing



4.gardening



5.skipping



QUESTION 2- Describe the exercise by writing the correct sentences below it

Play soccer / go hiking / ride a bike / do gymnastics / do origami / play tennis / hit the ball / kick the ball / go skiing / go sailing / go roller skating / climb a tree / ride a horse / go jogging / do karate



Climb a tree



ride a bike



do gymnastics



go hiking



hit the ball



Go jogging



do karate



kick the ball



do origami



ride a horse



Go roller skating



go sailing



go skiing



play soccer



play tennis

REALIGNED CURRICULUM - WEEKLY HOME STUDY PACKAGE-WEEK

YEAR : 2 SUBJECT: LIVING AND LEARNING TOGETHER

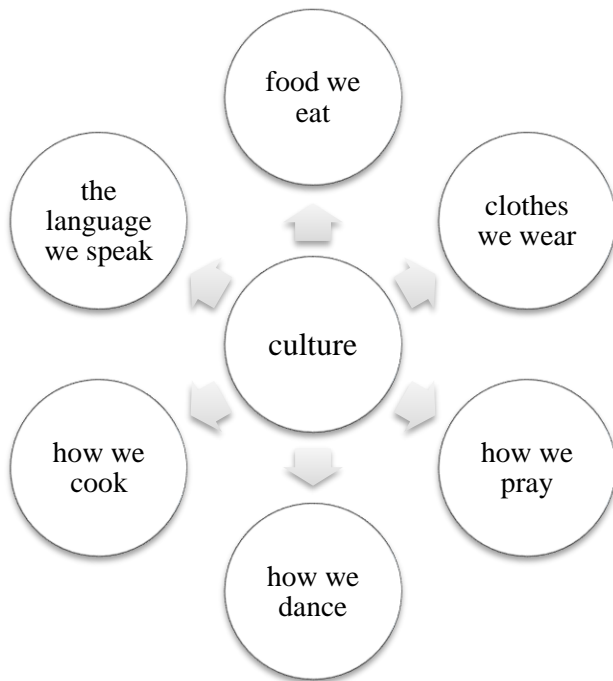
FALD THEME/STRAND	Picnic/ Culture And Diversity
SUB-STRAND	Culture
LEARNING STANDARD	Dramatise known stories/ events/illustrate a scene from a cultural activity they know or witnessed
CLO	Understand culture, learn to show culture through their actions, appreciate culture and enjoy cultural activities.

Lesson notes: (parents please read and explain to the children) **Culture** is a word for the 'way of life' of a group of people, meaning the way they do things. Different groups may have different cultures. A culture is passed on to the next generation by learning. Culture is seen in people's writing, religion and prayers, music, dance and songs, clothes they wear, way of cooking and eating, the language we speak, how we show respect to others and in what / how they do every day things.





QUESTION 1-

QUESTION 2

Write words that you can use to describe culture



Name these cultural activities

	bharatnatyam dance
	Yaqona ceremony
	wedding
	Meke dance

QUESTION 3

Draw you are taking part in or watching one of your cultural activity.

Accept all correct answers, appreciate children's effort eg children singing a cultural song with family




Meke dance
wedding ceremony
yaqona ceremony
bharatnatyam dance
mundan / koti ceremony
prayer ceremony

REALIGNED CURRICULUM - WEEKLY HOME STUDY PACKAGE-WEEK**YEAR : 2****SUBJECT: Aesthetics ,Creativity And Arts**

<i>FALD THEME</i>	Picnic
<i>STRAND</i>	Performing Arts
<i>SUB -STRAND</i>	Music
<i>LEARNING STANDARDS</i>	Select and sing creatively known and newly introduced religious / secular songs in different languages.
<i>CLO</i>	Sing the picnic song with action and learn to enjoy and appreciate music.

LESSON NOTES – Learn and sing the picnic song

<p>THE PICNIC SONG- (Tune- The Hunting Song)</p> <p>Chorus-A picnic we will go, a picnic we will go, Heigh ho , the dairy- O , A picnic we will go.</p> <ol style="list-style-type: none"> 1. We'll catch a fish in a dish and then we'll let it go. (chrs) 2. We'll catch a crab in a net and then we'll let it go.(chrs) 3. We'll run , play , sing a song and then we'll splash away. 	
--	---






QUESTION 1

Create your own action / movement / dance for the picnic song . Sing and do the action with your parents. If possible , record and send the video to your teacher through viber.

QUESTION 2- Draw three things you do on a picnic that is in the picnic song.

<p>Accept all correct answers- examples given Fishing</p> 	<p>Playing on sand</p> 	<p>Splashing the water</p> 
---	---	--

QUESTION 3- Name these musical instruments [Lali , Flute , guitar , tabla , shakers]

 <p>tabla</p>	 <p>shakers</p>	 <p>guitar</p>	 <p>lali</p>	 <p>flute</p>
--	--	---	--	--

FALD THEME	Picnic
STRAND	Reading And Writing
SUB -STRAND	Reading /Writing
LEARNING STANDARDS	*Distinguish between information provided by pictures or other illustrations and information provided by the words in the text. * Read compound and complex sentences correctly. * Value the importance of reading given text.
CLO	ए की मात्रा की पहचान करे, सीखे पाठ पढे और अभ्यास करे

LESSON NOTES-

STORY -READING FROM SHASHWAT GYAN
YEAR 2 PAGES 32-33

झूठ का फल

नए शब्द — नदी सच हाथ आवाज

काट

सीखो ए की मात्रा -

क + ए = के प + ए = पे
फ + ए = फे त + ए = ते
ह + ए = हे व + ए = वे
न + ए = ने च + ए = चे

QUESTION 1

ए की मात्रा लगाओ

जे रे बे मे ले
थे ये भे धे शे
वे दे से गे खे

QUESTION 2 –write the correct matching sentence for each picture QUESTION 3 सही जगह पर ए की मात्रा लगाओ

लडका नहा रहा है । राम खेल रहा है । पापा मछली पकड रहे है । मोटर रास्ते पर है । चिडिया पेड पर है ।



राम खेल रहा है ।



मोटर रास्ते पर है ।



चिडिया पेड पर है ।



पापा मछली पकड रहे है ।



लडका नहा रहा है ।

गणेश	गेट	जलेबी	रेल
शेर	हथेली	सेब	मेज,
सपेरा	कला	भंड	नत्र
केतली	जब	पड़	खत
केतली	जेब	पेड	खेत

