

1075-Lovu Sangam School
Year 2-Worksheet 4
Literacy

STRAND	Reading & Writing
SUB-STRAND	Reading
LEARNING OUTCOME	Children recognize that print conveys meaning and begin to use writing materials with purpose



Joel's Pets

Joel has three pets. He has two cats and one dog. Joel's cats are named Fifi and Foofoo. Joel's dog is named Hook. Joel gives his pets' fresh food and water each day. He plays fetch with Hook.

Activity 1: Circle the **sounds** in the story.

Th oo
er at
et

Activity 2: Look, cover and write.

1.	pets				
2.	food				
3.	gives				
4.	water				
5.	plays				

ACTIVITY 3: Answer the questions.

1. How many pets does Joel have?

2. How many cats does Joel have?

3. How many dogs does Joel have?

4. What are the names of Joel's cats?

5. What is the name of Joel's dog?

6. What does Joel give to his pets?

ACTIVITY 4: Learn contractions and match

- **Contraction** is *shortening* of a word and *combining* two words.
- **Contractions** are used in both *speaking* and *writing*.
- **Example:** I + will = I'll
I + have = I've

Column I

Column II

Choose the correct answer and match column 1 with column II

1.	I + am	we're
2.	it + is	can't
3.	we + are	I'm
4.	can + not	don't
5.	do + not	it's

Name: _____

1075 Lovu Sangam School
Weekly Home Package -4
Numeracy

LEVEL:YEAR 2

STRAND	Numbers
SUB-STRAND	Operations
LEARNING OUTCOME	To subtract by 10, 20, 30.....

Subtraction of tens

LESSON NOTES/EXAMPLE

Subtraction is crossing out or taking away

Tens	Ones
2 	0
One more left when given to the right. 	6 -We cant cross 6. So we get 1 ten and split it up in to cubes. -Cross out six -We left with 4
1	4

Activity:

Subtract the following

1.

Tens	Ones
2	0
-	2

2.

Tens	Ones
3	0
-	5

3.

Tens	Ones
1	0
-	4

4.

Tens	Ones
4	0
-	5

5.

	Ones
3	0
-	4

6.

	Tens	Ones
5		0
-		6

7.

	Ten	Ones
2		0
-		5

8.

	Ones
5	0
-	4

9.

	TENS	Ones
6		0
-		5

10.

	TENS	Ones
3		0
-		3

11.

	TENS	ONES
4		0
-		4

12.

	TENS	ONES
6		0
-		5

T«ta

1075 – LOVU SANGAM SCHOOL

YEAR 2

LIVING AND LEARNING TOGETHER

WORKSHEET 4

STRAND	Myself and Other
SUB STRAND	Sense of Self
CONTENT LEARNING OUTCOME	To learn and know things about myself

Theme: Myself/My Family

1. I belong to a family and a culture.
2. My culture is different and special.
3. It has its own traditions. For eg: own food, own dress code, own language

Activity: Fill in the boxes to know about yourself

My Culture and Traditions!
USE THIS WORKSHEET TO TELL MORE ABOUT YOUR CULTURE AND THE TRADITIONS OF YOUR FAMILY!

LANGUAGES MY FAMILY AND I SPEAK!

MY FAVORITE TRADITION!

MY FAVORITE FOOD TO EAT!

CLOTHES WORN IN MY CULTURE!

HOLIDAYS CELEBRATED IN MY CULTURE!

OTHER INTERESTING FACTS!

mylemarks

1075 – LOVU SANGAM SCHOOL

YEAR 2

LEARNING TO KNOW – SCIENCE

WORKSHEET 4

STRAND	Living Things and their Environment
SUB STRAND	Structure and Life Processes
CONTENT LEARNING OUTCOME	Locate familiar living things in their habitat and talk about their features

Theme: Myself/My Family (recap)

1. Living Things like animals and plants live with their families.
2. A family has a mother, father and children.
3. A family of lion is called a pride of lions and a family of fish is called a school of fish.
4. Plants also have families that share the same colours, food and routines.

New words:

- **routine** means a daily timetable that we follow.
- **Non flowering** plants are plants that don't have flowers
- **Flowering plants** are plants that have flowers

Activity: Study the pictures below and write the correct letter that matches the picture





- A. A flock of birds
B. Non flowering plants

- C. A pack of wolves
D. A group of people

- E. Flowering plants

1075 – LOVU SANGAM SCHOOL

YEAR 2

PHYSICAL DEVELOPMENT, HEALTH AND WELL BEING

WORKSHEET 4

STRAND	Human Growth and Development
SUB STRAND	Growth and Changes
CONTENT LEARNING OUTCOME	Learn about the changes in our body

Theme: Myself/My family (recap)

1. Food helps us to grow bigger and stronger.
2. Growing means that your height, weight and emotions will change.
3. Our body parts will also change. For eg: your hair, your muscles, your hips and your bones.
4. Vegetables and fruits helps keep our body healthy.

Activity: Fill in the blanks and make up a sentence to describe your height and weight.

For example: Height – I am taller than our refrigerator

Weight – I am lighter than our gas cylinder

Myself

Name: _____

Age: _____

Colour of my hair: _____

Colour of my eyes: _____

Height: _____

Weight: _____

I have _____ teeth (count)






I have _____ fingers and _____ toes

Lovu Sangam School
Vernacular
Year: 2 – Worksheet 4

STRAND	Reading & Writing
SUB-STRAND	Reading
LEARNING OUTCOME	Read and comprehend a story.

Read and write a sentence given below to describe the picture. Put the sentences in the correct order.

लालू और पीलू

	क.-----
	ख.-----
	ग.-----
	घ.-----
	ङ.-----

- मुर्गी ने लालू और पीलू को लिपटा लिया ।
- वह रोने लगा ।
- एक मुर्गी थी ।
- लालू ने लाल मिर्चे खा लिया ।
- मुर्गी के दो बच्चे थे ।

लिंग

कोष्ठक में से सही शब्द चुनकर
खाली स्थान भरे-

क-कमल गाना गा _____ है। [रहा/ रही।

ख-माँ खाना बना _____ है। [रहा/ रही।

ग-टेबल पर किताब _____ है। [रखा/ रखी।

घ-आम बहुत _____ है। [मीठा/ मीठी।

च-गुड़िया बहुत _____ है। [प्यारी/ प्यारा।

छ-लड़कियों खेल _____ है। [रही/ रहा।



संज्ञा

बोर्ड में से शब्द चुनकर, सही शिर्षक के
सामने लिखें-



शरीर के अंग _____
फल _____
स्कूल की चीजें _____
घर का सामान _____

1075 – LOVU SANGAM SCHOOL

YEAR 2

I-TAUKEI

WORKSHEET 4

STRAND	Reading & Writing
SUB-STRAND	Reading
LEARNING OUTCOME	Read and comprehend a story.

Na Mala ni Vosa

ta – ma - qu _____ → tamaqu

ti – na – qu _____ → tinaqu

ta – ci – qu _____ → taciqu

tu – a – ka – qu _____ → tuakaqu

Wilika ka vola na i yatuvosa e ra:

1. Oqo ko tamaqu _____
2. Oqo ko tinaqu _____
3. E taciqu ko Ana _____
4. E tuakaqu ko Osea _____
5. Au gone tagane ko i au _____

Droinitaka ka Rokataka nomu matavuvale

