



MADHUVANI SANGAM PRIMARY SCHOOL

WEEKLY HOME STUDY PACKAGE 8 COVID- 19 (EXTENDED SCHOOL BREAK)

SUBJECT	ENGLISH	YEAR	3
NAME		ADDRESS	

Contraction - A contraction consists of two words that are combined to form one word.

For Example: long form. - Contraction

Do not - Don't

CONTRACTIONS

FULL FORM - CONTRACTION

is not ----- isn't	had not ----- hadn't
They are ----- They're	will not ----- won't
was not ----- wasn't	I would ----- I'd
were not ----- weren't	can not ----- can't
does not ----- doesn't	could not ----- couldn't
do not ----- don't	should not ----- shouldn't
did not ----- didn't	must not ----- mustn't
has not ----- hasn't	might have ----- might've
We have ----- We've	I will ----- I'll

Is not. - Isn't



Contractions


Write the contraction for each set of words.

- | | |
|--------------------|-------------------|
| 1. did not _____ | 6. he is _____ |
| 2. could not _____ | 7. we have _____ |
| 3. I have _____ | 8. she will _____ |
| 4. she is _____ | 8. I am _____ |
| 5. we have _____ | 10. he is _____ |

ACTIVITY WEEK 13

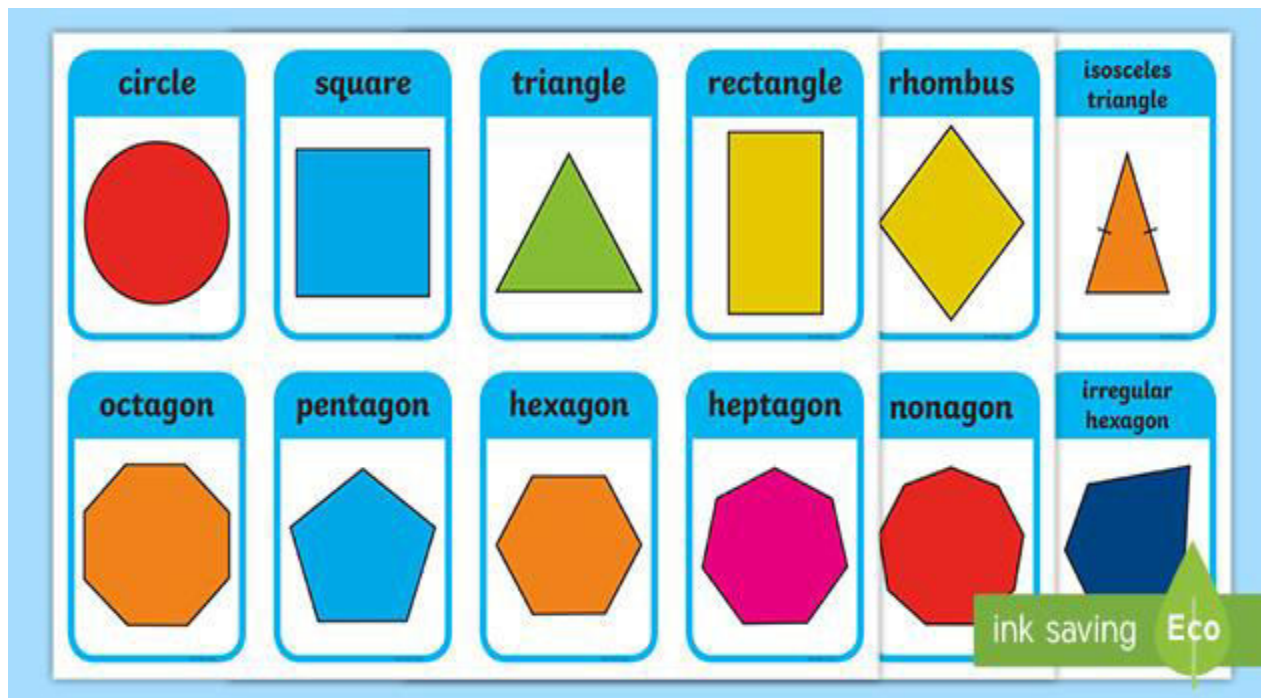
Write the words that each contraction stands for.

- | | |
|-------------------|-------------------|
| 11. didn't _____ | 16. can't _____ |
| 12. she'll _____ | 17. they'll _____ |
| 13. haven't _____ | 18. he'll _____ |
| 14. I'm _____ | 19. he's _____ |
| 15. you're _____ | 20. I'd _____ |

	MADHUVANI SANGAM PRIMARY SCHOOL		
	WEEKLY HOME STUDY PACKAGE 8 COVID- 19 (EXTENDED SCHOOL BREAK)		
SUBJECT	MATHEMATICS	YEAR	3
NAME		ADDRESS	



Geometry


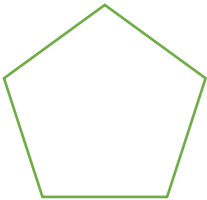

Two-dimension shape (2D)



2D shapes are flat figures and are named according to the sides they have.

Activity week 12

Illustrations	Name	Number of sides
		
		

WEEK 13


Temperature

- Temperature tells how hot or cold something is.
- It is measured with a thermometer.
- It is measured in degrees ° Celsius.
- The normal body temperature is 37°
- The freezing point of water is 0°
- The boiling point of water is 100°

Activity

Tick the correct answer from the box.

Activity	Hotness	Coldness
Boiling a kettle on a stove		
Drinking ice water		
Making lavo for a class party		
Drinking water from the tap/tank		
Swimming in the pool		
Cooking food on stove		

	MADHUVANI SANGAM PRIMARY SCHOOL		
	WEEKLY HOME STUDY PACKAGE 8 COVID- 19 (EXTENDED SCHOOL BREAK)		
SUBJECT	HEALTHY LIVING	YEAR	3
NAME		ADDRESS	

Strand	Building Healthy Relationship
Sub strand	Drinking safe water
Content learning outcome	At the end of the lesson, the students should be able to: Explain causes of drinking dirty water.

WEEK 12

Diseases caused by drinking dirty water

1. Never drink dirty water,
2. Dirty water can cause sickness such as diarrhea, typhoid, dysentery and cholera.
3. If the water is dirty in colour you must boil them.
4. Boil water kills germs.
5. Waters in town and cities are treated and are safe to drink.
6. These are some sickness caused by drinking dirty water.

ACTIVITY

Draw and name two common water sources.

--	--

WEEK 13

TYPES OF WATER BORNE DISEASES

1. **Scabies** – is an itchy condition caused by tiny burrowing mite.
2. **Typhoid** – typhoid fever is contracted by drinking or eating the bacteria in contaminated food or water.
3. **Trachoma** – the infection caused a roughening of the inner surface of the eye lids.
4. **Diarrhea** – frequent watery stool and can lead to dysentery if not treated.
5. **Dysentery** – is watery stool with blood.
6. **Leptospirosis** – the bacteria that cause leptospirosis can spread through the urine of infected animals, which can get into water or soil and can survive there for weeks or even months.

ACTIVITY – SHORT ANSWER QUESTIONS

Answer all questions in the spaces provided.

1. What should you do to the dirty water before drinking?

2. Name some sickness which are caused by drinking dirty water.

3. Write down the source of drinking water that you use at home?

4. Name all the five types of water borne diseases.



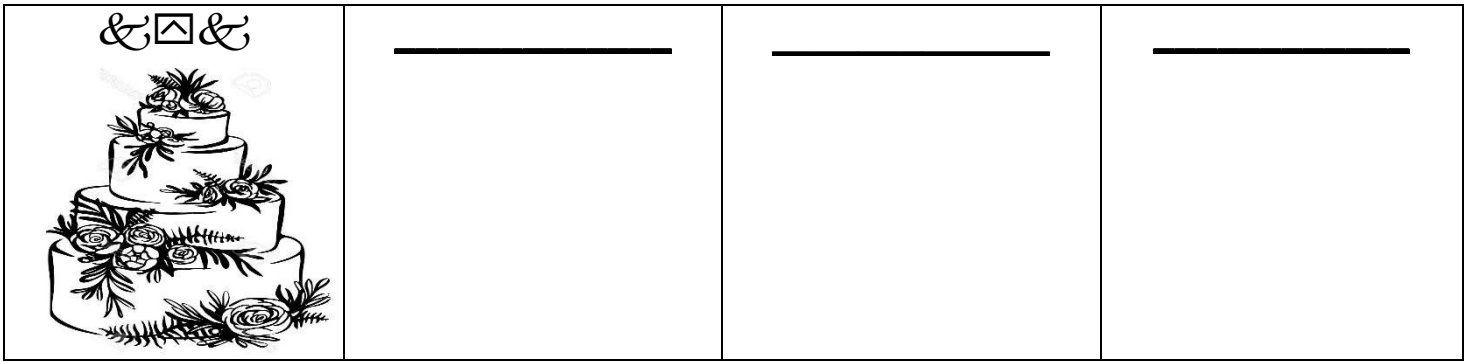
WEEKLY HOME STUDY PACKAGE 8

COVID- 19 (EXTENDED SCHOOL BREAK)

Strand	Listening and speaking
Sub strand	Socio cultural context and situations
Content learning outcome	At the end of the lesson, the students should be able to: Read, understand the reading and know some vocabularies.

♂ + ● □ & ☯ ✌ □ 🖱 □ ♀

✕✚●□𐄌 &🌀 ○𐄌❄️❖ 𐄌○🌀□𐄌 𐄌👉❖■ ○𐄌𐄌 □𐄌🌀👉■ &🌀● ,
 □𐄌 𐄌👉 𐄌☆ 🌸
 𐄌○ ✕✚●□𐄌 &👉 ○🌀●🌀 🌀□ ✕✚● ,𐄌 𐄌○ □✚𐄌 □🌀🌀 &
 □♦𐄌 𐄌☆🌸
 𐄌○ 🌀🌀👉 🌀□ 𐄌🌀○✕👉■ □□ ✕✚●□𐄌 ,𐄌 ,𐄌❖📄 &□♦𐄌
 𐄌☆🌸
 &𐄌& &👉 ,𐄌❖📄 𐄌○ ✕✚● ,𐄌 &□♦𐄌 𐄌☆🌸
 ♦🌀■🌀 □□□,■𐄌 &𐄌 ✕👉 𐄌○ ✕✚● ,𐄌 ○𐄌𐄌 ,𐄌❖♦𐄌 𐄌☆
 🌸
 &♦□ &♦□ ✕✚● ,𐄌 🌀❖🌀👉𐄌 🌀■♦👉 𐄌☆🌸
 ✕✚●□𐄌 ,𐄌 🌀𐄌👉 🌀■♦🌀 𐄌☆🌸
 ✕✚●□𐄌 ,𐄌 ✕👉👉🌀🌀𐄌 🌀𐄌■𐄌 🌀■🌀&□ □𐄌■♦👉 𐄌☆🌸
 ✕✚●□𐄌 ,𐄌 ,𐄌𐄌📄 📄👉 🌀■♦🌀 𐄌☆🌸
 ✕✚●□𐄌 ,𐄌 &🌀❖ ,🌀□𐄌 ✕👉👉 🌀■♦🌀 𐄌☆🌸
 ✕👉👉 🌀■🌀🌀 🌀□ □𐄌𐄌🌀 📄□□
 ✕✚●□𐄌 &□ 𐄌○ ✕&♦ ♦□𐄌 🖐️□🌀□🌀 &□♦𐄌 𐄌☆𐄌🌀



WEEK 13 - Comprehension

✂✚● ☞□ ✕◆◆●✎

✎& െ☯□ ✎& □□☞✎ ✦✎ ✕◆◆●✎ െ☯☞ ○□☞ ௩☞□
 ☞☞ ✎☞□ ✂✚●□☞ □□ ○☞☞☞☞☞☞ □☞✎ ☞☞☞ ✕◆◆●✎ &□
 □☞✦ െ☞◆◆ &□○● ☞□ □☞☞ ✕☞□☞☞☞☞☞ ☞☞☞☞ ✎
 ✦&□ □ □☆□ ☞☞☞☞ ✕◆◆●✎ ✂✚●□☞ &☯ □✦ □✎
 □☞✎ ☞☞☞☞ ✦☞☞ ☞☞☞ െ☞☞☞☞☞ &□ െ☞◆◆ ☞☞☞☞ ●☞☞
 ☞ ✦☞☞☞☞ ✕◆◆●✎ െ☯☞ &☞ □☞☞☞☞ &☞☞☞☞☞☞ ☞☞☞☞☞

☞☞☞☞☞ &☞☞☞☞


✦☞☞☞ ✎☞◆□ ✎◆☞&□ ✕●✕✦✎ ☞

- ✕◆◆●✎ _____ □□ ○☞☞☞☞☞☞ □☞☞☞ ☞☞☞☞ (
 ✂✚●□☞ ☞☞ ☞☞☞☞)

2. ✕◆◆●✎ &☒ ☐ஐ◆ _____ ☿☐◆☒ ☿☆ஐ☼ (
 ☿◆◆ஐ☐ ☐☐ ☐ஐ☐☐ ✕☐☐☐☐)

3. ☐☐☐ ✕✎ ☐☐☐ _____ &☿●☐◆✎ ☿☆☼ (
 ✕◆◆●✎ ☐☐ ✕☐☐☐☐☐☐☐☐)

4. ✕◆◆●✎ &☒ _____
 ☐☆☐ ☿☐◆☒ ☿☆ஐ☼ (☐☐☐ ☐☐☐)

	MADHUVANI SANGAM PRIMARY SCHOOL		
	WEEKLY HOME STUDY PACKAGE 8 COVID- 19 (EXTENDED SCHOOL BREAK)		
SUBJECT	SOCIAL STUDIES	YEAR	3
NAME		ADDRESS	

Resource -is something that is ready to use if or when it is needed.

Different resources in school

- School furniture (desk & chair)
- Science equipment
- Sport equipment
- Textbooks
- Computers
- Library books

Activity week 12

Different resources in our community

- List down some resources that you can find in your community.

- Why these resources are so important?

- How can you conserve these resources?

Draw and write some resources that you can find at home.

--	--	--

WEEK 13

Ways in which resources could be utilized

1. Resource planning and resource management.
2. Maximize efficiency and minimize wastes.
3. Reuse and recycle.
4. Plant trees and conserve water.
5. Use more and more renewable resources.
6. Use alternative raw material or resources.
7. Prefer public transport more and more.


Overusing of resources

Overusing a Resource- means more uses of the resource than it is replenished by the nature.

Effects of overusing resources

1. soil degradation,
2. water shortages,
3. biodiversity loss,
4. damage to ecosystem
5. Global warming exacerbation.



	MADHUVANI SANGAM PRIMARY SCHOOL		
	WEEKLY HOME STUDY PACKAGE 8 COVID- 19 (EXTENDED SCHOOL BREAK)		
SUBJECT	VOSA VAKA VITI	YEAR	3
NAME		ADDRESS	


NA VULA I IVI

- balolo — e dua na mataqali ka bula ka vaka na baca ni qele ka dau kune e na so na cakau donuya tiko na vula ko Okotova. E dau kilai na vula ogo me Vula i balolo lailai.
- Nuqa- e dua na mataqali ika. E na Vula ko Tiseba e dau se kina na nuqa ka sega so ni kunei vakalevu mai waitui na ika na nuqa, o koya sa mani vakayacani kina na vula ko tiseba me vula i nuqa laila
- valedrauna — ni sa levu na draunikau ka sega ni laurai na vuadra. Sa valedrauna dina na vu ni dawa
- veitautaka — cicivi, cakavi se lakovi me kilai kina ko koya e liu. E ra veitau cici e na noa na gone.
- guce — sega ni rawata na ka e vinakati ; lailai na nona i gu.
- taqei — kauta tani mai na ka e tu vata se bini vata
- sikiviro — na ivi ka yaca, olo ka qai saqa
- mauvu — ni dau vaka me sinai tu na keteda e na cagi ka qia noda cakacaka na ci
- quruquruta — na ka e sega so ni buta vinaka me vaka na ivi, oya ni laukana e na sega ni dada vakatotolo.

Vakacururna vakadodonu mada na veivosa ko sa vulica ogo e na veivanua sa lala koto e ra.

- E dau tale ga na vutu na beka
- Keimami sa na kana e na levu ni vakalolo
- E ra a qai..... mai na sureti ni sa kala na siga.
- E a..... ko tamaqu ki na i teitei me la'ki cavuta mai na keitou i katalau.
- E.....:... lala ga mai na nona bola ka ni sa bera yani ki vili ivi.
- E..... na vua ni ivi ni sa liwa na cava.



	MADHUVANI SANGAM PRIMARY SCHOOL		
	WEEKLY HOME STUDY PACKAGE 8 COVID- 19 (EXTENDED SCHOOL BREAK)		
SUBJECT	ELEMENTARY SCIENCE	YEAR	3
NAME		ADDRESS	

Strand	Earth and Beyond
Sub strand	Our Changing Earth
Content learning outcome	At the end of the lesson, the students should be able to: Observe and record information over time about the major visible features of the day and night sky.

CLOUDS

1. Clouds are seen clearly during the day.
2. A cloud is a large group of tiny water droplets that we can see in the air.
3. It looks like cotton wool. Clouds can happen at any height above the ground.
4. Sometimes clouds are actually touching the ground – we call that fog.
5. If you go to the top of a mountain or in an airplane, you will be above most of the clouds.
6. After it rains, the clouds disappear, because the water they were made of has all come back down to earth again.

TYPES OF CLOUDS

- **Stratus clouds** are low, flat, gray clouds that look like sheets covering the sky. They are the closest clouds to the ground. They form as low as surface level (fog) to about 6,500 feet above the ground. They can produce rain, drizzle, snow, or mist.
- **Cumulus clouds** are puffy and white-like cotton balls. They form from 2,000 to 20,000 feet above the ground. They usually indicate fair weather. Sometimes they grow very large and become thunderheads. As these clouds gather they create thunder and lightning and produce precipitation in the form of rain and hail.
- **Cirrus clouds** are thin, curly, wispy clouds. They are sometimes referred to as mares' tails. They form between 25,000 to 40,000 feet above the ground. They are so high in the atmosphere that the water droplets freeze into ice crystals. They often indicate an incoming storm or weather change.

ACTIVITY – WEEK 12

Name these clouds



ACTIVITY – WEEK 13

Match the definitions in column 1 with the correct terms in column 2

	Column 1		Column 2
1.	Clouds		a. Thin, curly and wispy clouds.
2.	Fog		b. White clouds like cotton balls.
3.	Stratus clouds		c. A large group of tiny water droplets.
4.	Cumulus clouds		d. The clouds that touch the ground.
5.	Cirrus clouds		e. Grey clouds that cover the sky.