

077 RAVIRAVI SANGAM SCHOOL
Realigned Curriculum : Weekly Home Study Package
SOLUTION

YEAR/LEVEL: 3

SUBJECT: Maths

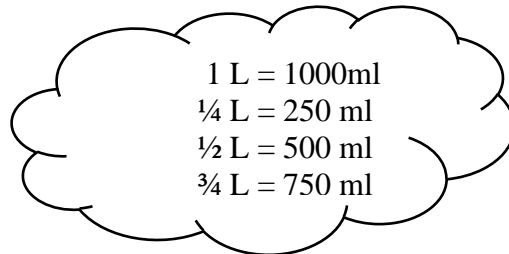
STRAND	Strand 3: Measurement
SUB-STRAND	M3.3.2: Volume and Capacity
CONTENT LEARNING OUTCOME	CLO of Sub- strands M3.3.2.1.1/ M3.3.2.2

LESSON NOTES
Capacity/ Volume

Standard unit of Volume

There are **two** standard unit of volume.










1. Millilitres (ml)- measuring very small amount of liquid. Example water in a spoon, tea in a cup or milk in a small bottle.
2. Litres (L)- measuring larger volume of liquid. Example water in a bucket, juice in a jug, water in the tank.



Exercises

More or Less than a Litre

Circle the correct answer

A coffee cup 	A spoon 	A bathtub 
<input checked="" type="radio"/> Less than / <input type="radio"/> More than	<input checked="" type="radio"/> Less than / <input type="radio"/> More than	<input type="radio"/> Less than / <input checked="" type="radio"/> More than
A tube of sunscreen 	A mug 	A yogurt cup 
<input checked="" type="radio"/> Less than / <input type="radio"/> More than	<input checked="" type="radio"/> Less than / <input type="radio"/> More than	<input checked="" type="radio"/> Less than / <input type="radio"/> More than
Juice box 	Dump truck 	Milk carton 
<input checked="" type="radio"/> Less than / <input type="radio"/> More than	<input type="radio"/> Less than / <input checked="" type="radio"/> More than	<input type="radio"/> Less than / <input checked="" type="radio"/> More than

1077 RAVIRAVI SANGAM SCHOOL
Realigned Curriculum : Weekly Home Study Package
SOLUTION

YEAR/LEVEL: 3

SUBJECT: English

STRAND	Strand 1: Listening & Speaking Strand 2: Reading and Viewing Strand 3: Writing and Shaping
SUB-STRAND	EN3.1.1 Text types (media, every day, communication) EN3.2.2 Language Features and rules EN3.3.2 Language Features and Rules
CONTENT LEARNING OUTCOME	EN3.1.1.1 / EN3.3.2.2.1 / EN3.3.2.1

Listening & Speaking

Listen to Radio Broadcasting Program on 92.8 FM on Thursday at 11.05 am and rephrase statement to show clarity and understanding

Reading and Viewing

Read the passages and answer the questions given below:

My New Pet

My dad bought me a new pet. He is a cute little dog. He is sleepy, as he is little now.



My dad and mom help me to keep the dog clean. We have a doghouse where he stays. I play with him in the evening when I come home from school.


He is growing quickly. I love my new pet.

1. Who is my new pet? Dog
2. Why is he sleepy? He is little now
3. Who helps me to keep the dog clean? Dad and Mom
4. Where does my pet stay? Doghouse
5. I play with my pet in the evening. (True) / False
6. My pet is growing Quickly.

Writing and Shaping


Adverbs tell how an action is done. They answer the question "How?" and often end in **ly**.

Henry petted the goat gently.



Circle the adverb in each sentence.

1. The fire engine blew its horn loudly.




2. In the library, we talked quietly.



3. The old man walked slowly.

4. The girls giggled noisily.

5. The animals fought fiercely over the meat.



6. The sun shines brightly in my eyes.

7. The doctor wrapped the broken arm carefully.

8. The marine served his country proudly.

9. Race horses run quickly around the track.



10. Wind blew rapidly across the city.

1077 RAVIRAVI SANGAM SCHOOL
Realigned Curriculum : Weekly Home Study Package

Recap SOLUTION






YEAR/LEVEL: 3

SUBJECT: Healthy Living

STRAND	Strand 3 Safety
SUB-STRAND	H3.3.1 Personal Safety
CONTENT LEARNING OUTCOME	Recap of H3.3.1.1

Exercises

1. What will you do when you are frightened?
Stay calm, be strong and do things that makes you happy
2. What will you do when you are lost?
Do not panic, ask for help or look for a policeman to help
3. Place a tick (✓) for safe and unsafe situations

Situations	Safe	Unsafe
wearing a seat belt 	✓	
jumping on stairs 		✓
brush teeth 	✓	
touching electric outlets 		✓
wearing a helmet 	✓	

STRAND	Strand 3: Place and Environment
SUB-STRAND	SS3.3.1: Features of Places
CONTENT LEARNING OUTCOME	Recap- SS3.3.1

LESSON NOTES- Please refer to the Term 1 notes.


Exercises

Features of my house: Colour the picture given below


My House

Read and colour. Then, write!


House




Living Room




Bedroom




Kitchen



Dining Room



Bathroom



iSLCollective.com

1077 RAVIRAVI SANGAM SCHOOL
Realigned Curriculum : *Weekly Home Study Package*

Recap **SOLUTION**

YEAR/LEVEL: 3

SUBJECT: Elementary Science

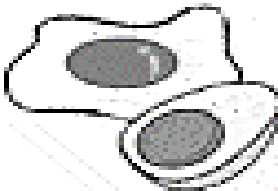







STRAND	Strand 2: Matter
SUB-STRAND	S3.2.3 Reactions
CONTENT LEARNING OUTCOME	Recap on the CLO of Sub- strands S3.2.3.1/ S3.2.3.2

LESSON NOTES- Please refer to the WHSP Set 4

Exercises

Temporary change is a change that can be undone.
Permanent change cannot be changed back again.

For each change, write **P** for reversible · **T** for irreversible.

<p>Cooking an egg</p>  <p>P</p>	<p>Mixing cement</p>  <p>P</p>	<p>Ice melting into water</p>  <p>T</p>	<p>Burning wood</p>  <p>P</p>
<p>A puppy growing into a dog</p>  <p>P</p>	<p>Freezing juice into a popsicle</p>  <p>T</p>	<p>Blowing up a balloon</p>  <p>T</p>	<p>Fireworks exploding</p>  <p>P</p>

1077 RAVIRAVI SANGAM SCHOOL
Realigned Curriculum : Weekly Home Study Package

SOLUTION

YEAR/LEVEL: 3

SUBJECT: PE

STRAND	Strand 1: Physical Education
SUB-STRAND	PE3.1.2: Fitness, Personal Development and Safety
CONTENT LEARNING OUTCOME	PE 3.1.1.2 Identify, Explore and perform basic warm up and cool down exercises for well-being.

LESSON NOTES

What Is Personal Space?

Personal space is the area of space that closely surrounds our bodies. It is space that we often like to keep to ourselves. Generally, you can measure your personal space by extending your arms out—the space between your fingertips and body is your personal space. When a stranger or someone you do not know well is in your personal space, you might feel

Examples of Personal Space in the School Setting.

- Desk area** – A child may not like other students to be close to his/her desk.
- Cafeteria** – A child may stand in line or eat too close to others.
- Playground** – A child may stand too far from others and not be able to easily participate in a game
- Library** – A child may want to sit away from others during story time.
- Computer station** – A child may reach over the other student when working at the computer.

Exercises

1. What is personal space?
Personal space is the area of space that closely surrounds our bodies
2. Give some examples of personal space?
3. **Desk area** – A child may not like other students to be close to his/her desk.
4. **Cafeteria** – A child may stand in line or eat too close to others.
5. **Playground** – A child may stand too far from others and not be able to easily participate in a game
6. **Library** – A child may want to sit away from others during story time.
7. **Computer station** – A child may reach over the other student when working at the computer

1077 RAVIRAVI SANGAM SCHOOL
Realigned Curriculum : Weekly Home Study Package

YEAR/LEVEL: 3

SUBJECT: Art and Craft

STRAND	Strand 2: Visual Arts
SUB-STRAND	A3.2.1 Arts Ideas
CONTENT LEARNING OUTCOME	A3.2.1.1 Utilise own ideas and imagination to create simple pictures and other kinds of artwork.

LESSON NOTES

Organic shapes and geometric shapes

Like lines, there are *organic* shapes and *geometric* shapes.

Geometric shapes are mathematically determined. Organic shapes are the type you see in nature.



- Easy to recognize
- Regular Shape
- Generally have specific names like circle, square, triangle








Organic Shape



- Free form shape
- No specific name associated with them
- They are natural or non man made

Exercises

DRAW

Organic Shape		Geometric Shape	
			
			

1077 RAVIRAVI SANGAM SCHOOL
Realigned Curriculum : Weekly Home Study Package

YEAR/LEVEL: 3

SUBJECT: Music

STRAND	Strand 1: Performing Arts
SUB-STRAND	A3.1.1 Arts Ideas
CONTENT LEARNING OUTCOME	A3.1.1.1 Demonstrate basic elements of music in their performance with available resources using own ideas.

LESSON NOTES

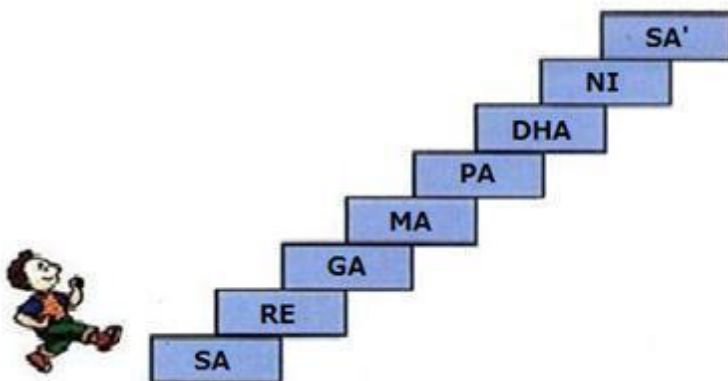


SARGAM

Definition

- Sargam is the system of music notation used in Hindi music. (sa, re, ga, ma, pa, dha, ni, sa•)

Exercise



Sing along to the tune sa re ga ma pa dha ni sa' pretending that you are walking up the steps with your voice going a pitch higher each step

STRAND	तत्त्व 1 सुनना एवं बोलन तत्त्व 2 पढ़ना एवं सर्वेक्षण करना तत्त्व 3 लिखना एवं निर्माण करना तत्त्व 4: संस्कृति
SUB-STRAND	H3.1.1 मूल- पाठ के प्रकार-मीडिया, साधारण संप्रेषण, साहित्यिक विषय H3.2.1 मूल-पाठ के प्रकार-मीडिया, साधारण संप्रेषण, साहित्यिक विषय H3.3.2 भाषा की विशेषताएँ एवं नियम H3.4.3 कला व शिल्प
CONTENT LEARNING OUTCOME	H3.1.1.1 /H3.2.1.1 /H3.3.2.1 /H3.4.2.1

सुनना एवं बोलन (Listening and Speaking)

तुम्हारे आसपास ऐसे कौन - कौन से फूल हैं जिनकी बहुत तेज़ महक है ?

पढ़ना एवं सर्वेक्षण करना (Reading and Viewing)

8. तितली और कली



हरी डाल पर लगी हुई थी,
नन्ही सुंदर एक कली।
तितली उससे आकर बोली,
तुम लगती हो बड़ी भली।



अब जागो तुम आँखें खोलो,
और हमारे संग खेलो।
फैले सुंदर महक तुम्हारी,
महके सारी गली गली।



कली छिटककर खिली रंगीली,
तुरंत खेल की सुनकर बात।
साथ हवा के लगी भागने,
तितली छूने उसे चली।

1. तितली कली के पास क्यों गई थी ?
खेलने के लिए ।
2. तितली और कली ने क्या खेल खेला ?
भागने और छूने का खेल ।

3. तीतली के क्या कहने पर कली खुश हो गई ?
खेलने की बात सुनकर ।

लिखना एवं निर्माण करना (Writing and Shaping)

मेरा घर



मेरा घर - रवीरवी - मे है । मेरा घर - लकड़ी - का बना हुआ है । इस मे चार - कमरे - है । मेरे कमरे मे दो -- खिड़कियाँ- हे । मेरर घर मे ---- पाँच लोग रहते है । मै अपने घर के आस पास - फूल- बोया हूँ ।

फूल कमरे	पाँच लकड़ी	खिड़कियाँ रवीरवी
-------------	---------------	---------------------

संस्कृति (Culture)

रंग भरो । Colour

रंगोली

