

NANUKU SANGAM SCHOOL  
NEW TERM RE-ALIGNED  
WORKSHEET 4

Subject: English

Year: 3      Name: \_\_\_\_\_

**Strand:** Reading And Viewing.

**Strand Outcome:** Evaluate the purpose, meaning and a range of written and visual text.

Picture Description

Write 5 or more lines to describe the picture given below.



1. There are lots of food on the table.
2. The children are enjoying their meal.
3. Two children are playing with a ball.
4. A boy is trying to climb up the tree.
5. The children are having a picnic in a farm.

**2034 NANUKU SANGAM SCHOOL  
NEW TERM RE-ALIGNED  
WORKSHEET 4**

Subject: Mathematics

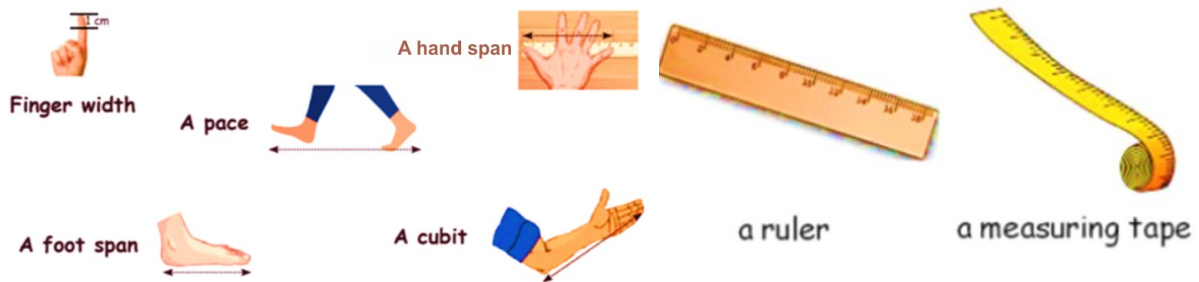
Year: 3

Name: \_\_\_\_\_

**Strand:** Measurements.

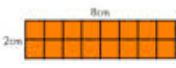
**Sub Strand:** Length, Height, Distance, Area

**Strand Outcome:** Identify different non-standard unit and standard units and calculate perimeters and areas.




**Non-Standard Units of Measuring Length**

Finding the **area**: rectangle



8cm  
2cm

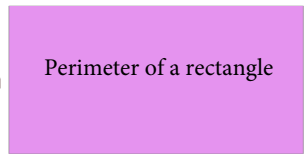
The area:  
 $8\text{cm} \times 2\text{cm}$   
 $= 16\text{cm}^2$



7cm  
5cm

The area:  
 $7\text{cm} \times 5\text{cm}$   
 $= 35\text{cm}^2$

**Standard Units of Measuring Lengths**



10 cm  
5 cm  
Perimeter of a rectangle  
5 cm  
10 cm

$P = 5\text{ cm} + 10\text{ cm} + 5\text{ cm} + 10\text{ cm}$   
 $= 30\text{ cm}$

**Answer these questions:**


1. List 2 non-standard units of measuring length.

a. Hand span

b. A pace

Work out the perimeter of the following rectangles. They are not to scale.


1) 9cm



3cm

Perimeter = 24 cm


2) 6in



4in

Perimeter = 20 in


3) 7ft



7ft

Perimeter = 28 ft

4) 10m



4m

Perimeter = 28 m

NANUKU SANGAM SCHOOL  
NEW TERM RE-ALIGNED  
WORKSHEET 4

Subject: **Veika Vaka-viti** Year: **3** Name: \_\_\_\_\_

<b>STRAND</b>	Volavola kei na Bulibuli
<b>Sub- Strand</b>	Lawa ni Vosa
<b>Content Learning outcome</b>	Vakayagataki na vakadidigo kei na lawa ni vosa dodonu ena buli iyatuvosa.

**Vakasavuitukutuku:**

Kena Vakaraitaki:

1. "Sa lesu mai na volivoli ko Peni," e kaya ko Seru.  
E kaya ko Seru ni sa lesu mai na volivoli ko Peni.

**Cakacaka Lavaki:**

A. Vakasavuya na veiyatuvosa ka soli tiko e ra.

1. "Sa bula na tauvimate ko Poasa," e kaya ko Jale.  
E kaya ko Jale ni sa bula na tauvimate ko Poasa.

2. "Sa vica beka na kaloko?" e taro ko Epeli.  
E taro ko Epeli se sa vica beka na kaloko.

3. "Sa oti na tini," e sauma mai ko Sainimili.  
E sauma ko Sainimili ni sa oti na tini.

4. "Vakaotia na nomu cakacaka," e tukuna vei Semi ko qasenivuli.  
E tukuna vei Semi ko qasenivuli me vakaotia na nona cakacaka

B. Vakayagataka e lima se sivia na vosa mo vakaotia kina na vei yatuvosa era.

1. Au dau taleitaka na qito kei ira na noqu i tokani.
2. Mo dau nanuma na i vakasala dau soli mai vale.
3. E na veimataka au dau gunuva e rua na bilo wai droka.
4. Keitou dau lotu vakavuvale e na vitu na kaloko e v=na veiyakavi.
5. Dau rarawa ko tamaqu ni keirau dau sega ni vakaotia na neirau cakacaka.

**2034 NANUKU SANGAM SCHOOL  
NEW TERM RE - ALIGNED  
WORKSHEET 8 SOLUTION -2021**

**Subject: Healthy Living      Year: 3      Name: \_\_\_\_\_**

Strand            Building Healthy Relationship  
Sub Strand      Re Silence and proactive behavior  
CLO              Develop a sense of self-worth and self-confidence to succeed and experience success

**Listening when someone is talking**

1. It is polite to listen when someone is talking.
2. Try and look at the person he or she is talking to you.
3. We use our ears when listening.
4. It is important to listen carefully to what people are trying to tell us.
5. When you don't hear what people are saying you can say "I beg your pardon". They can then repeat what they have said already.
6. Being a good listener can help you to see the world through the eyes of others.

**Good Manners**

1. I must say "thank you" if I am given something.
2. Learn to say "excuse me" when we need something.
3. Ask for forgiveness if you have done something wrong.
4. Say "please" when you want something.

**Activity 1      True or False**

1. A good listener sees the world through the eyes of others.      **False**
2. It is not polite to listen when someone is talking.      **False**
3. We use our eyes to listen.      **False**
4. Listen when someone is talking to you.      **True**

**Activity 2      Match the question with the correct response**

1. What should you say if you walk in front of someone?

2. Letting someone use something you are using is called?

3. When you ask for something you say?

4. When you receive something you say?

5. When you receive a gift you send a what?

6. If your parents ask you to do something, you show them what?

7. If you make someone else upset or sad, you say?

8. If someone is having a bad day and you see them upset, you ask?

9. When you meet someone you say?

*Are You Ok?*

*I'm Sorry!*

*Respect*

*Nice to Meet You!*

*Thank You!*

*Please!*

*Thank You Card*

*Sharing!*

*Excuse Me!*

2034 NANUKU SANGAM SCHOOL  
NEW TERM RE - ALIGNED  
WORKSHEET 4 SOLUTION -2021

Subject: Hindi Year: 3 Name: \_\_\_\_\_

Strand लिखना एवं निर्माण करना

Sub strand भाषा की विशेषताएँ एवं नियम

CLO उपयुक्त शब्दों का सही तरह से इस्तमाल करना जैसे  
रहा / रही / रहें ।

जैसे की  
माँ खाना पका रही है ।  
बच्चे खेल रहे हैं ।  
रमन दौड़ रहा है ।

सही शब्द चुन कर लिखिये  
रहा / रही / रहें

1. रामू खेल रहा है ।
- ट. माँ हलवा पका रही है ।
- ड. रमन और मदन दौड़ रहे हैं ।
- ण. नानी कहानी सुना रही है ।
- थ. कुत्ते भौक रहे हैं ।

**2034 NANUKU SANGAM SCHOOL  
NEW TERM RE - ALIGNED  
WORKSHEET 8 SOLUTION -2021**

**Subject: Social Science      Year: 3      Name: \_\_\_\_\_**






Strand            Time, Continuity and change  
Sub Strand      Continuity and change  
CLO                Compare the different stages in their lives and talk about how it influences their behavior. Values and how they relate to others.

Lesson notes



1.      Cultural values – help us become responsible people.
2.      Totems and Artifacts make our culture special.
3.      Totems – are sacred objects or symbols that serve as an emblem of a group of people. Such as a family, clan or tribe. The following is a picture of a Totem.



4.      Artifacts – are objects made by human beings such as:

Fan 	Necklace 	Tabua 	Puja lota 	Water vessel 
--	---	--	---	---

Activity                                  List down and draw any 2 types of Artifacts

 <p style="text-align: center;">puja lota</p>	 <p style="text-align: center;">fan</p>
--	---







2. Draw and colour

