

**Answers:**

**Adjectives:**

- |                   |           |                          |         |
|-------------------|-----------|--------------------------|---------|
| 1. red            | 2. long   | 3. fizzy                 | 4. blue |
| 5. small , yellow | 6. yellow | 7. big, brown, beautiful |         |
| 8. fast           | 9. sharp  | 10. cold , wet           |         |

**Nouns:**

- |              |                |          |              |
|--------------|----------------|----------|--------------|
| 1. skirt     | 2. John , rope | 3. drink | 4. sky       |
| 5. Ava, bird | 6. bus         | 7. horse | 8. car, road |
| 9. pencil    | 10. snow       |          |              |

**Sentence:**

My mum gave me a (pink) dress for my birthday.

**Answer:**

**Writing**

Looking at the pictures and writing a story. You can use the suggestion words in the box. Try to make an interesting ending. Do NOT forget to give your story a TITLE.

carry	shopping list	take	cashier	money
trolley	carton	fruit	cheerful	supermarket

My Shopping Spree

It was a bright Saturday morning. My mum and I had to go for our usual grocery shopping. We quickly got ready and boarded the 9 O'clock bus to town.

As soon as we reached town, we went to Extra Supermarket where we usually do our shopping from. We had a lot of things to buy so my mum took a trolley to help us carry the items. We headed towards the shelves where the grocery items were placed.

My mum picked the items from the shelves while I read the shopping list to her. Soon we had put all the items from our list in our trolley. My mum also put some fruits and a carton of milk in the trolley before we went to the cashier.

The cashier helped us to cash the items. I placed the items on the counter and the cashier scanned them while my mum packed it in boxes so that it is easy for us to carry it home. When the last item was scanned, the cashier who was cheerful young lady told us the total cost of our grocery. My mum gave her a hundred dollar note and the cashier gave her change and thanked us for shopping and wished us a good day.

Lastly, we went to a restaurant and had our lunch. I ate sausage and chips while my mum ate chilli chicken. After we had had our lunch, we ate an ice-cream each and boarded the bus to return home. It was such a tiring task but I enjoyed my day with my mum.

## Answers

School: Lovu Sangam School

Year : 4

Subject: Mathematics

Worksheet #: 4

### Answers:

#### A:

- |           |            |
|-----------|------------|
| 1. 10 mm  | 2. 20 mm   |
| 3. 30 mm  | 4. 40 mm   |
| 5. 100 cm | 6. 200 cm  |
| 7. 300 cm | 8. 400 cm  |
| 9. 1000m  | 10. 2000m  |
| 11. 3000m | 12. 5000 m |

#### B:

1km	10 m	1 km	200 cm
-----	------	------	--------

Answers

School: Lovu Sangam School

Year : 4

Subject: Mathematics

Worksheet #: 5

Exercise:

1.  $P = 9\text{cm} + 3\text{cm} + 9\text{cm} + 3\text{cm}$   
24cm

2.  $P = 6\text{cm} + 4\text{cm} + 6\text{cm} + 4\text{cm}$   
20cm

3.  $P = 7\text{cm} + 7\text{cm} + 7\text{cm} + 7\text{cm}$   
28cm

4.  $P = 10\text{cm} + 4\text{cm} + 10\text{cm} + 4\text{cm}$   
28cm

1.  $P = 4\text{cm} + 2\text{cm} + 4\text{cm} + 2\text{cm}$   
12cm

2.  $P = 3\text{cm} + 3\text{cm} + 3\text{cm} + 3\text{cm}$   
12cm

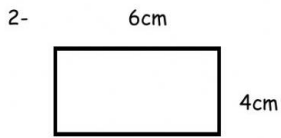
3.  $P = 4\text{cm} + 3\text{cm} + 4\text{cm} + 3\text{cm}$   
14cm

4.  $P = 6\text{cm} + 2\text{cm} + 6\text{cm} + 2\text{cm}$   
16cm

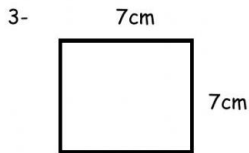
Calculate the perimeter of the following rectangles and squares.



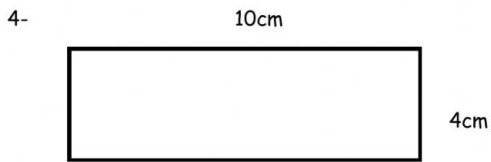
Perimeter= \_\_\_\_\_



Perimeter= \_\_\_\_\_

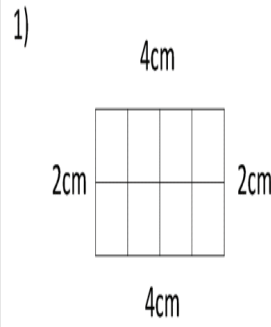


Perimeter= \_\_\_\_\_

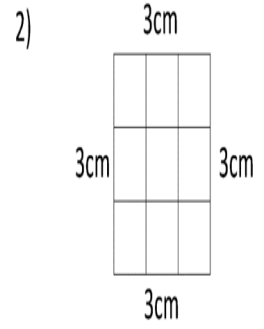


Perimeter= \_\_\_\_\_

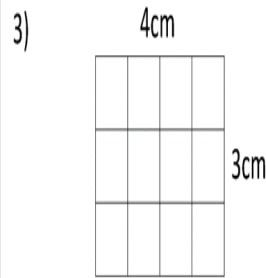
Work out the perimeter of the following rectangles:



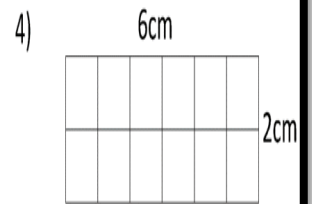
Perimeter = \_\_\_\_\_ cm



Perimeter = \_\_\_\_\_ cm



Perimeter = \_\_\_\_\_ cm




Perimeter = \_\_\_\_\_ cm



**Answers:**

1. What are some of the ways we can assist people with disabilities?
  - Do not tease people with disability.
  - Do not laugh or make fun of people with disabilities.
  - Appreciate their abilities.
  - Accept them as a friend and treat them with love and respect.
2. Why should we respect others?  
We should respect others so that they respect us too.
3. Name a school that caters for disability children.  
Lautoka Special School  
Sunshine Special School  
Hilton Special School

**Draw one way we can assist people with disability**



**School** : Lovu Sangam School

**Year/ Level** :\_4 **WORKSHEET # 5**

**Subject** : Healthy Living.

**Answers:**

Write **TRUE** or **FALSE**.

1. Do not give rude remarks. True
2. Handicapped people are normal. True
3. Never disrespect anyone. True
4. Make friends with handicapped children. True
5. We are all human beings. True

Answers

School: Lovu Sangam School

Year : 4

Subject: Hindi

Worksheet #: 4

वचन:

एक वचन

बहुवचन

१. चूहा

-

चूहें

२. बिल्ली

-

बिल्लियाँ

३. लड़का

-

लड़कें

४. माला

-

मालाएँ

५. मछली

-

मछलियाँ

६. वह

-

वे

७. लड़की

-

लड़कियाँ

८. रोटी

-

रोटियाँ

९. जूता

-

जूतेँ

१०. पत्ता

-

पत्तेँ



Answer

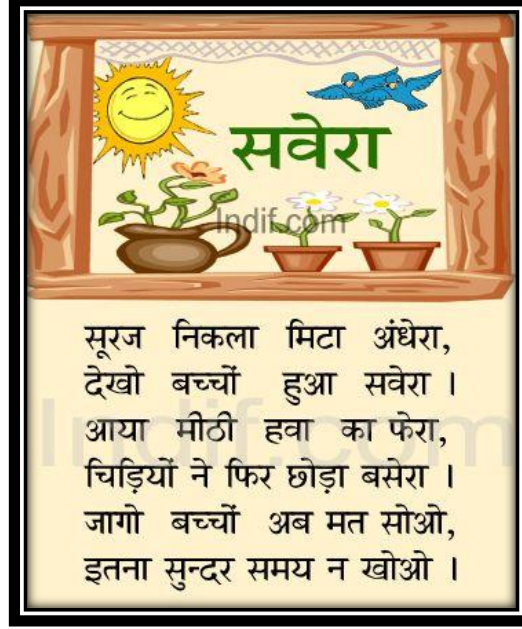
School: Lovu Sangam School

Year : 4

Subject: Hindi

Worksheet #: 5

कविता:



वर्तनी: सूरज, मिटा, बच्चों, हवा, सवेरा,  
छोड़ा, अब, समय, मत, का

सवाल:

१. सूरज निकलने से क्या हुआ ? अंधेरा मिट गया ।
२. कैसी हवा का फेर आया ? मीठी हवा का फेरा आया ।
३. चिड़ियों ने क्या किया ? चिड़ियों ने फिर छोड़ा बसेरा ।
४. बच्चों को क्या नहीं करना चाहिए ? देर तक सोना नहीं चाहिए ।

शब्द निर्माण:

१. स - समय सुन्दर सवेरा साथ
२. फ - फल फूल फेरा फिर
३. ह - हम हवा हल हँस

ANSWER SHEET WEEK 4

ITAUKEI

YEAR 4

VINAKA NI VUAKA	NA CA NI VUAKA
1.volitaki bulabula me rawa kina nai lavo.	1.manumanu duka
2.susugi tu me kani oga.	2.rawa ni vaka vu mate
3.kakana vakaturaga.	3.boi levu na kenai boi
4.vakamatei me volitaki	4.vakacaca teitei
5.rawa ni tauyavu kina na bisinisi.	5.kauta main a lago.

ANSWER SHEET WEEK 5

ITAUKEI

YEAR 4



### **MINI RESEARCH**

Ask your parents to help you find out information about a very important person in your community.

1. What is his/her name?  
Mr Rajnil Deo.
2. Where was he/she born?  
He was born in Lautoka.
3. Where does he/ she work?  
He is a school teacher.
4. Describe the work that you do?  
I teach Geography, History and English to secondary school students and I am the head of the Social Science Department.
5. What lessons has your work life taught you?  
Patience.
6. If you could do anything now, what would you do to help and assist the people in your community?  
Create awareness on Covid Safety protocols in my community.

School : Lovu Sangam School  
Subject : Social Studies.

Year/ Level : 4 WORKSHEET # 5

### **MINI RESEARCH**

Talk to people who have lived in your community in the last ten years and ask them to explain the changes that have occurred in the last ten years.

1. What changes have occurred in the last ten years?  
New houses, road, shop are being built.
2. Which of the changes above would you classify as good and bad?  
All are good changes however new houses have added to noise, air and land pollution.
3. Are there more people living in the community now than before?  
Yes, there are more people now.
4. List the things that have not changed and continue to happen.  
People still help and support each other.

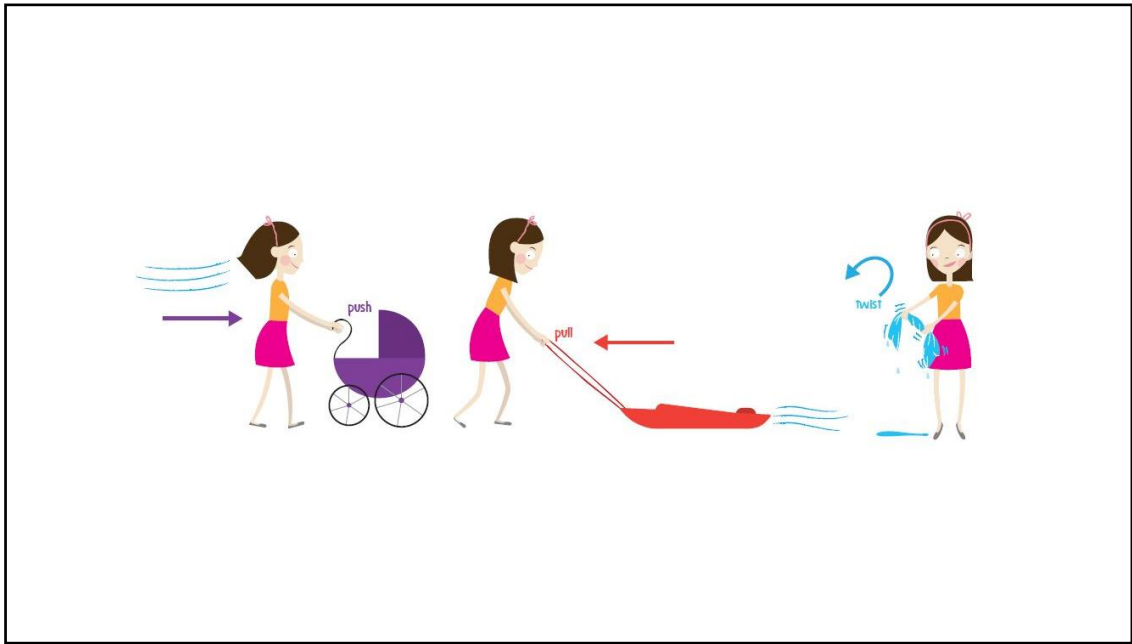
**Draw any changes that has taken place in your community**



**HOME PACKAGE WORKSHEET 4**  
**ANSWER SHEET- ELEMENTARY SCIENCE**  
**YEAR 4**

**Activity**

1. Draw the 3 types of forces.




**HOME PACKAGE WORKSHEET 4**  
**ANSWER SHEET- ELEMENTARY SCIENCE**  
**YEAR 4**

Draw a different position, motion and force you can think of.

Position



Motion



Force

