



ARISE! AWAKE! AND STOP NOT TILL THE GOAL IS REACHED

THEN INDIA SANMARGA IKYA SANGAM FIJI

**RAVI RAVI SANGAM SCHOOL**



P. O. Box 277,  
Ba, Fiji.

Regd. 1077

Ph: 4501548

13

email: raviravi.sangam@yahoo.com

## Realigned Weekly Home Study Package

Name of Child: **SOLUTIONS**

Grade: 5

---

Subjects for this week:

1. Elementary Science
  2. Healthy Living
  3. Social Studies
  4. Mathematics
  5. English
  6. Art & Craft
  7. Music
  8. Physical Education
  9. Hindi
- 




<b>STRAND</b>	2- Matter
<b>SUB-STRAND</b>	<b>S2.2</b> Materials
<b>CONTENT LEARNING OUTCOME</b>	Recap of <b>S5.2.2.2</b>

## LESSON NOTES-

### Why Recycling is Important?

- ↗ Recycling is making new things out of used or old materials.
- ↗ Recycling help to cut down the amount of waste thrown away and conserve our natural resources.
- ↗ The recycling processes - reduce, reuse and recycle.

### The Recycling Processes



### Non-recyclable Materials

- ↗ There are materials that we use that cannot be recycled.
- ↗ These materials cause harm to the environment and the living things.
- ↗ Some examples are plastics, old tyres and aerosol cans.

### Activities

1. Define the term recycling.

- ✓ **Recycling is making new things out of used or old materials.**

Define the term non-recyclable materials.

- ✓ **Are things that cannot be recycled.**

2. List down two examples of recyclable materials.

- ✓ **Newspapers**
- ✓ **cardboards**

3. List down two examples of non-recyclable materials.

- ✓ **plastics,**
- ✓ **old tyres**
- ✓ **aerosol cans**

<b>STRAND</b>	<b>Strand 2 Building Healthy Relationships</b>
<b>SUB-STRAND</b>	<b>H5.2.2.2 Resilience and Proactive Behaviour</b>
<b>CONTENT LEARNING OUTCOME</b>	<b>Recap of H5.2.2.1 and H5.2.2.2</b>

**LESSON NOTES-**

**Activities**

1.) **True / False –write down true/false for the sentences given below.**

- (i) A good negotiator must react sensibly. **True**
- (ii) We should not present our ideas in an honourable way. **False**
- (iii) Be a good listener by understanding the situation well. **True**

2.) **Short Answer Questions**

- (i) **Define refusal skills.**
  - ✓ **Are set of skills designed to help children avoid participating in high risk behaviours.**
- (ii) **List down two tips that will keep you safe.**
  - ✓ **Refuse – “don’t feel like it.” “ No way”.**
  - ✓ **Make an excuse –**
  - ✓ **Come up with a better idea.**
- (iii) **Define negotiation skills.**
  - ✓ **Negotiation is a method by which people settle differences.**
  - ✓ **It is a process by which agreement is reached while avoiding argument and dispute.**

3.) **Place the following behaviours under the correct headings in the table provided :**

bullying, harassment, teasing, humility, smile, apologetic, gossiping, swearing, courteous, respect, peace loving, tattling, forgiveness

Threatening Behaviour	Non-Threatening Behaviour
<b>bullying, harassment, teasing, gossiping, swearing, tattling</b>	<b>humility, smile, apologetic, courteous, respect, peace loving, forgiveness</b>

**1077 RAVIRAVI SANGAM SCHOOL**

**Realigned Curriculum: Weekly Home Study Package**

**YEAR/LEVEL – 5**

**SUBJECT: SOCIAL STUDIES**

<b>STRAND</b>	<b>Strand 2</b> Time, Continuity and Change
<b>SUB-STRAND</b>	<b>SS5.2.1</b> Understanding the Past
<b>CONTENT LEARNING OUTCOME</b>	Recap- <b>SS51.2.1</b>

**LESSON NOTES-**

**Activities**

**1. Define the following terms**

- (i) Mutiny – **an open rebellion against the proper authorities. Especially by sailors or soldiers.**
- (ii) Century – **a period of one hundred years.**
- (iii) Traders – **a person who buys or sells goods or stocks.**
  
- (iv) Shipwrecked – **the destruction of a ship at the sea by sinking or break up by storm.**
- (v) Sandalwood – **cultivated Indian tree that yields fragrant timber and oil.**

**2. Fill in the Blanks**

<b>law</b>	<b>European's</b>	<b>bures</b>	<b>Drua</b>
------------	-------------------	--------------	-------------

- (i) The Early Fijians used to travel from one island to another using the canoe called, **Drua**.
- (ii) The Early Fijian lived commonly in **bures**.
- (iii) The first **European's** arrival in Fiji had been accidental.
- (iv) After Fiji was ceded to Great Britain there was **law** and order amongst people

**3. Short Answer Questions**

- (i) What was the **British Royal Navy Ship** called?

✓ **Bounty**

**1077 RAVIRAVI SANGAM SCHOOL**  
**Realigned Curriculum: Weekly Home Study Package**  
**Week 4**

YEAR/LEVEL – 5

SUBJECT: Mathematics

<b>STRAND</b>	M5.1: Numbers and Numerations
<b>SUB-STRAND</b>	M1.3 Decimals
<b>CONTENT LEARNING OUTCOME</b>	Recap on the CLO of Sub- strands <u>M5.1.3.2</u> , <u>M5.1.3.2</u> and <u>M5.1.3.3</u>

**LESSON NOTES-**

Activities

1. Convert these fractions into decimals.

(i)  $\frac{2}{10} = \underline{0.2}$

(iii)  $\frac{45}{100} = \underline{0.45}$

(ii)  $\frac{24}{100} = \underline{0.24}$

(iv)  $\frac{6}{10} = \underline{0.6}$

2. Add these decimals (Always remember to keep the decimal points in a vertical, straight line.)

<p>(i)</p> $\begin{array}{r} 1.76 \\ + 3.21 \\ \hline 4.97 \end{array}$	<p>(ii)</p> $\begin{array}{r} 51.76 \\ + 23.21 \\ \hline 74.97 \end{array}$	<p>(iii)</p> $\begin{array}{r} 2.01 \\ + 7.65 \\ \hline 9.66 \end{array}$	<p>(iv)</p> $\begin{array}{r} 61.76 \\ + 13.21 \\ \hline 74.97 \end{array}$
---	---	---	---

3. Subtract these decimals (Always remember to keep the decimal points in a vertical, straight line.)

<p>(i)</p> $\begin{array}{r} 3.76 \\ - 2.21 \\ \hline 1.55 \end{array}$	<p>(ii)</p> $\begin{array}{r} 5.34 \\ - 3.01 \\ \hline 2.33 \end{array}$	<p>(iii)</p> $\begin{array}{r} 43.63 \\ - 22.64 \\ \hline 20.99 \end{array}$	<p>(iv)</p> $\begin{array}{r} \$10.50 \\ - \$2.10 \\ \hline \$8.40 \end{array}$
---	--	--	---

4. Solve the following:

<p>(i) <math>10 \times 0.04 = \underline{0.4}</math></p>	<p>(ii) <math>10 \times 0.56 = \underline{5.6}</math></p>	<p>(iii) <math>10 \times 8.45 = \underline{84.5}</math></p>
<p>(iv) <math>0.7 \div 10 = \underline{0.07}</math></p>	<p>(v) <math>0.7 \div 100 = \underline{0.007}</math></p>	<p>(vii) <math>34.9 \div 100 = \underline{0.349}</math></p>

**1077 RAVIRAVI SANGAM SCHOOL**  
**Realigned Curriculum: Weekly Home Study Package**

**YEAR/LEVEL – 5**

**SUBJECT: English**

**Listening and Speaking**

For this strand – Study the picture with your **family members** and discuss the questions given below. (***Just do oral discussions, you don't have to write the answers***)



**Oral Questions**

- ↻ **What can you see in the picture?**
- ↻ **Make a guess, how the fire started?**
- ↻ **How can you prevent accidents as such?**
- ↻ **What are some common causes of house fires in Fiji?**

## Reading and Viewing

### Police Probe Fire

POLICE are investigating a fire *incident* that destroyed four classrooms, a library, and an office at Batirilagi Primary School in Macuata.

The students were sent home yesterday morning after police and fire officers *sealed off* the area.

Divisional Police Commander North Senior Superintendent Naulumatua Lutunacaucau said the fire started after 5pm on Tuesday.

"The school manager *noticed* smoke coming out from one of the classrooms and he ran towards the meter box to turn off the switches," he said.

"By that time, the fire had spread and it *destroyed* the block. So they called the fire station and the firemen arrived on time to save a nearby block.

"At this stage, we are still *investigating* the **matter** and awaiting a report from the fire authority, including the cost of damage."

*School manager*, Solomone Senikuraciri said the students would begin classes again today.

The Northern Fire Authority officer-in-charge has once again *advised* the public to thoroughly check their *property* to avoid *such mishap*.

### Read the passage given above and answer these questions

- (i) Name of the school that caught fire?  
✓ **The name of the school that caught fire is Batirilagi Primary School.**
- (ii) Where is the school located?  
✓ **The school is located at Macuata.**
- (iii) Who is the Divisional Police Commander North Senior Superintendent?  
✓ **Naulumatua Lutunacaucau**

## Writing and Shaping

### 1. Write the present tense of each of the words given below.

- a. destroyed - destroy      d. noticed - notice  
b. switched - switch      e. reported - report  
c. sealed - seal      f. advised - advise

### 3. Complete these word families

a) enjoy

enjoy \_s

enjoy \_ed

enjoy \_ing

enjoy \_ment

b) recruit

\_\_\_ recruit \_s

\_\_\_ recruit \_\_\_ed

\_\_\_ recruit \_\_\_ing

\_\_\_ recruit \_\_\_ment

c) fulfil

\_\_\_ fulfil \_\_\_s

\_\_\_ fulfil \_\_\_ed

\_\_\_ fulfil \_\_\_ing

\_\_\_ fulfil \_\_\_ment

d) transport

transport \_\_\_s

transport \_\_\_ed

transport \_\_\_ing

transport \_\_\_ment

### 4. Use some of the words you have made above to complete the sentences below.

- i) Mum was fulfilled to see her daughter win the race.  
ii) The final recruitment of soldiers were done yesterday.  
iii) We were told to transport the heavy goods in the truck.  
iv) It was fulfilling to witness our school team win the soccer match.

### 5. Participants: Select proper participants from the box below to complete the given sentences.

it was delicious

The fire fighter

her beautiful dolls

the heat

the children at the hospital

ate the roast chicken

- (i) The fire fighter brave the heat to rescue the little boy.  
(ii) Seini gave her beautiful dolls to the children at the hospital.  
(iii) We ate the roast chicken and it was delicious.



**1077 RAVIRAVI SANGAM SCHOOL**  
**Realigned Curriculum: Weekly Home Study Package**  
**Week 4**

**YEAR- 5**

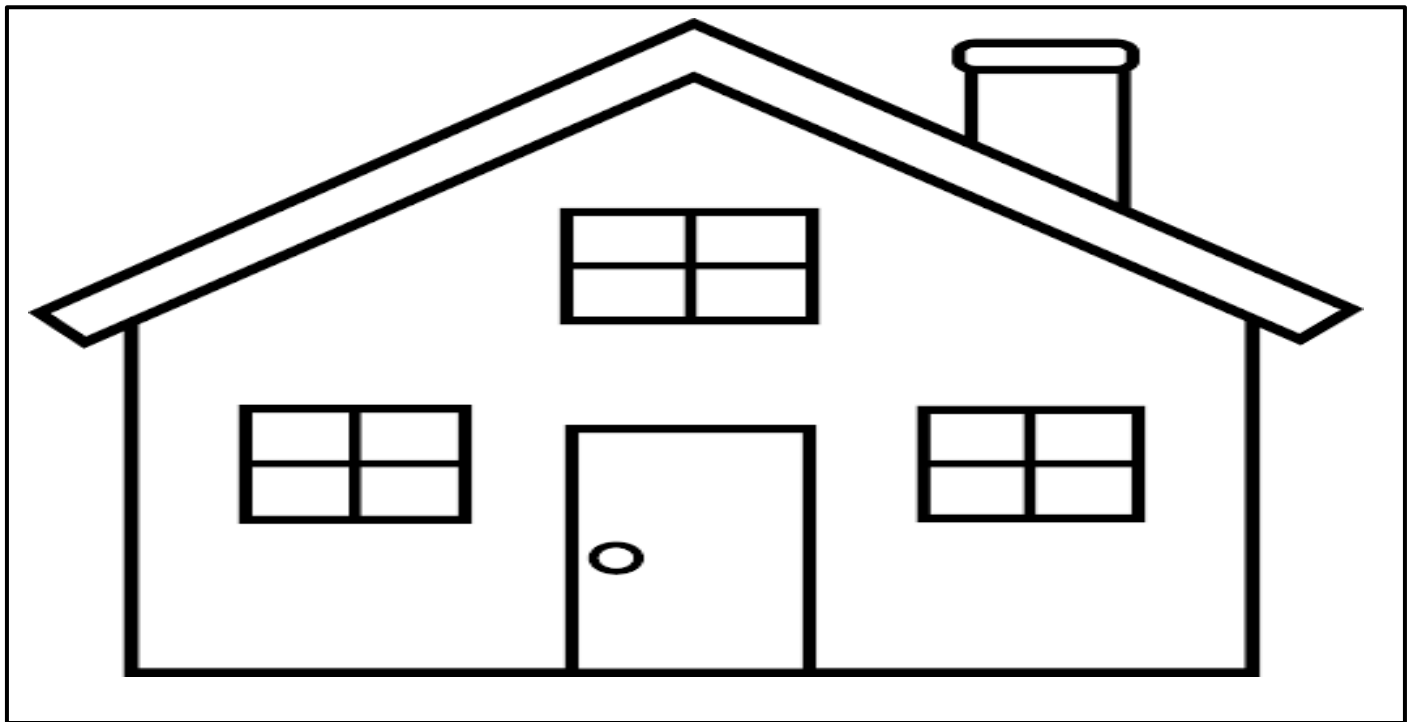
**SUBJECT: ART & CRAFT**

**Exercise**

**Paper Montage**

Paper Montage is a technique of an art production where the artwork is created using an assemblage of different forms and shapes using paper. These forms and shapes eventually create a whole image.

***Instructions – cut pieces of paper from a book, newspaper or a magazine and paste it in the diagram given below. Per attention to neatness. (Refer to the sample given on the right). PARENTS ARE STRICTLY REMINDED TO SUPERVISE WHILE THE CHILD IS DOING THIS ACTIVITY.***



***Check and mark children's creativity and effort***

**YEAR- 5**

**SUBJECT: MUSIC**

**Percussion Instruments**

Percussion instruments include **any instrument that makes a sound when it is hit, shaken, or scraped**. Some percussion instruments are tuned and can sound different notes, like the xylophone, timpani or piano, and some are un - tuned with no definite pitch, like the bass drum, cymbals or castanets.



**Draw, name and colour 3 percussion musical instruments.**



**Guitar**



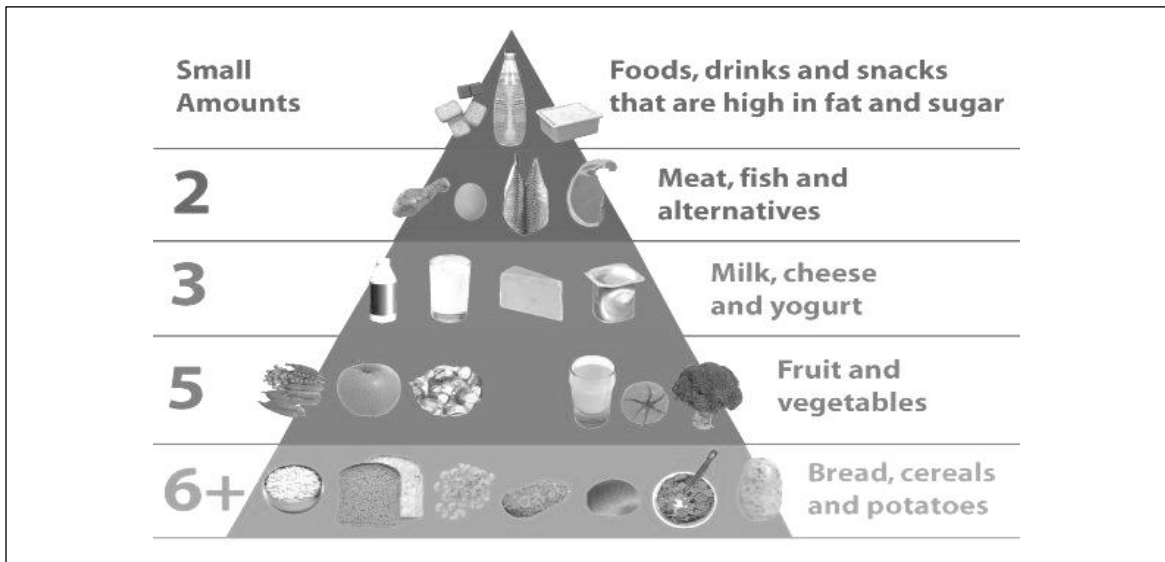
**Piano**



**Drum Set**

**Healthy Food for a Healthy Body**

**Eating healthy is good for your overall health** – and there are many ways to do it. Making smart food choices can also help you manage your weight and lower your risk for certain chronic (long-term) diseases. When you eat healthy, you can reduce your risk for: Obesity. We should always have a balanced meal. Balanced diet means having food from all the three food groups; Protective, body building and energy giving.



**Activity**

**Write each of the food item given below under the headings given.**

Apple	Cheese	Cabbage	Chicken	Noodles
Orange	Eggs	Rice	Flour	

<b><u>Protective/Healthy Food</u></b>	<b><u>Body Building Food</u></b>	<b><u>Energy Giving Food</u></b>
Apples Oranges cabbage	Egg Chicken Cheese	Rice Flour Noodles


**1077 RAVIRAVI SANGAM SCHOOL**  
**Realigned Curriculum: Weekly Home Study Package**

YEAR/LEVEL – 5

SUBJECT: HINDI

**Listening and Speaking - अपने धर्म (Religion) की रक्षा पर चर्चा।**

धर्म हर किसी के जीवन में बहुत महत्वपूर्ण है। हमारा धर्म हमारी दैनिक गतिविधियों पर हमारा मार्गदर्शन करता है।



अपने माता-पिता के साथ इस बारे में गहन चर्चा करें कि आप अपने धर्म का संरक्षण और अभ्यास कैसे कर सकते हैं।

**Reading and Viewing – कहानी को पढ़ें और मौखिक (Oral) रूप से प्रश्नों पर चर्चा करें।**

एक शेर जंगल में सो रहा था तभी एक चूहा उसके शरीर के ऊपर-नीचे भागने लगा। इसने शेर को जगा दिया। वह चूहा खाने ही वाला था कि चूहे ने शेर से उसे मुक्त करने का अनुरोध किया। यदि तुम मुझे बचाओ तो मैं किसी दिन तुम्हारी बहुत सहायता करूंगा।” एक दिन, कुछ शिकारी जंगल में आए और शेर को एक पेड़ से बांध दिया। शेर को मुक्त करने के लिए चूहे ने जल्दी से रस्सियों को काट दिया।

**कहानी का नैतिक:** दयालुता का एक छोटा सा कार्य बहुत आगे बढ़ सकता है

- कहानी में मुख्य पात्र कौन हैं?
- कहानी से क्या शिक्षा मिलती है?
- शेर को बचाने के लिए चूहे ने क्या किया?

## Writing and Shaping – सर्वनाम (Pronouns)

सर्वनाम क्या हैं? सर्वनाम वे शब्द हैं जिनका प्रयोग संज्ञा के स्थान पर किया जाता है।

### उदाहरण

मैं, वह, आप, यह, वह, मेरा, यहाँ, कहाँ, आदि।

- वे कल सुवा जाएंगे।
- तुम शहर कब जा रहे हो?

सर्वनाम (Pronouns)

नीचे दिए गए वाक्यों में सर्वनाम (Pronouns) को पहचानिए और रेखांकित (Underline) कीजिए।

1. राम **कहाँ** रहता है?
2. **यह** किसकी किताब है?
3. देखो **वह** सड़क पर खेल रहा है।
4. अच्छे बच्चे हमेशा **अपने** बड़ों का सम्मान करते हैं।
5. **तुम** सब बहुत शोर मचा रहे हो।

Culture - दिए गए चित्रों के नाम लिखिए। नीचे दिए गए शब्दों का प्रयोग करें।

झंडा


रंगोली

दीया

ओम




दीया



झंडा



ओम



रंगोली

