



MADHUVANI SANGAM PRIMARY SCHOOL

WEEKLY HOME STUDY PACKAGE 6 COVID- 19 (EXTENDED SCHOOL BREAK)

SUBJECT	ENGLISH	YEAR	6
NAME		ADDRESS	

STRAND	Reading and Viewing
SUB-SRAND	Literacy Text
CONTENT LEARNING OUTCOME	-Read and understand the given passage. -Answer the given questions.

WEAR A SCHOOL HAT

I think all children should wear school hats when playing outside at school. Some reasons for this are listed below.

Doctors have found out that too much sun is bad for our skin and may cause skin cancer later in life. Wearing a hat can protect children out in the sun.

The shape of the hat is important. Children should wear hats with broad brims or back flaps to keep the sun off their ears and neck.

Too much sun also hurt children's eyes so it is **important** to keep them shaded.

Some people think that just using sunscreen will keep them **safe**, but this wears off after a few hours. A hat stays on all day.

Hats and caps can also help you feel cool on a hot day. They can make you look good too.

So I think all children should wear a hat or cap to keep them cool and safe when in the sun.

Activities Week 8

1. According to the writer when should children wear hats?

2. What have the doctors found out?

3.The synonym of the word **important** in line 7 is _____ .

4.The antonym of the word **safe** in line 8 is _____ .

5. Which of the following statements is not true?

- A. Doctors have found that too much sun can cause cancer.
- B. Wearing a hat can protect children in the sun.
- C. Hats can make people look good.
- D. Sun screen will keep people safe all the time

Week 9 Activities

ACTION VERBS

Complete the sentences given below by adding suitable action adverbs in the boxes given.


rescued	caught	shook	escaped	sold
---------	--------	-------	---------	------

1. The fire fighters _____ the little boy from their burning home.
2. When the water rose up, we packed our belonging and _____ to higher ground.
3. Marika _____ his house to Michael.
4. When the earthquake _____ the building, everyone ran under the table.
5. The thief stole Mr. Prasad's car but they were later _____ by the police.

Homonyms

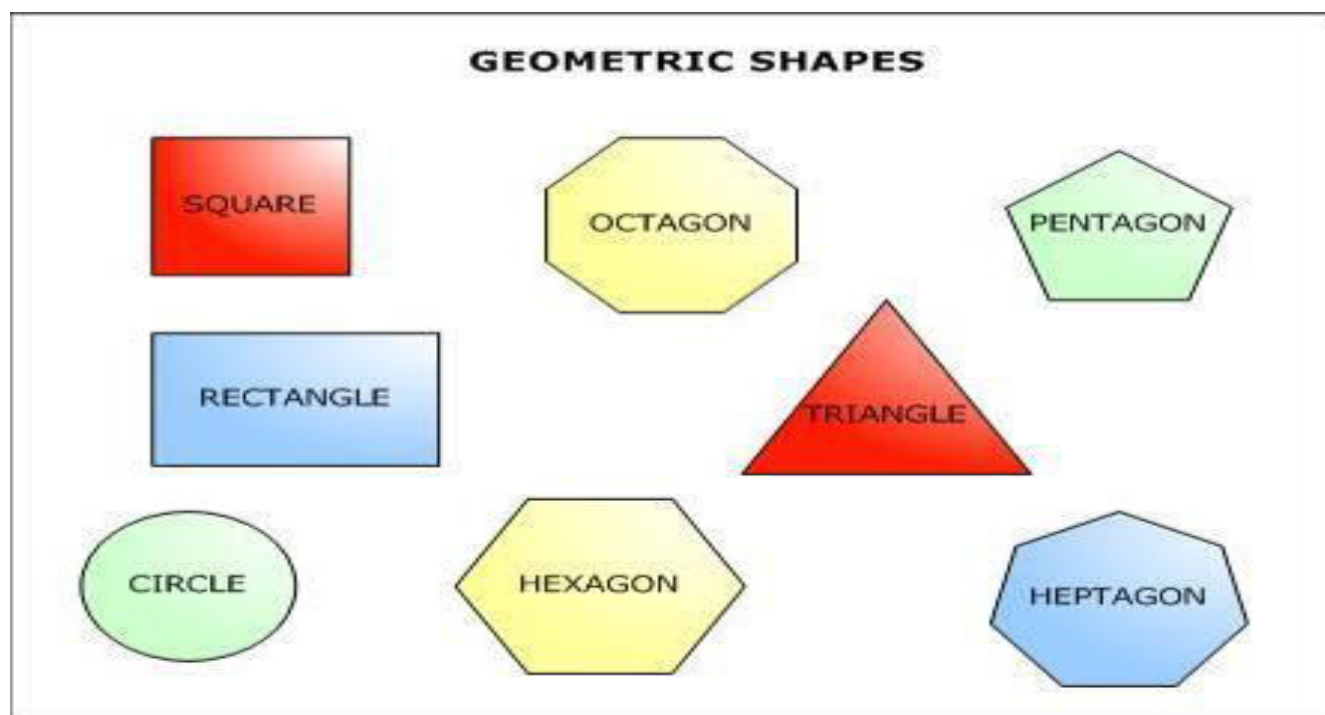
choose the correct word from the words given in the brackets. Write the word you choose in the blank space provided.

1. The _____ from the Pine trees smells good. (scent/sent)
2. You must never _____ papers because they are made from trees. (waste/waist)
3. Mother used the _____ to make some roti. (flower/flour)
4. Sushila uses her _____ hand to write. (write/right)
5. It is rude to _____ at people. (stare/stair)

	MADHUVANI SANGAM PRIMARY SCHOOL		
	WEEKLY HOME STUDY PACKAGE 6 COVID- 19 (EXTENDED SCHOOL BREAK)		
SUBJECT	MATHS	YEAR	6
NAME		ADDRESS	

STRAND	Geometry
SUB-SRAND	Shapes
CONTENT LEARNING OUTCOME	Identify and explain properties of polygons up to 8 sides

Shapes are either in 2D or 3D forms. 2D or 2 dimensional shapes . They are flat and have a length (height) and width.



Week 8 Activities

.STUDY THE REGULAR POLYGONS

Fill in the table below with correct information from the 2D shape above. The first one is done for you.

Names	Number of sides	Number of angles
triangle	3	3

Week 9 Activities

1.How many angles does a heptagon has?

2.What is the difference between a rectangle and a square?

3.Name 8 sided figure.

4.Draw and name the six-sided figure.



MADHUVANI SANGAM PRIMARY SCHOOL

WEEKLY HOME STUDY PACKAGE 6 COVID- 19 (EXTENDED SCHOOL BREAK)

SUBJECT	HEALTHY LIVING	YEAR	6
NAME		ADDRESS	

STRAND	Personal And Community Hygiene
SUB-STRAND	Personal Hygiene And Sanitation
CONTENT LEARNING OUTCOME	Develop and show competence in providing First Aid skills.

FIRST AID SKILLS

1. **First Aid** is the first help or immediate care given someone who has suddenly sickened or been hurt in an accident.

2. A **first aid kit** is a collection of needy things

3. A **first aid kit contains**

Bandages

Cottonwool

Plaster

Scissors

Antiseptic

Piece of soap


Piece of clean cloth

Importance of a first aid kit

No one knows when a person can get hurt



What a first aid kit should have:



Week 8 Activities

1. Define First Aid.

2. When do we need First-aid?

3. List some of the items a First-aid kit contains.

4. List different types of accidents.

Week 9 Activities


1. Tell one importance of first aid.

2. Is first-aid kit important in our homes? If yes, then tell how?

3. Name some items a first aid kit should have.

4. Draw a first aid kit box.



	MADHUVANI SANGAM PRIMARY SCHOOL		
	WEEKLY HOME STUDY PACKAGE 6 COVID- 19 (EXTENDED SCHOOL BREAK)		
SUBJECT	HINDI	YEAR	6
NAME		ADDRESS	

Week 8 Activities

व्याकरण इन वाक्यों को पूरा करो:

पर	बहुत	गह	जागा	रहा
रोती	के	की	आई	लिखती

१. गीता चिट्ठी ----- है ।

२. लीला की माँ ----- है ।

३. उसका घर नदी ----- किनारे है ।

४. उस ----- टोपी गिर गई ।

५. बापूजी भूख से ----- है ।

६. निखिल गाना गा ----- है ।

७. रमेश तो अभी पाठशाला ----- ।

८. उसके घर में आग लग ----- ।

९. वह ----- अच्छा है ।

१०. हम गरीबी ----- दूर करना चाहिए ।

विलोम शब्द (opposite)

क. इन शब्दों का विलोम शब्द के खाल वाले अक्षर पर गोलाकार निशान बनाइए ।

१. अच्छा

क बुरा ख अच्छाई ग अच्छी घ असली

२. जी हाँ

क हाँ ख हाँ ग जी नहीं घ जी हाँ

३. उतरा

क चढ़ा ख चढ़ी ग कुड़ा घ टीरा

४. आज

क अभी ख बीता ग कल घ रात

५. रात

क दिन ख राती ग अन्धेरा घ रैन



MADHUVANI SANGAM PRIMARY SCHOOL

WEEKLY HOME STUDY PACKAGE 6 COVID- 19 (EXTENDED SCHOOL BREAK)

SUBJECT	SOCIAL STUDIES	YEAR	6
NAME		ADDRESS	

STRAND	Resources and Economic Activities
SUB-SRAND	People and Work
CONTENT LEARNING OUTCOME	Gather information and discuss about the different aspects of works, career path and their effects on the workplace and its people

Getting a Paid Work.

1. We need to know the career pathway to follow so that our goal towards the occupation that we want is achieved.
2. It should start from primary school through the subjects that we learn going through to secondary school.
3. While in tertiary school, there are specialized subjects that we must learn through skills training that will prepare us for the job that we wanted.

For example, if you want to become a doctor, you need to learn science subjects like chemistry, and biology in school. After leaving school, you need to continue your education in the Fiji School of Medicine and after completing six years of training; you will graduate and become a doctor working in hospitals.

THE EMPLOYERS AND EMPLOYEES

1. In any work place, there are two parties involved known as the **employer** and the **employee**.
2. They have to work together so that the consumers are being provided with services that they need.
3. **An employer** is a person or organization that provides work.
4. **Employees** are people doing the work for the employer.
5. An employer provides employees with employment.

For example: The Ministry of Education provides employment for teachers. So the Ministry of Education is the employer while the teachers are the employees and their employment is to teach.

Week 8 Activities

1. How is the subject we are doing in school related to the job we do in future?

2. In which institution we have subject specialist?

3. If you want to become a doctor, which subject you should study?

4. In any workforce, what are the two parties involved?


Week 9 Activities

1. Define the term employment.

2. What is the difference between an employer and employee?

3. Who provides employment to employees?

4. Give some examples of paid jobs done by people.

	MADHUVANI SANGAM PRIMARY SCHOOL		
	WEEKLY HOME STUDY PACKAGE 6 COVID- 19 (EXTENDED SCHOOL BREAK)		
SUBJECT	VOSA VAKA VITI	YEAR	5
NAME		ADDRESS	

Mo vola na veika ka toqai koto qori e ra kina nomu I vola ni veikavakaviti.

A i Wiliwili Vaka-Viti

10 na ibe sa dua na sasa
 10 na mana sa dua nai kasi
 10 na qio sa dua na laca
 10 na moto sa dua na tuatua
 10 na waqa vakaviti sa dua na uduudu
 10 na toa sa dua na sogal0 na niu sa dua nai qali
 10 na vuaka sa dua na rara
 10 na lairo sa dua na doini
 10 na dalo sa dua na i vutu
 10 na matau sa dua na watu
 10 na uvi sa dua na duqe
 10 na vai sa dua na tabakau
 10 na tamata sa dua na kumakumare
 10 na tavaya waiwai sa dua na buru
 10 na voivoi sa dua na i buki,,
 10 na duna sa dua na dali,
 10 na masi sa dua na doko,
 10 na tabakau sa dua na kau,
 10 na kula sa dua na mulo,
 10 na kuro sa dua na sala,
 10 na uto sa dua na sole,
 10 na qari sa dua na watu,
 10 na takia sa dua na uduudu

CAKACA LAVAKI

Vosa Tautauvata:

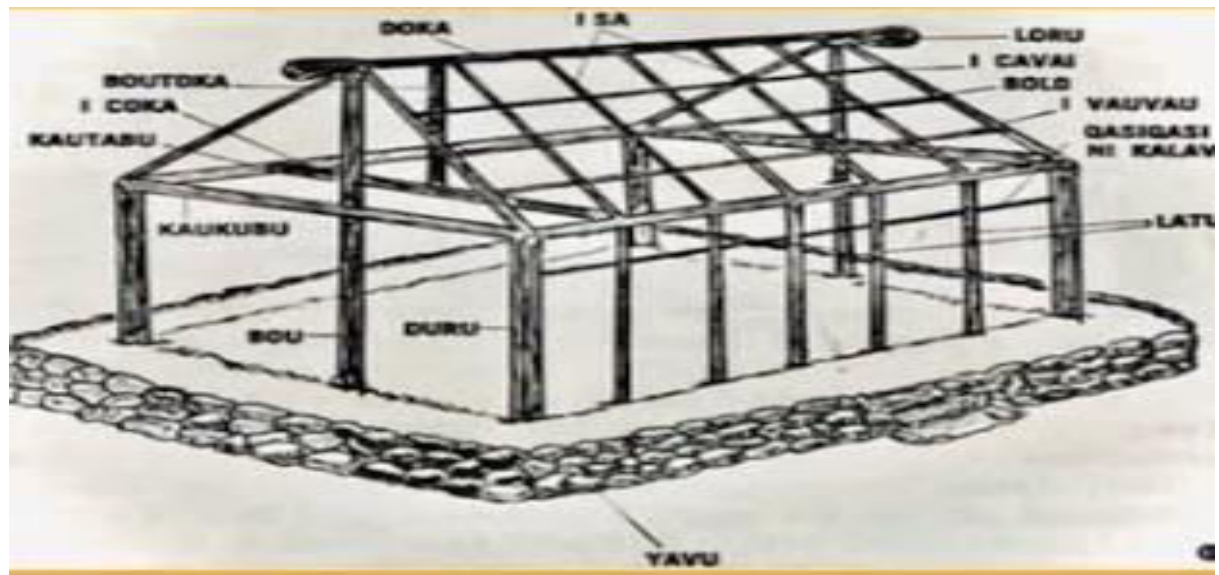
i tovo matau –

tatakelokelo –

suka mai –

mata vakamalua –

vakabalea –



CAKACA LAVAKI : VEIBASAI

VOLA MAINA VEIBASAI NI VEIVOSA KA KOTO QORIERA:

Vakataratutu –

Cagi donu –

I Tovo matau –

Toka donu –

Udu –


Vakabalea –

Tatakelokelo-

Madu –

Vakacalataka

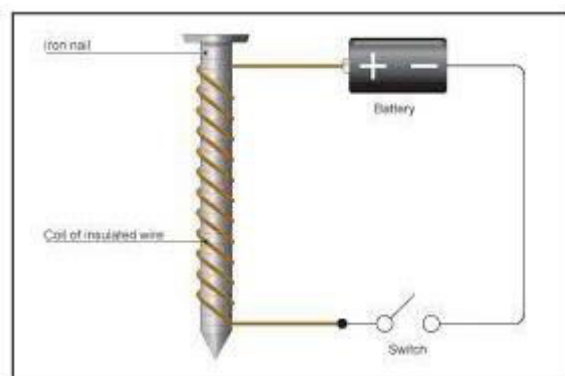
Suka lala –

	MADHUVANI SANGAM PRIMARY SCHOOL		
	WEEKLY HOME STUDY PACKAGE 6 COVID- 19 (EXTENDED SCHOOL BREAK)		
SUBJECT	ELEMENTARY SCIENCE	YEAR	6
NAME		ADDRESS	

STRAND	Energy
SUB-STRAND	Energy Source and Transfer
CONTENT LEARNING OUTCOME	Investigate simple electrical devices to demonstrate how electrical energy is transferred and transformed such as light circuit, buzzer, electromagnet, a motor.

ELECTROMAGNETISM

1. Electrical energy is stored in the battery.
2. The electro-magnet can only work when there is a closed circuit.
3. The circuit is closed, electricity flows through the wires coiled round the iron nail.
4. The nail becomes a magnet
5. No electricity flows through the wires, the nail no longer behaves like a magnet.
6. An iron nail can become a magnet by passing electricity through wires coiled around it.
7. A magnet made in this way is called an **ELECTROMAGNET**.



ELECTROMAGNETS IN OUR DAILY LIFE

1. Electromagnets are common in everyday appliances.
2. **Electromagnets are found in**

doorbells, hard drives, speakers, trains, anti-shoplifting systems, MRI machines, microphones, home security systems, DVD tape decks, motors

1. **It is also found in small motors around the workshop of a house**, such as electric drill, electric sander and in kitchen appliances, such as blender, food processor, vacuum cleaner, wash machine, dryer Electric shaver.

Week 8 Activities

1.Name one source of electrical energy used to make buzzer.

2.Define closed circuit.

3.Can the electricity flow in the open circuit?

4.What is electro-magnet?

Week 9 Activities

1.What are the items used to make simple electro-magnet?

2.Where is electro-magnet found?

3.List some equipment's that have electro-magnet in it that we use every day?

4.Draw a simple electro-magnet.

