

1076 NADI SANGAM SCHOOL

HOME STUDY PACKAGE 1 1

SOLUTIONS

YEAR 7



2021

**1076 NADI SANGAM SCHOOL  
WEEKLY HOME STUDY PACKAGE 11**

Subject: ENGLISH

**SOLUTION**

Year/Level : 7

**PART IDICTIONARY, LIBRARY AND MASS MEDIA**

**Dictionary**

Study the dictionary entry below to answer the question 1 and 2.

**Cheeky** *adj.* (**cheekier, cheekiest**) cheerfully disrespectful.

- **Cheekily** *adv.* **cheekiness** *n.*

Source : Oxford English Mini Dictionary

1. Which of the words listed in the dictionary entry is the **head word**.  
A. **cheeky**                      B. cheekier  
C. cheekily                      D. cheekiness
2. Which part of speech is the word **cheekiest** used in the extract?  
A. noun                      B. verb                      C. adverb                      D. **adjective**

**Library**

1. What information would you find on the spine of a book?  
**Books Title, Author, Publisher**
2. In which category in the library would you find a book named “Mr. Twiddle by Enid Blyton”?  
**Fiction Section**

**Mass Media**

1. State an advantage of television over radio?  
**Able to see video/ live footage**

**PART II**

**USAGE**

(5 marks)

1. **In each space, write one word which makes sense in the story given below.**

Read the whole story before beginning to write.

The family turned the cave into their rainy season home and called it Rock Castle. They were very happy to discover that it was full of salt. After this, they **decided** to move some of their animals and make a farm house **as** well. They did this in a new part of **the** Island, close to a plain which had lots of cotton bushes **on** it.

**1076 NADI SANGAM SCHOOL**  
**WEEKLY HOME STUDY PACKAGE 11**

Subject: Mathematics

Year/Level : 7



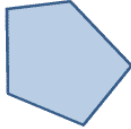
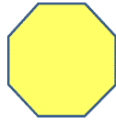
<b>Strand</b>	<b>M 4: GEOMETRY</b>
<b>Sub Strand</b>	<b>M 4.2: Shapes</b>
<b>C L O</b>	<ul style="list-style-type: none"> <li>➤ Name and classify all shapes and solids using their properties.</li> <li>➤ Identify and name the edges, corners and faces of 3D shapes.</li> <li>➤ Construct platonic solids using different shapes.</li> </ul>

**SHAPES POLYGONS** *Achievement Indicator:*

❖ Understand properties- line segments, rays, parallel lines, curves, polygons of 10 or more sides and circles.

Polygons are 2-dimensional shapes. They are made of straight lines and the shape is "closed" (all the lines connect)

**Exercise:**

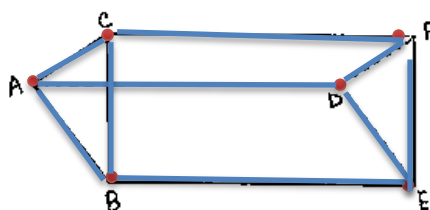
1. Indicate whether it is a polygon or not a polygon. Give a reason for your answer.		2. State if the polygon is regular or irregular. Give a reason for your answer.	
<p>a)</p>  <p>Polygon because it's a closed shape.</p>	<p>b)</p>  <p>Not a polygon because it is open.</p>	<p>a)</p>  <p>Irregular polygon because the sides and the interior angles are not of equal size.</p>	<p>b)</p>  <p>Regular polygon because all sides and interior angles are the same size.</p>

3. Names shapes with **9 sides – nonagon**  
**10 sides – decagon**  
**11 sides – hendecagon**  
**and 12 sides - dodecagon**

**3 DIMENSIONAL SHAPES**

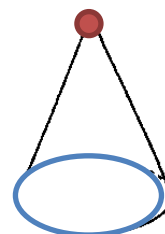
**EXERCISE:**

1. Colour the faces yellow, edges blue and vertices red then work out its number of faces, vertices and edges of the following solids.



**triangular prism**

faces = 5 vertices = 6 edges = 9



**cone**

faces = 2 vertices = 1 edges = 1

NB.: Colour inside should be yellow.

**1076 NADI SANGAM SCHOOL**  
**YEAR 7**  
**BASIC SCIENCE**  
**WEEKLY HOME STUDY PACKAGE 11**  
**SOLUTION**

**Exercise: The Auditory System**

1. Copy and complete.

The outer ear collects the sound and directs it to the ear canal which passes it on to the ear drum. The ear drum vibrates which makes the ossicles vibrate.

2. Answer the questions in complete sentences.

a.) What do the ossicles do? Ossicles send the eardrum vibration to the inner ear.

b.) What do you think might happen to your sense of hearing if you damage any of these organs in your ear? We might get deaf and lose our hearing ability.

3. Conclusion:

a.) Why should we take care of our ear?

We should take care of our ears as it enables us to hear which is very important in our life to communicate with others

b.) Make a list of how we can take care of our ear. (3-4 ways)

1. Do not poke any sharp material inside your ear.

2. Do not hear extra loud music and keep the volume of earphones low when listening music.

3. Clean your ear with soft cotton or tissue paper gently.

1076 NADI SANGAM SCHOOL

YEAR 7

WEEKLY HOMESTUDY PACKAGE 11 **SOLUTION**



**Solution**

इस कविता को ध्यान से पढ़ो ।

मेहनत  
मेहनत करते जाओगे  
जीवन सफल बनाओगे  
सच का साथ निभाओगे  
नाम अमर कर जाओगे  
जब आशा को गले लगाओगे  
हर कठिनाई को दूर भगाओगे  
खुद मेहनत को अपनाओगे  
तो औरों को उपदेश दे पाओगे

इन सवालों के जवाब पूरे वाक्यों में लिखिए ।

१. जीवन को कैसे सफल बनाया जा सकता है ?

मेहनत करके जीवन सफल बनाओगे ।

२. कैसे लोग अपना नाम अमर कर पाते हैं ?

सच का साथ निभाने वाले लोग नाम अमर कर पाते हैं ।

३. हमें क्यों आशा को अपनाना चाहिए ?

आशा को अपनाने से कठिनाइयों को दूर भगाओगे ।

४. हम दूसरों को उपदेश कब दे सकते हैं ?

खुद मेहनत को अपनाने से दूसरों को उपदेश दे सकोगे ।

५. इस कविता से हमें क्या सीख मिलती है ?

यह कविता हमें मेहनत करना सिखाती है ।

समाप्त