

2036 Penang Sangam Primary School

Year 1

English- Worksheet 19

Strand	Reading and Writing
Sub- strand	1. Reading 2. Writing
Content Learning Outcome	1. To be able to read simple words and write the new words with the given blends. 2. To be able to understand what blends are.

Lesson Notes

Phonics blends or clusters, are groups of consonants whose sounds blend together. As children become more confident with the alphabet consonants, they start to blend these letters together. Consonant blends are so called, because you will notice that they do not have any vowels between them.


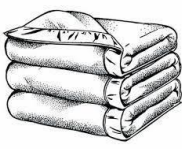



Each letter within the blend is pronounced individually, but quickly, so they ‘blend’ together.

Blends are usually composed of two or three consonants and can begin or end a syllable or word.

Examples: (these are just some examples)

<u>Ch</u>	<u>Sh</u>	<u>Th</u>	<u>Bl</u>	<u>Cr</u>
Church	Shoes	Thumb	Black	Crow
Chill	Shirt	The	Block	Crook
Chair	Ship	Thirty	Blue	Cross
Chain	sheep	Throat	Blanket	Craft

Activity 1- Write the correct blend for each picture given.

Activity 2- Write the blends in the missing spaces to make new words.

- | | | | |
|------------------------|------------|------------|------------|
| 1. <u>B</u>room | _____ush | _____anch | _____ight |
| 2. <u>C</u>lock | _____othes | _____ub | _____ash |
| 3. <u>P</u>lay | _____ank | _____us | _____ot |
| 4. <u>P</u>hone | _____oto | _____onics | _____ilips |
| 5. <u>F</u>rog | _____om | _____ock | _____y |
| 6. <u>P</u>ray | _____omise | _____ick | _____ime |

2036 Penang Sangam Primary School

Year 1

Mathematics- Worksheet 19

Strand	Measurement.
Sub- strand	Fijian Coins.
Content Learning Outcome	Children should be able to name the 6 coins in the Fijian Money, recognize the coins by the picture on it and name the head and the tail side.













Lesson Notes- Fijian Coins.

A coin has 2 sides- a Head and a Tail. The Head side has the “head” or picture of an animal and the tail side has the number or the value of the coin written on it.

We have 6 coins in the Fijian Money.

		
5c coin Head: Nuqa roro Tail: Lali Colour: Silver	10c coin Head: Beka mirimiri Tail: I ula tavatava Colour: Silver	20c coin Head: Kaka Tail: Tabua Colour: Silver
		
50c coin Head: Varivoce Tail: Camakau Colour: Silver	\$1 coin Head: Vokai Tail: Saqamoli Colour: Bronze	\$2 coin Head: Ga ni vatuu Tail: Tanoa Colour: Bronze

Activity 1- Write head or tail for each coin.

 \$2 coin		 20c coin	
 \$1 coin		 10c coin	
 50c coin		 5c coin	

2036 PENANG SANGAM PRIMARY SCHOOL

Year: 1
Healthy Living
Worksheet 19





Strand	Living things and the environment.
Sub-Strand	Observation, exploration and investigation
Content Learning Outcome	Children should be able to know their daily routine.

Lesson Notes







Theme: Religion

Topic (b.): My Daily Routine

1. I have my breakfast in the morning.
2. I have my lunch at midday.
3. I do my homework after school.
4. I have my dinner at night.

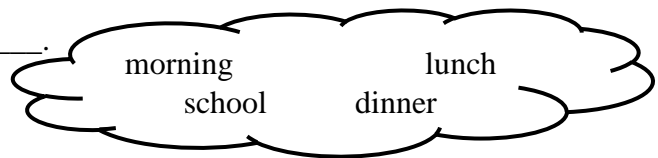
			
Breakfast	Lunch	Homework	Dinner

Activity (a): Matching

	•	•	
	•	•	
	•	•	




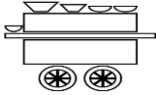


Activity (b): Fill in's

1. I have my breakfast in the _____.
2. I have my _____ at midday.
3. I do my homework after _____.
4. I have my _____ at night.



Strand	Reading and Writing
Sub- strand	1. Reading 2. Writing
Content Learning Outcome	1. To be able to read simple words and sentences. 2. To be able to shape letters ट और ठ . 3. To be able to write simple words and sentences.

Lesson Notes- अक्षर ट और ठ से कुछ शब्द ।

					
टमाटर	टोपी	टोकरी	ठेला	ठठेरा	ठेंगा

कार्य एक- अक्षर ट और ठ को देख कर लिखिए । (Copy and Write)







ट ----- ----- ----- ----- ----- ----- ----- ----- ----- ----- -----

ट ----- ----- ----- ----- ----- ----- ----- ----- ----- ----- -----

ठ ----- ----- ----- ----- ----- ----- ----- ----- ----- ----- -----

ठ ----- ----- ----- ----- ----- ----- ----- ----- ----- ----- -----




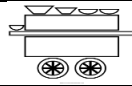

कार्य दो- ऊपर दिए गए चित्रों को देख कर चित्र बनाइए ।

					
टमाटर	टोपी	टोकरी	ठेला	ठठेरा	ठेंगा

कार्य तीन- दिए गए शब्दों को देख कर लिखिए । (Copy and Write these words and learn the spellings)

टमाटर	टोपी	टोकरी	ठेला	ठठेरा	ठेंगा
-----	-----	-----	-----	-----	-----
-----	-----	-----	-----	-----	-----
-----	-----	-----	-----	-----	-----

कार्य चार - दिए गए चित्रों के लिए एक वाक्य लिखिए । (Write a sentence for each picture)

	यह एक टमाटर है ।
	_____ ।
	_____ ।
	_____ ।
	_____ ।

2036 PENANG SANGAM PRIMARY SCHOOL

Year: 1
Social Studies
Worksheet 19




Strand	Myself and Others
Sub-Strand	Relationships and Emotions
Content Learning Outcome	Children should be able to identify the place of worship for three different religions learnt.

Lesson Notes


Theme: Religion

TOPIC: Places of Worship

1. All religions have different places of worship.
2. Hindus pray in the temple.
3. Christians pray in the church.
4. Muslims pray in the mosque.

Religion	Place of Worship	Pictures
Hindus	Temple	
Christians	Church	
Muslims	Mosque	

Activity: Matching

Hindus	•	•	
Christians	•	•	
Muslims	•	•	

2036 PENANG SANGAM PRIMARY SCHOOL
YEAR 1
VOSA VAKAVITI
WORKSHEET 19

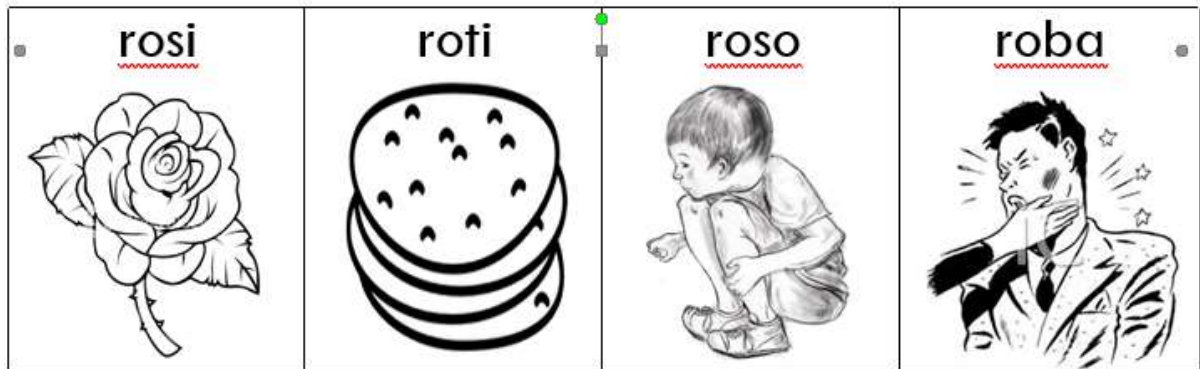
Strand: Na Veika Vakaviti

Sub Strand: Na Rorogo

CLO: Ni na oti na nodra cakacaka era sa na kila na cavuqaqataka na rorogo “Rr”.

Me ra cavuqaqataka na rorogo “Rr” me ra qai cakava na cakacaka e lavaki.

ra	re	ri	ro	ru
----	----	----	----	----



Buli vosa vovou.

Vola tale mai e tolu na vosa e tekivu e na rorogo e cake.

<u>ra</u>	<u>re</u>	<u>ri</u>	<u>ro</u>	<u>ru</u>
_____	_____	_____	_____	_____
_____	_____	_____	_____	_____
_____	_____	_____	_____	_____

2036 PENANG SANGAM PRIMARY SCHOOL

Year: 1

Elementary Science

Worksheet 19











Strand	Living things and the environment.
Sub-Strand	Observation, exploration and investigation
Content Learning Outcome	Children should be able to identify at least four sources of light.

Lesson Notes

Theme: Religion

Topic: Sources of Light

1. Sun is the major source of light.
2. Light travels in straight line.
3. Mirror reflects light.
4. We can't see if there's no light.
5. Some sources of light are:

			
Sun	Moon	Stars	Bulb
			
Torch	Lightening	Candle	Diya
			
Fire	Tube light		

Activity (a): Write **Yes** or **No** for the given statements.

1. Sun is the major source of light. _____
2. Light travels in straight line. _____
3. Mirror gives light. _____
4. We can't see without light. _____
5. Moon is a source of light. _____
6. Torch, candle and fire are some sources of light. _____

Activity (b): Draw 3 sources of light you have at home and name them.
