

2036 Penang Sangam Primary School

Year 1

English- Worksheet 18

Strand	Reading and Writing
Sub- strand	1. Reading 2. Writing
Content Learning Outcome	1. To be able to read simple words and write the past tenses of the verbs given. 2. To be able to understand what past tenses are.

Lesson Notes

Verbs exist in different tenses. Verbs also exist in <u>past tense</u> . Past tense is a tense expressing an action that has happened or a state that previously existed.			
Examples:			
Rule 1: With most words we just add –ed at the end. Add- added <u>ed</u> Mix- mixed <u>ed</u> Jump- jumped <u>ed</u>	Rule 2: Most words ending with “e”, only –d is added. Smile- smiled <u>d</u> Dance- danced <u>d</u> Like- liked <u>d</u>	Rule 3: Most words ending with “y”, “y” is removed and –ied is added. Copy- copied <u>ied</u> Cry- cried <u>ied</u> Fry- fried <u>ied</u>	Some words also repeat the last consonants before –ed is added. Stop- stopped <u>ed</u> Mop- mopped <u>ed</u> Log- logged <u>ed</u>
Some words have fixed past tense and don't go by these rules like: go- went, come- came, have- had, cut- cut, put- put, write- wrote, draw- drew, read- read, think- thought, hang- hung, dig- dug, say- said, take- took, shake- shook, break- broke, run- ran, get- got, buy- bought, bring- brought, ...			

Activity - Write the past tenses of the verbs given.


1. walk - _____
2. play - _____
3. talk - _____
4. laugh - _____
5. add - _____
6. end - _____
7. dance - _____
8. colour - _____
9. start - _____
10. dry - _____
11. shy - _____
12. exercise - _____
13. revise - _____
14. worry - _____

Strand	Chance and Data
Sub- strand	Data Representation and Interpretation.
Content Learning Outcome	Children should be able to interpret simple data.

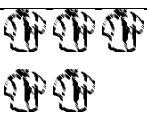



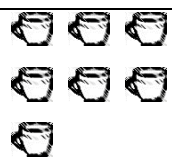

Lesson Notes- Chance

Chance is the likelihood of events to happen.	Data refers to the information collected. This can be represented in a graph.																										
Example: <table><tr><td>A tiger will eat you.</td><td>Rain on a cloudy day.</td><td>Eat chicken for lunch today.</td></tr><tr><td>No chance- because there are no tigers in Fiji.</td><td>Good chance- because it usually rains on a cloudy day.</td><td>Fair chance- can happen depending on what is the plan for lunch.</td></tr></table>	A tiger will eat you.	Rain on a cloudy day.	Eat chicken for lunch today.	No chance- because there are no tigers in Fiji.	Good chance- because it usually rains on a cloudy day.	Fair chance- can happen depending on what is the plan for lunch.	Example: <table><tr><td></td><td></td><td></td><td></td></tr><tr><td></td><td></td><td></td><td></td></tr><tr><td></td><td></td><td></td><td></td></tr><tr><td></td><td></td><td></td><td></td></tr><tr><td>4 apples</td><td>3 mangoes</td><td>1 pear</td><td>2 bananas</td></tr></table> <ul style="list-style-type: none">Always start colouring the bars from the last bar then move up.																	4 apples	3 mangoes	1 pear	2 bananas
A tiger will eat you.	Rain on a cloudy day.	Eat chicken for lunch today.																									
No chance- because there are no tigers in Fiji.	Good chance- because it usually rains on a cloudy day.	Fair chance- can happen depending on what is the plan for lunch.																									
4 apples	3 mangoes	1 pear	2 bananas																								

Activity 1- Tick (✓) the pictures that are likely to happen to you and cross (X) the ones that are not likely to happen to you.

<p>Use a cooler when you pack a picnic lunch.</p>  <p>Go for a picnic</p>	 <p>A lion will eat you.</p>	 <p>Take a shower.</p>	 <p>Brush your teeth.</p>
---	--	---	---

Activity 2- Colour the bars to show the number of pictures below it.

2036 PENANG SANGAM PRIMARY SCHOOL

Year: 1
Healthy Living
Worksheet 18







Strand	Living things and the environment.
Sub-Strand	Observation, exploration and investigation
Content Learning Outcome	Children should be able to know their daily routine.

Lesson Notes




Theme: Religion

Topic (a.): My Daily Routine

1. Children should wake up at 6 O'clock.
2. Children should sleep by 8 O'clock.
3. Children should sleep for 10 hours.

		
Wake up	Make my bed.	Brush my teeth.
		
Have my shower.	Have my breakfast.	Go to school.

Activity (a): Matching

	•	•	Brush my teeth.
	•	•	Go to school.
	•	•	Make my bed.

Activity (b): Fill in's

1. Children should wake up at _____ O'clock.
2. Children should sleep by _____ O'clock.
3. Children should sleep for _____ hours.



Strand	Reading and Writing
Sub- strand	1. Reading 2. Writing
Content Learning Outcome	1. To be able to read simple words. 2. To be able to shape maatra for (ओ - ऐ, औ - ऌ और अं - ँ) and add it to letters given. 3. To be able to write simple words and add ऐ, ऌ और ँ maatra in missing places.







Lesson Notes- ओ, औ और अं मात्रा वाले कुछ शब्द ।

ओ की मात्रा - ऐ इस मात्रा को हम अक्षर के बाद में लगाते हैं । जैसे: ल और ओ हो जाता है लो ; ज और ओ हो जाता है जो		औ की मात्रा - ऌ इस मात्रा को हम अक्षर के बाद में लगाते हैं । जैसे: प और औ हो जाता है पौ ; म और औ हो जाता है मौ		अं की मात्रा - ँ इस मात्रा को हम अक्षर के ऊपर लगाते हैं । जैसे: क और अं हो जाता है कं ; र और अं हो जाता है रं	
र + ओ = रो	म + ओ = मो	त + औ = तौ	फ + औ = फौ	त + अं = तं	घ + अं = घं
					
रोटी	मोटा	तौफा	फौजी	पतंग	घंटी

कार्य एक- दिए गए शब्दों को देख कर लिखिए । (Copy and write these words and learn the spellings)

रोटी	मोटा	तौफा	फौजी	पतंग	घंटी
-----	-----	-----	-----	-----	-----
-----	-----	-----	-----	-----	-----
-----	-----	-----	-----	-----	-----

कार्य दो- दिए गए शब्दों के खाली स्थानों में ओ, औ / अं की मात्रा ऐ, ऌ / ँ लगा कर शब्द को पूरा कीजिए ।

					
र ी	म टा	त फा	फ जी	पतंग	घंटी

कार्य तीन- दिए गए सभी अक्षरों को लिख कर उन में ओ, औ / अं (ऐ, ऌ / ँ) की मात्रा लगाइए ।

ग	+	ओ	=	गो
घ	+	ओ	=	-----
च	+	ओ	=	-----
छ	+	ओ	=	-----

क	+	औ	=	कौ
ख	+	औ	=	-----
ग	+	औ	=	-----
घ	+	औ	=	-----

ब	+	अं	=	बं
स	+	अं	=	-----
ल	+	अं	=	-----
च	+	अं	=	-----

2036 PENANG SANGAM PRIMARY SCHOOL

Year: 1
Social Studies
Worksheet 18




Strand	Myself and Others
Sub-Strand	Relationships and Emotions
Content Learning Outcome	Children should be able to identify Gods for three different religions.

Lesson Notes




Theme: Religion

TOPIC: Three Different Religions

1. There are three different religions in our community.
2. We have Hindu religion, Christianity religion and Islam religion.
3. All religions have different names of their Gods.

Religion	People	Name(s) of God	Pictures
Hinduism	Hindus	Ram, Krishna and Mahadev	
Christianity	Christians	Jesus	
Islam	Muslims	Allah	

Activity: Matching

Hinduism	•	• 
Islam	•	• 
Christianity	•	• 

2036 PENANG SANGAM PRIMARY SCHOOL
YEAR 1
VOSA VAKAVITI
WORKSHEET 18


Strand: Na Veika Vakaviti

Sub Strand: Na Rorogo

CLO: Ni na oti na nodra cakacaka era sa na kila na cavuqaqataka na rorogo “Qq”.

Me ra cavuqaqataka na rorogo “Qq” me ra qai cakava na cakacaka e lavaki.

qa	qe	qi	qo	qu
----	----	----	----	----



qe



qi



qusi



qasi

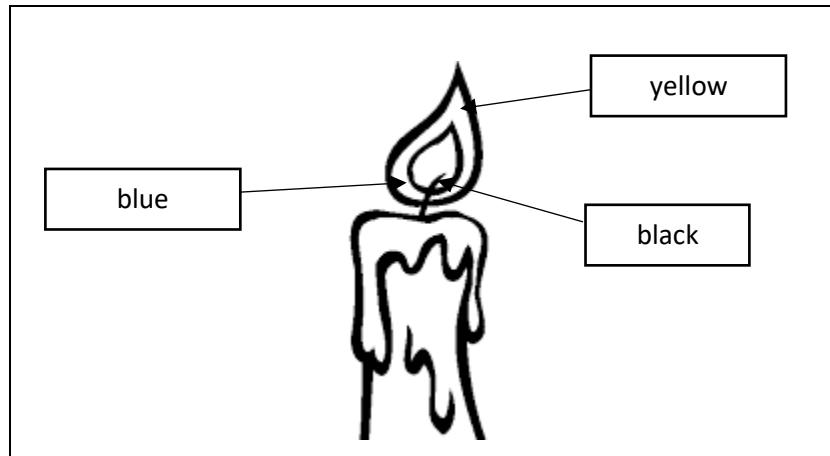


qara


Strand	Living things and the environment.
Sub-Strand	Observation, exploration and investigation
Content Learning Outcome	Children should be able to colour the picture of a burning candle correctly.

Lesson NotesTheme: ReligionTopic: Investigating a Burning Candle

1. Oxygen is needed for a candle to burn.
2. Wax melts when burning.
3. A burning candle gives light and heat.



Activity(a): Colour the burning candle correctly.



Activity(b): Fill in's

1. _____ is needed for a candle to burn.
2. Wax _____ when candle burns.
3. A burning candle gives _____ and heat.

