






**Activity 1- Write the correct blend for each picture given.**

|   |   |   |   |   |
|---|---|---|---|---|
|  |  |  |  |  |
| Ch  | Bl  | Cr  | Sh  | Th  |

**Activity 2- Write the blends in the missing spaces to make new words.**







- Broom      Brush      Branch      Bright
- Clock      Clothes      Club      Clash
- Play      Plank      Plus      Plot
- Phone      Photo      Phonics      Philips
- Frog      From      Frock      Fry
- Pray      Promise      Prick      Prime

**2036 Penang Sangam Primary School**

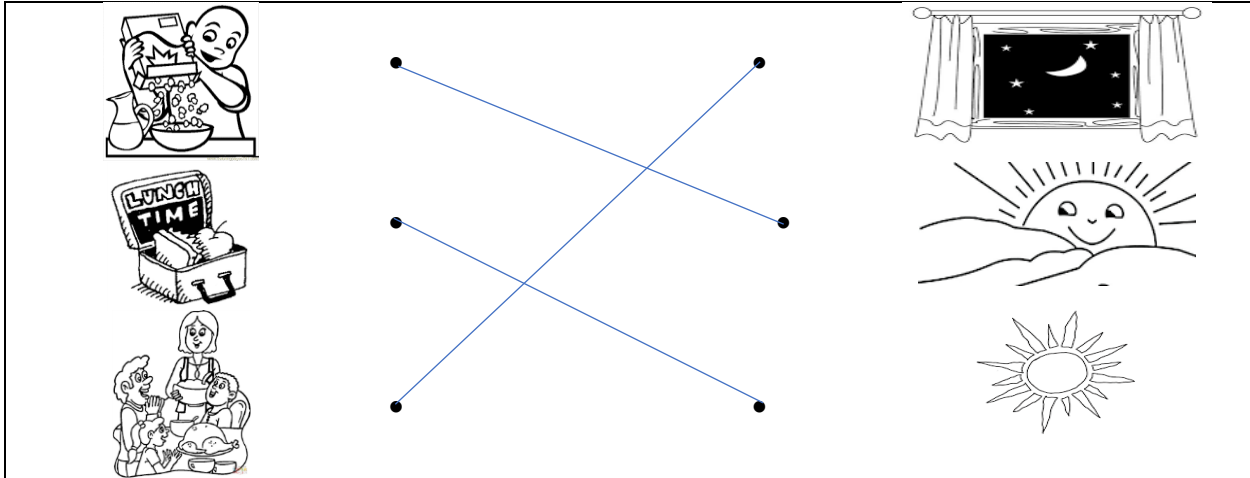
**Year 1**

**Mathematics- Worksheet 19- Solution**

**Activity 1- Write head or tail for each coin.**

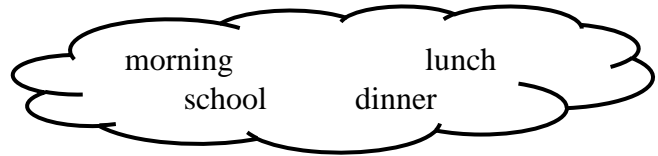
|   |                    |  |                    |
|---|--------------------|--|--------------------|
| <p>\$2 coin</p>  |                    | <p>20c coin</p>  |                    |
| <p><b>Head</b></p>  | <p><b>Tail</b></p> | <p><b>Tail</b></p>   | <p><b>Head</b></p> |
| <p>\$1 coin</p>  |                    | <p>10c coin</p>  |                    |
| <p><b>Head</b></p>  | <p><b>Tail</b></p> | <p><b>Tail</b></p>   | <p><b>Head</b></p> |
| <p>50c coin</p>  |                    | <p>5c coin</p>   |                    |
| <p><b>Tail</b></p>  | <p><b>Head</b></p> | <p><b>Head</b></p>   | <p><b>Tail</b></p> |

Activity (a): Matching



Activity (b): Fill in's


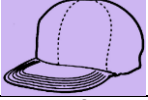

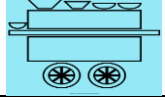


1. I have my breakfast in the morning.
2. I have my lunch at midday.
3. I do my homework after school.
4. I have my dinner at night.



कार्य एक- अक्षर ट और ठ को देख कर लिखिए । (Copy and Write)

ट ट ट ट ट ट ट ट ट ट ट ट ट ट  
 ट ट ट ट ट ट ट ट ट ट ट ट ट ट  
 ठ ठ ठ ठ ठ ठ ठ ठ ठ ठ ठ ठ ठ ठ  
 ठ ठ ठ ठ ठ ठ ठ ठ ठ ठ ठ ठ ठ ठ




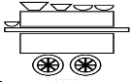

कार्य दो- ऊपर दिए गए चित्रों को देख कर चित्र बनाइए ।

|   |   |   |   |   |   |
|---|---|---|---|---|---|
|  |  |  |  |  |  |
| टमाटर   | टोपी  | टोकरी   | ठेला  | ठठेरा   | ठेंगा   |

कार्य तीन- दिए गए शब्दों को देख कर लिखिए । (Copy and Write these words and learn the spellings)

|       |      |       |      |       |       |
|-------|------|-------|------|-------|-------|
| टमाटर | टोपी | टोकरी | ठेला | ठठेरा | ठेंगा |
| टमाटर | टोपी | टोकरी | ठेला | ठठेरा | ठेंगा |
| टमाटर | टोपी | टोकरी | ठेला | ठठेरा | ठेंगा |
| टमाटर | टोपी | टोकरी | ठेला | ठठेरा | ठेंगा |

कार्य चार - दिए गए चित्रों के लिए एक वाक्य लिखिए । (Write a sentence for each picture)

|   |                  |
|---|------------------|
|  | यह एक टमाटर है । |
|  | यह एक टोपी है ।  |
|  | यह एक टोकरी है । |
|  | यह एक ठेला है ।  |
|  | यह एक ठठेरा है । |

**2036 PENANG SANGAM PRIMARY SCHOOL**  
**YEAR 1**  
**VOSA VAKAVITI**  
**WORKSHEET 19 -SOLUTION**

**Buli vosa vovou.**

Vola tale mai e tolu na vosa e tekivu e na rorogo e cake.

| <u>ra</u> | <u>re</u> | <u>ri</u> | <u>ro</u> | <u>ru</u> |
|-----------|-----------|-----------|-----------|-----------|
| raka      | rere      | riri      | roka      | ruru      |
| rama      | reki      | rika      | roba      | rumu      |
| rara      | reba      | riba      | roti      | ruku      |

2036 PENANG SANGAM PRIMARY SCHOOL

Year: 1




Elementary Science

Worksheet 19 - Solution

Activity (a): Write **Yes** or **No** for the given statements.

1. Sun is the major source of light. **Yes**
2. Light travels in straight line. **Yes**
3. Mirror gives light. **No**
4. We can't see without light. **Yes**
5. Moon is a source of light. **Yes**
6. Torch, candle and fire are some sources of light. **Yes**

Activity (b): Draw 3 sources of light you have at home and name them.

|   |   |   |
|---|---|---|
|  |  |  |
| Sun   | Tube light  | Bulb  |

*Note: Answers will vary*