


NADI SANGAM SCHOOL  
YEAR 1  
HOME STUDY PACKAGE # 13



**1076 NADI SANGAM SCHOOL**

**WEEKLY HOME STUDY PACKAGE #13**

**LESSON NOTES**

**SUBJECT: MATHEMATICS**

**YEAR: 1**

<b>Strand</b>	Geometry
<b>Sub Strand</b>	Shapes
<b>Content Learning Outcome</b>	<ul style="list-style-type: none"><li>• Name and identify the basic shapes.</li><li>• To be able to identify, describe and explore two properties of the basic shapes.</li></ul>

**WORKSHEET 16**

**Activity 1: Names of basic shapes**



square



circle

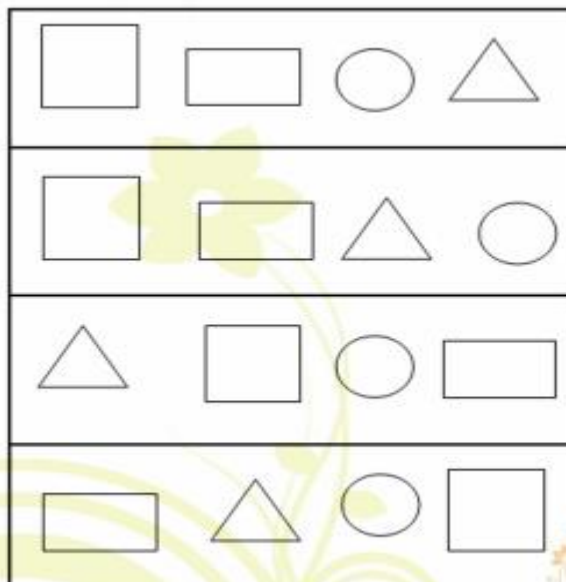
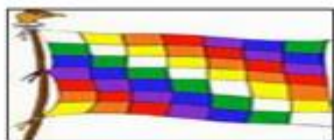


rectangle



triangle

**1. Colour the shapes that are same as the shapes on the left hand side.**



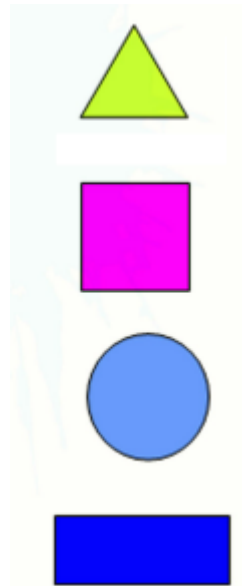
**2. Match the shapes with the correct name.**

Rectangle

Circle

Triangle

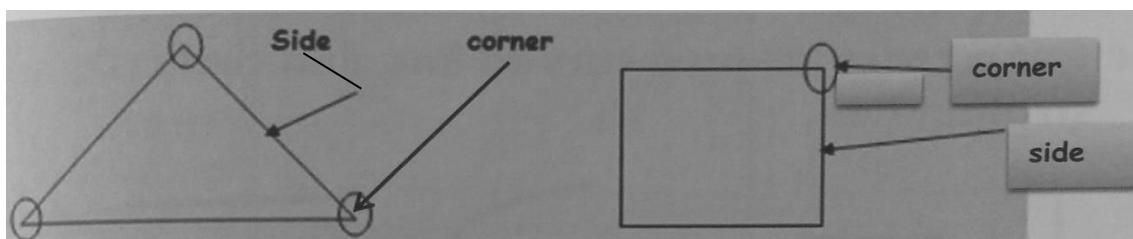
Square



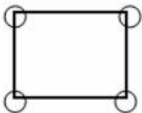

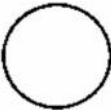

**3. Draw and colour the given shapes**

circle	triangle
square	rectangle

**Activity 2a: Properties of Basic Shapes**



1. Draw circles on the corners of each shape. Write how many straight sides and corners each shape has.


a,		Number of sides. <b>4</b>	Number of corners <b>4</b>
b,			
c,			
d,			

### Activity 2b. Properties of Shapes

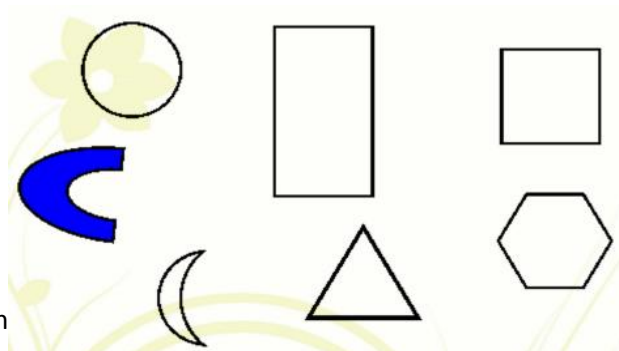
A line segment is a straight line.

A curved line.

1. Put a cross[x] on a curved line and circle [o] on a straight line.



2. Put a dot on a shape that has curved lines and a cross on shapes that has straight lines.



**1076 NADI SANGAM SCHOOL**  
**YEAR 1 – ENGLISH**  
**WEEKLY HOME STUDY PACKAGE #13**

**A . Synonyms ( Similar Words)**

1. small - \_\_\_\_\_
2. big - \_\_\_\_\_
3. happy - \_\_\_\_\_
4. father - \_\_\_\_\_
5. mother - \_\_\_\_\_

**B . Jumbled Sentences**

1. name is My Tina.  
\_\_\_\_\_
2. a boy lam.  
\_\_\_\_\_
3. My big school is .  
\_\_\_\_\_
4. a blue fish This is.  
\_\_\_\_\_
5. I see can an apple.  
\_\_\_\_\_

**C. Sentence Chart**

Write a noun of your choice to make the sentences given below correct.

I have a yellow car.

I have a yellow bat.


1. I have a yellow \_\_\_\_\_.
2. I have a yellow \_\_\_\_\_.
3. I have a yellow \_\_\_\_\_.
4. I have a yellow \_\_\_\_\_.
5. I have a yellow \_\_\_\_\_.

**1076 NADI SANGAM SCHOOL**  
**YEAR 1 – GENERAL SUBJECTS**  
**WEEKLY HOME STUDY PACKAGE #13**

**Fiji Day**

1. Fiji Day is celebrated on 10<sup>th</sup> of October.
2. It is celebrated because Fiji gained independence on the 10<sup>th</sup> of October 1970.
3. It is a public holiday.

Colour the Fiji flag correctly:



**Forces**

- A force is either **push** or **pull**.
- **Pull** is when we move something towards us.
- **Push** is when we move something away from us.

**Push**



**Pull**



**Activity : Pull or Push**

Write 'push' or 'pull'



\_\_\_\_\_



\_\_\_\_\_



\_\_\_\_\_



\_\_\_\_\_



\_\_\_\_\_

**NADI SANGAM SCHOOL**  
**HOME STUDY PACKAGE # 7**  
**COMPUTER STUDIES**  
**YEAR 1**


**4<sup>TH</sup> to 8<sup>TH</sup> October 2012**

**Circle the right answer**

1. Who Uses Computer?      Children    Animals    trees
2. We click with the \_\_\_\_\_?    CPU    Mouse    Screen
3. The keyboard is used to \_\_\_\_\_ numbers and letters.    show    brain    type
4. \_\_\_\_\_ are used to send emails.    Computers    toys    plants
5. Always be \_\_\_\_\_ in the computer lab.    Noisy    quiet    Naughty

**Draw, Color and label**

Draw a mouse and label the **right click** and **left click**





**1076 Nadi Sangam School**

**Year 1      Vosa VakaViti      WHSP 13**

**1. Vakaotia mai na iyatuvosa.**


iqaqalo	voivoi	neitou	qase	vakasomo	gane i
qito	gone	vakula	icoco	buqu	tukaqu

- a. E \_\_\_\_\_ ko tuakaqu ka \_\_\_\_\_ ko taciqu.
- b. O tamaqu levu e \_\_\_\_\_ vei tamaqu.
- c. O ganei e \_\_\_\_\_ tamaqu.
- d. E wati buqu ko \_\_\_\_\_.
- e. E dua na mataqali ibe na \_\_\_\_\_.
- f. E tali mai na \_\_\_\_\_.
- g. E talia ko \_\_\_\_\_.
- h. Na icoco ni \_\_\_\_\_ vale vou.
- i. E \_\_\_\_\_ ka \_\_\_\_\_ na icoco koya.
- j. Na dudumoto e \_\_\_\_\_ vakaViti.
- k. E na dudumoto e da dau vakayagataka na noda \_\_\_\_\_.



पढ़ो: क

गरम



यह जल गरम है। गरम जल नल का है। टब में गरम जल है। नल का जल गरम है। नल में गरम जल है।

सही जवान में गोल लगाओ:

- यह क्या है?  
क जल ख दूध
- जल कैसा है?  
क ठंडा ख गरम
- गरम जल — का है।  
क नल ख जग
- गरम जल किस में है?  
क जग ख टब

ख शब्द बनाओ:

- य - \_\_\_\_\_
- ज - \_\_\_\_\_
- ट - \_\_\_\_\_
- ग - \_\_\_\_\_
- ह - \_\_\_\_\_
- न - \_\_\_\_\_