

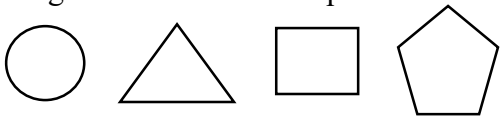
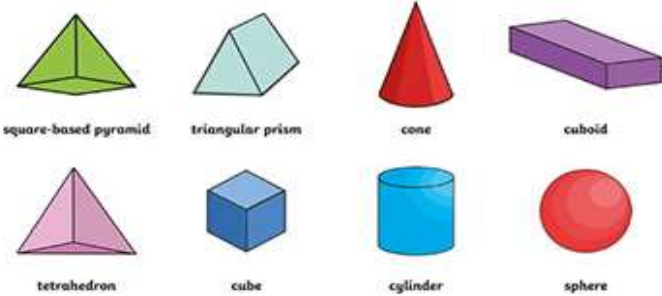
**NADI SANGAM SCHOOL**  
**WEEKLY HOME STUDY PACKAGE # 14**  
**SUBJECT: MATHEMATICS**  
**YEAR 3**

**STRAND:** Geometry

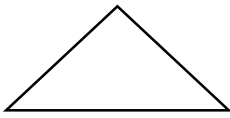

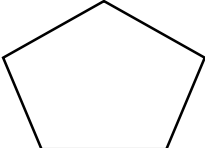


**SUB – STRAND:** Shapes

**CLO:** Recognize and investigate properties of selected 2D and 3D objects in their communities.


**LESSON NOTES:**

2D SHAPES	3D SHAPES
<p>2D shapes have only two dimensions: length and widths. Example:</p>  <p>An angle is formed where 2 sides meet.</p>	<p>3D shapes are solid shapes with three dimensions, such as width, height and depth. Example:</p>  <p>square-based pyramid    triangular prism    cone    cuboid</p> <p>tetrahedron    cube    cylinder    sphere</p>

LESSON 1: Complete the table below

SHAPE	NAME	NUMBER OF SIDES	NUMBER OF ANGLES
			
			
			
			
			

# 3D Shapes



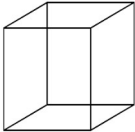
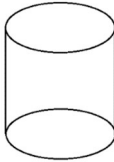
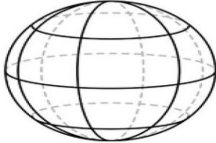

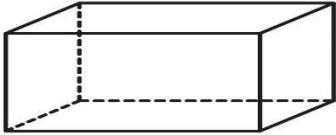
Faces are the shape's surfaces.

Edges are the line segments where two faces meet.



Vertices are the places where 3 or more edges meet.

LESSON 2: Complete the table below for 3D shapes

3D SHAPE	FACES	EDGES	VERTICES	NAME OF 1 THING FOUND IN THIS SHAPE AROUND YOU.
 <p>Cube</p>				
 <p>Cylinder</p>				
<p>Sphere</p> 				
 <p>Cone</p>				
 <p>Cuboid</p>				

1076 NADI SANGAM SCHOOL

WEEKLY HOME STUDY PACKAGE #14

SUBJECT : English

YEAR/ LEVEL : 3

STRAND	Writing and Shaping
CONTENT LEARNING OUTCOME	Construct legible and logical images, sentences and paragraphs to express ideas.
TOPIC	Paragraph Writing

**Lesson Notes**

**Paragraph Writing**

A paragraph is made up of sentences. A paragraph should at least have five sentences. A paragraph has a topic sentence. Each sentence relates to a single idea about the main topic. Paragraphs explain or describe something. A paragraph has a topic sentence ,supporting sentences and a concluding sentence.

**Activity 1**

**Read the paragraph and fill in the missing words from the word list.**

**Word List** : play taking friends drops places sit

It had been raining all day. I could hear the \_\_\_\_\_ beat against the glass. I felt sad because I could not \_\_\_\_\_ with my friends outside. My dad said I could \_\_\_\_\_ in his lap since I was in a bad mood .He said “ I get mad too when I can’t play with my \_\_\_\_\_. Lets look at a map and pretend we’re \_\_\_\_\_ a trip to all of the different \_\_\_\_\_ we see on it .” It ended up being a fun afternoon.

**Activity 2**

**Put the sentences in the correct order to make a paragraph.**

- 1.Secondly I brush my teeth and comb my hair.
2. Looking good is important at school.
- 3.First, my alarm clock goes off.
- 4.Thirdly I eat a good breakfast.
5. Finally I put on my shoes and go to the bus stop.
6. I like to eat pancakes.

---

---

---

---

---

---

Strand 4	Personal and Community Health.
Content learning outcome	Express and predict how individual behaviors can harm or help the environment.
Topic	Food contamination.

### **Food contamination**

Food contamination refers to food that has been corrupted with another substance – either physical, biological or chemical.

Everybody at home or at another place has had an experience of eating food and sometimes later becoming sick. This is called **food poisoning**. The symptoms of food poisoning may include:

- Nausea
- Vomiting
- Stomach pain / cramps
- Diarrhea
- Weakness
- High fever
- Headache

**Food poisoning** can be caused by **eating food contaminated by harmful bacteria**. Most of the time it looks, smells and tastes like it normally does.

It is important to remember that the safe food handling practices are used to prevent all food poisoning diseases. **Washing your hands with soap and drying them on paper towel or with a clean cloth is the best way to stop the spread of bad bacteria.**

- Food can be contaminated **by flies, rats, cockroaches and other household pests** .

### **How to prevent Food Contamination?**

- Wash your hand before eating or serving meals
- You must handle food carefully. Use clean cooking and eating utensils
- Cover food to stop the household pests from sitting on it
- Never wrap the food directly with newspaper. Use aluminum foil or glad wrappers.

### **Activity**

1. What do you understand by food contamination.?
2. Give two symptoms of food poisoning.
3. Give two ways by which you can prevent food contamination.
4. How is food poisoning caused?
5. Draw, name and colour three household pests.

1076 NADI SANGAM SCHOOL

WEEKLY HOME STUDY PACKAGE #14

SUBJECT: SOCIAL STUDIES

YEAR/ LEVEL: 3

STRAND 3	RESOURCES AND ECONOMIC ACTIVITIES
CONTENT LEARNING OUTCOME	LEARNING ABOUT BUDGET.
<u>TOPIC</u>	EARNING A LIVING.

**Life of a carpenter**

Mosese is a carpenter. He works in a building construction company. He comes home with \$220.00 at the end of every week.

**Income**                      **\$220.00**

**Expenses**

Food                      \$100

Gas                      \$10

FEA                      \$20

Bus /Fare              \$40

Other Bills            \$20

**Total**                      **\$190**

**Savings**                      **\$30**

Yearly savings for Mosses' family is **52 weeks x \$30 =\$1560**

**Multiple choice; circle the letter of the best answer.**

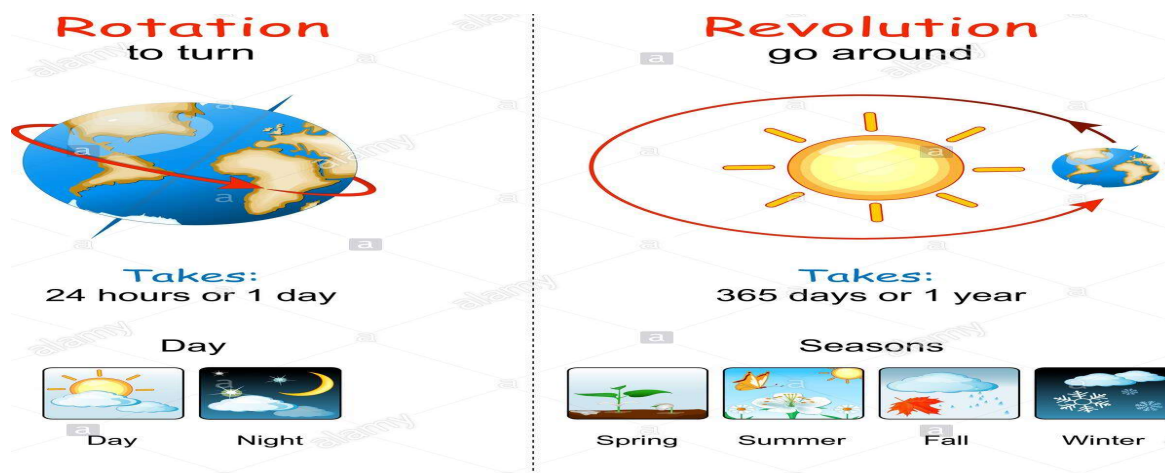
1. How much will Mosses' family save at the end of the year?  
A. \$30  
B. \$220  
C. \$1560
2. Mosses weekly pay is  
A. \$30  
B. \$220  
C. \$1560

3. Mosese gets his pay at the end of every
  - A. fortnight
  - B. week
  - C. month
  
4. The highest expense for Mosses' family is
  - A. food
  - B. gas
  - C. bus fare
  
5. There are \_\_\_\_ weeks in a year.
  - A. 34
  - B. 12
  - C. 52
  
6. List some things that your family can do help save money.
  
7. Write down your family budget.

STRAND 4	Earth and Beyond
CONTENT LEARNING OUTCOME	Observe and record information overtime about the major visible features of the day and night sky.
TOPIC	Our Solar System

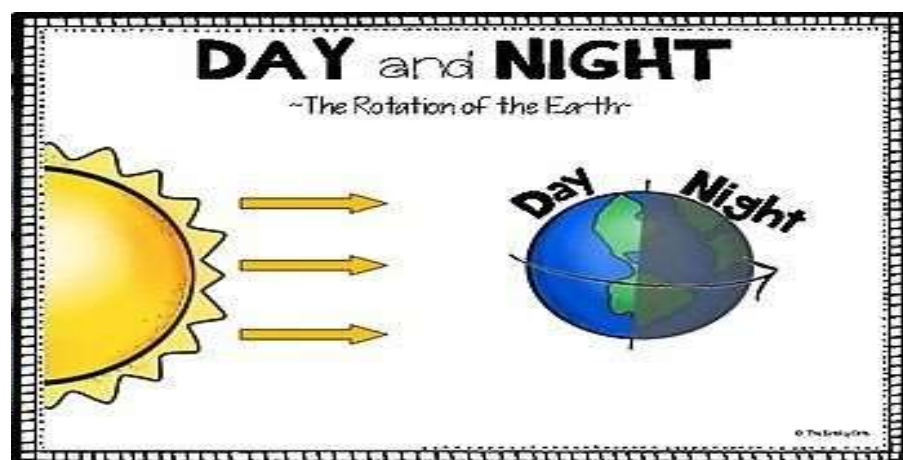
**Lesson Notes****The Earth**

Earth is the third planet from the sun .It takes 365 days for earth to move around the sun.We call this one year.The earth also spins around its centre once a day.



When our side of the earth is facing the sun it is day for us.

When the sun is facing the opposite side of the earth it is night for us.





## Features of Daytime Sky

Every morning the sun rises, bringing light and warmth to us and our world. It is day time. The sun rises in the east. In the evening it sets in the west. It becomes dark and it is night. It is the earth and not the sun which is moving. The sun comes into our view and out of sight as the earth spins. Without the sun's light and heat the earth will be dark and cold. Plants need sunlight to make their food. Animals cannot make their food. They must eat plants or other animals in order to live. So without sunlight there would be no life on earth.



## Activity

### Fill In The Blanks

**Word List:**    life    earth    planet    365    sun    east

1. The \_\_\_\_\_ moves around the sun. The \_\_\_\_\_ does not move.
2. It takes the earth \_\_\_\_\_ days to move around the sun.
3. The sun rises in the \_\_\_\_\_.
4. The earth is the third \_\_\_\_\_ in the solar system.
5. Earth is the only planet which has \_\_\_\_\_ on it.

1076 NADI SANGAM SCHOOL  
WEEKLY HOME STUDY PACKAGE #14

SUBJECT: HINDI

YEAR/ LEVEL:3

STRAND	Writing and Shaping
CONTENT LEARNING OUTCOME	Recognize the significance of applying appropriate text types.
TOPIC	मेरा भाई

दिए गए शब्दों से सही उत्तर लिखिए

मेरा भाई

मेरे भाई का नाम \_\_\_\_\_ है। वह कक्षा \_\_\_\_\_ में पढ़ता है। वह रोज \_\_\_\_\_ जाता है। उसे पढ़ना और लिखना बहुत \_\_\_\_\_ है। उसे फलो मे से \_\_\_\_\_ सब से ज्यादा पसन्द है। उसके \_\_\_\_\_ का नाम राजेश है। दोनो साथ में खूब पढ़ते और \_\_\_\_\_ है।

खेलते    राकेश    पाँच    मित्र    पाठशाला    पसन्द    केला

सही मात्रा से मिलाओ तथा शब्द बनाओ:

अ

ला

पि

री

मा

ना

छत

ता

चिड़ि

या

गम

ला