

**2036 Penang Sangam Primary School**

**Year 4**

**English**

**Worksheet 19**

Strand	Listening and learning
Sub strand	Text type – literacy Texts
Content Learning outcome	Examine and interpret ideas from spoken text

**FILL IN THE BLANKS**

**The Moon**

The Moon goes \_\_\_\_\_ the Earth. This is called an “orbit”. The same side of \_\_\_\_\_ Moon always faces the Earth. It takes one month for the Moon to go around the Earth.

The Moon is a little more \_\_\_\_\_ 200,000 miles from the Earth. It is about  $\frac{1}{4}$  the size of the Earth. That means the Earth is four \_\_\_\_\_ larger than the Moon. The Moon is a dry land \_\_\_\_\_ has millions of craters with rocks and dust.

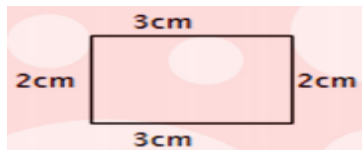
around	the	far
times	which	

<b>Strand</b>	Measurements
<b>Sub Strand</b>	Length / Area
<b>Content Learning Outcome</b>	Calculate the perimeter of a shape

**Perimeter of a shape****Lesson notes**

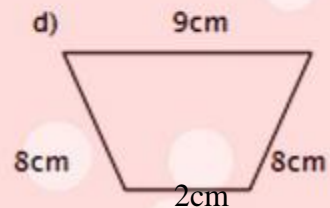
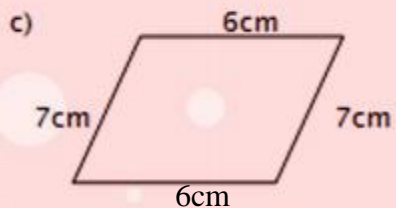

Perimeter is the total distance around a shape or an object.

Example



The perimeter of this shape is 10cm

$$\text{Perimeter} = 3\text{cm} + 2\text{cm} + 3\text{cm} + 2\text{cm} = 10\text{cm}$$

**Activity****1. Find the perimeter**

<b>Strand</b>	सुनना एव और बोलना
<b>Sub Strand</b>	विभिन्न कहानियों या भागों से आसान प्रश्न पूछें और मुख्य भाग के बारे में बात करें
<b>Content Learning Outcome</b>	विभिन्न स्थितियों के दौरान संचार के माध्यम से विचारों पर शोध करना, जब सुनना, बोलना, पढ़ना और लिखना महत्वपूर्ण के संदर्भ में प्रभावी साधनों का उपयोग करना

### Activity

#### SENTENCE COMPLETION


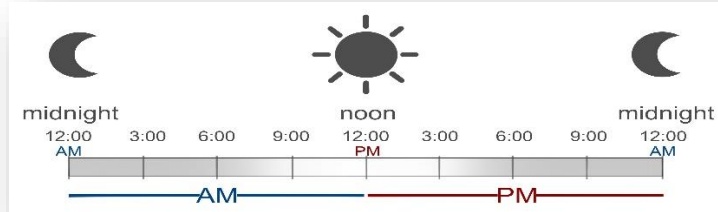
नीचे दिए गए वाक्यों को पूरा करो।

१. हमे किसी से \_\_\_\_\_
२. मेरे दोस्त ने \_\_\_\_\_
३. मेरी माँ \_\_\_\_\_
४. हमे रोज़ \_\_\_\_\_
५. शनिवार को \_\_\_\_\_

Strand	Earth and Beyond
Sub strand	Our Solar System
Content learning outcome	Recognize that Earth is part of a system of planets that revolve around the sun.

**Lesson Notes****Topic: Sundials**

The shadow created by the sunlight can be used to tell the time. Sundials are the oldest known instruments for telling time. The surface of a sundials has markings for each hour of daylight. As the sun moves across the sky, another part of the sundial casts a show on these markings. The positions of the shadow show what time it is.



**The Sun** – it started to form over four and a half billion years ago. The center, or core, of the Sun is very hot. Some energy travels out into space as heat and light. Without the sun, most plants and animals would not survive. Plants use the sun's energy to make their own food and to grow. So without sunlight there would be no life on earth.

**Activiy: Fill in the blanks**

1. Every \_\_\_\_\_ the sun rises in the east.
2. By \_\_\_\_\_ the sun is high in the sky.
3. In the \_\_\_\_\_ the sun sets in the west.
4. At night we cannot see the \_\_\_\_\_.

**evening****morning****sun****mid-day**

**2036 Penang Sangam Primary School**  
**Year 4**  
**Healthy Living**  
**Worksheet 19**

STRAND	Personal and Community Health
SUB-STARND	People and Food
CONTENT LEARNING OUTCOME	Outline the significance of preventing communicable diseases.

Lesson Notes

Sources of Drinking Water.

- Source of water supply differs for people as they live in different parts of the country or different parts of the world.
- Those people who reside in urban and semi urban areas near town their main source of water supply is from tap while those living in remote and interior parts of the country mostly have different sources of water supply such as river, well, tank, or bore hole.
- Some people also depend on rain water for their daily chores and for cooking. The most common source of water supply in Fiji is from:

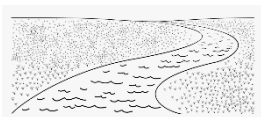
-Tap



-Well



- Rivers



- Tanks



- Spring



- Borehole



Questions

A. Draw, name and colour 4 water sources

--	--	--	--

B. What can we do to ensure that water from the different sources is safe for drinking?

---



---

2036 Penang Sangam Primary School  
Year 4  
Social Studies  
Worksheet 19

Strand	Resources and Economic Activities
Sub strand	Use and Management of Resources
Content learning outcome	Explore and identify resources that are present in their school, communities, and villages and find ways to preserve and conserve them.

**Lesson Note**

**Topic: Save Energy**

Saving energy means decreasing the amount of energy used. Using less energy has lots of benefits. You can save money and help the environment. Generating energy requires precious natural resources, for example coal, oil or gas. Therefore, using less energy helps us to preserve these resources and make them last longer in the future.



**Activity: Question**

1. How can you save energy at home?

---

---

2036 Penang Sangam Primary School  
Year 4  
Vosa Vakaviti  
Worksheet 19

**Ulutaga ni Lesoni: Na ivosavosa Vakaviti**  
**Wase 8 - Na Tuva Moka**

1. **Qalova uaua na moka** – e vakatautauvatataki kei na dua e sa sega ni ken gauna me vakayacora e dua na ka e dodonu me sac aka kina, sa cakava koso.
2. **Di na mati** – e sa vovodea se mamare na wai, ka kunei kece na veika ea dromu koto.
3. **Mati ruku** – gauna e mati kina na vanua ena mataka lailai
4. **E da mata vata ga, e da dui tobutobu se nubunubu** – oqo na I bole nei Ra Guru (manumanu ni lase). Me vaka ga na ika kece ga ka ni sega ni duidui na kedra I rairai, era dui tikotiko ga.

**Cakacaka Lavaki**

**Kilakila Mada**

Kilakila mada mai na kena e duidui mai na kena ka ratou volai vata koto era. Wirina na I sauni taro dodonu.

1. Kaikoso, nuqa, ki, kasala, kaikai.
2. Bitu, gasau, dovu, duruka, ivi.
3. Baravi, cakau, vuci, dela ni mati, veivutia
4. Moka, toro, ba ni ika, susu.