ARISE! AWAKE! AND STOP NOT TILL THE GOAL IS REACHED

THEN INDIA SANMARGA IKYA SANGAM FIJI

RAVI RAVI SANGAM SCHOOL

P. O. Box 277,
Ba, Fiji.

Regd. 1077

Ph: 4501548
email: raviravi.sangam@yahoo.com

Realigned Weekly Home Study Package

Name of Child: _____

Grade: 5

_____

Subjects for this week:

1. Elementary Science
2. Healthy Living
3. Social Studies
4. Mathematics
5. English
6. Art & Craft
7. Music
8. Physical Education
9. Hindi

_____

1077 RAVIRAVI SANGAM SCHOOL
Realigned Curriculum: ***Weekly Home Study Package***

YEAR/LEVEL: 5 **SUBJECT: ELEMENTARY SCIENCE**

STRAND	3 Energy
SUB-STRAND	**S3.1** Energy sources and transfer
CONTENT LEARNING OUTCOME	**S5.3.1.2** Recognize and describe transformations of energy. **S5.3.1.2** Gather data on energy use and develop good practices in energy conservation.

LESSON NOTES

Circuits

- ✓ **A circuit is a path that allows electricity to pass through it.**
- ✓ **For electricity to pass through the circuit, there must be a complete loop.**
- ✓ **The electricity flows from the negative terminal of the battery, through the bulb and back to the positive terminal of the battery.**

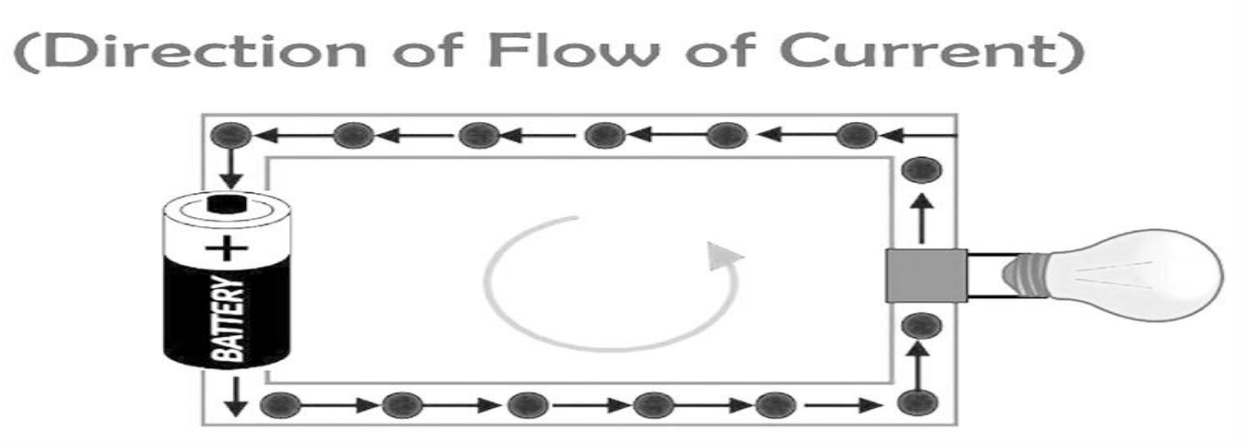

Series Circuit

- ✓ **The components are connected end- to –end, one after the other.**
- ✓ **You can connect several lamps in series.**
- ✓ **A single switch can turn them all on and off.**

Parallel Circuit

- ✓ **Different components are connected on different branches of the wire.**
- ✓ **If a lamp breaks the other lamps will continue to light.**
- ✓ **This is why our homes are wired up with parallel circuit.**

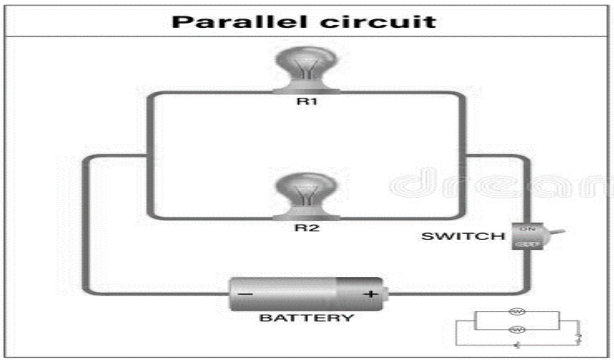

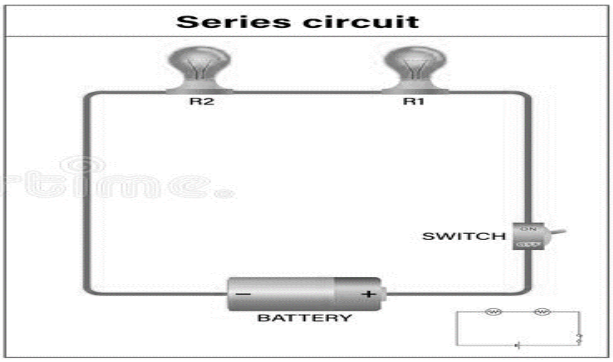

Activities

complete	**loop**	**negative**	**positive**	**path**	**electricity**

Fill in the Blanks

A circuit is a_____ that allows _____ to pass through it. Electricity always travels from _____ to the _____. A circuit will only work if it is _____.This means it must make a complete_____.

True/ False

(i) In series circuit, the components are all connected end to end. _____

(ii) The switch is used to control the current. _____

(iii) The electricity flows from positive to negative terminal._____

(iv) In parallel circuits different components are connected to the same branches. _____

Draw the following:

Circuit	Series Circuit	Parallel Circuit

1077 RAVIRAVI SANGAM SCHOOL
Realigned Curriculum: *Weekly Home Study Package*

YEAR – 5 **SUBJECT: HEALTHY LIVING**

STRAND	**Strand 3** Safety
SUB-STRAND	**H5.3.1** Personal Safety
CONTENT LEARNING OUTCOME	**CLO H5.3.1.2** Distinguish between prescribed and over the counter (OTC) drugs

LESSON NOTES

Drugs

- A **drug** is a substance which may have medicinal, intoxicating, performance enhancing or other effects when taken or put into a human body and is not considered a food or exclusively a food.

Drugs

Legal drugs

- **Prescribed Drugs** – are those **issued by the doctor** to cure a particular sickness. For example antibiotics.
- **Over the Counter (OTC) Drugs** – are those that can be bought over the counter **without** the doctor's **prescription** for example Panadol.

Illegal Drugs

Are those drugs that are not allowed by the government to be used by its people. For examples: marijuana, glue, cocaine, etc.

Activities

Define the following terms

(i) Drugs – _____

(ii) Prescribed drugs - _____

(iii) Over the Counter Drugs – _____

(iv) Illegal drugs - _____

1077 RAVIRAVI SANGAM SCHOOL
Realigned Curriculum: *Weekly Home Study Package*
Week

YEAR/LEVEL – 5 **SUBJECT: SOCIAL STUDIES**

STRAND	**Strand 3** Place and Environment
SUB-STRAND	**SS5.3.1** Features of Places
CONTENT LEARNING OUTCOME	Recap- **SS5.3.1.1** Discuss special physical features and the unique attraction of Fiji

LESSON NOTES

Mapping Skills

Use the map given below and your knowledge to answer the questions that follows

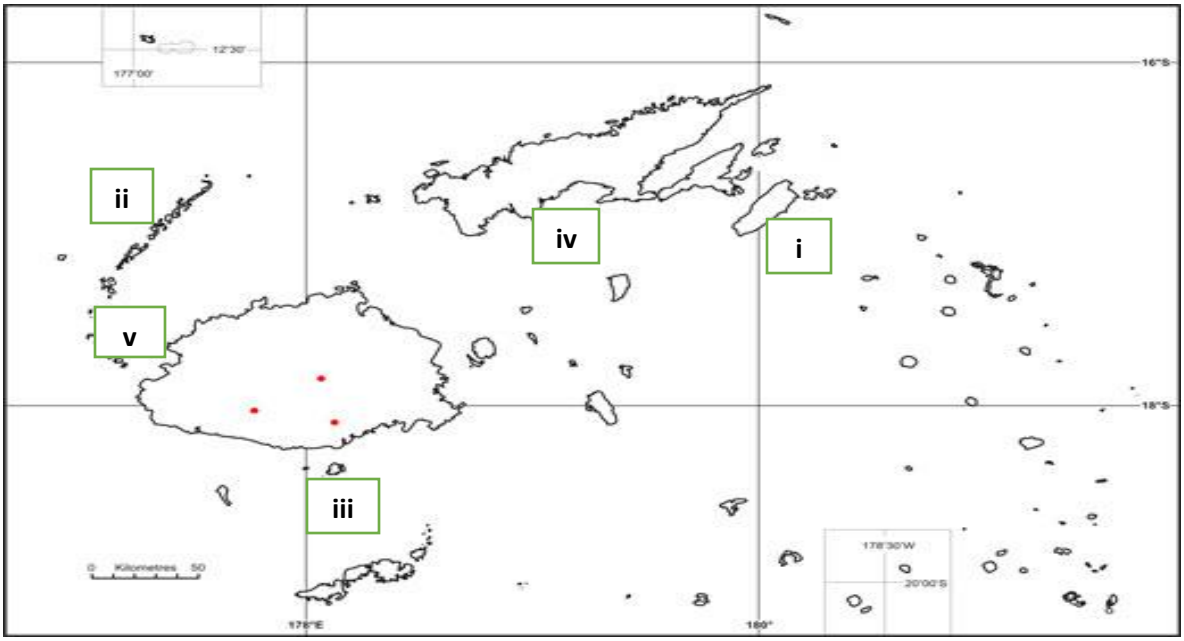

WORD LIST

Nadi	Savusavu	Yasawa Group	Taveuni	Beqa

Study the Map given and identify the places numbered (i) to (v) which are marked on the map.

i	**Garden island of Fiji**	**-**	_____
ii	**Group of islands**	**-**	_____
iii	**Island famous for fire walking**	**-**	_____
iv	**Known as hidden paradise**	**-**	_____
v	**International Airport**	**-**	_____

1077 RAVIRAVI SANGAM SCHOOL
Realigned Curriculum: *Weekly Home Study Package*
Week

YEAR/LEVEL – 5 **SUBJECT: Mathematics**

STRAND	**Strand 3 Measurement**
SUB-STRAND	**M.3.1 Area/ Length**
CONTENT LEARNING OUTCOME	**New CLO M5.3.1.3** Identify and show appropriate parts and measure of circles

LESSON NOTES

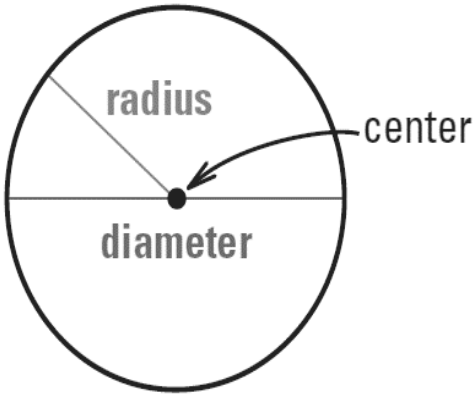

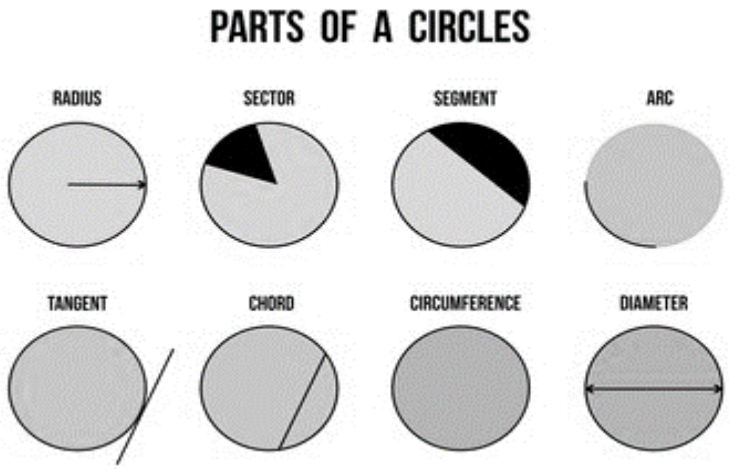

Center: **it is in the center of a circle, every point on the circle is at the same distance from the center point.**

Radius: **The distance from the center of the circle to its outer rim.**

Chord: **A line segment whose endpoints are on a circle.**

Diameter: **A chord that passes through the center of the circle. The length of a diameter is two times the length of a radius.**

Tangent: **A line that intersects a circle in exactly one point.**

Circumference: **distance around the outer edge of the circle.**

Radius : 3cm **Radius: 4m**

Diameter: 6cm **Diameter: 8m**

Activities

1. Draw and label the parts of a circle.

2. Find the Radius and diameter of the following

a

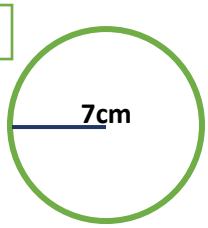

Radius: _____

Diameter: _____

b.

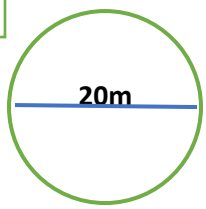

Radius: _____

Diameter: _____

1077 RAVIRAVI SANGAM SCHOOL
Realigned Curriculum: *Weekly Home Study Package*

YEAR/LEVEL – 5 **SUBJECT: English**

Listening and Speaking

For this strand – **discuss** the picture given below with your **family members**. Try to answer the questions given. (***Just do oral discussions, you don't have to write the answers)***



- ***What do you see in the picture?***
- ***How does the above activity help our environment?***
- ***Do you sort your rubbish at home?***

Reading and Viewing – *Importance of Sorting our Waste*

Read the passage given below and discuss the questions given. ***(Note: just do oral discussions, don't write the answers down)***

If you don't sort your rubbish and simply dispose of it, your recyclable waste and non-recyclable waste will both reach the landfill. While this causes the loss of recyclable resources, it also consumes landfill space rapidly. Moreover, some types of organic waste decompose in landfills to release greenhouse gases. All of this is immensely harmful to the environment. However, by sorting your rubbish at home, you can ensure that recyclable waste doesn't get dumped in landfills. This reduces consumption of landfill space as also the emission of greenhouse gases. And, your recycled waste can be put to good use or you can re – use some of these items. It is always a good idea to sort your rubbish before disposing of it. Sorting rubbish ensures that your recyclable waste does not end up in landfills unnecessarily. It is also more practical for you and saves yours from bearing additional costs in waste disposal. To sort your waste ahead of disposal, make sure that you know how to differentiate recyclables from non-recyclables.

- *What is the **passage** about?*
- *Name some things that you can **recycle at home**?*
- *What do you do with the **rubbish produced at home**?*
- *How does your rubbish **harm the environment**?*

Writing and Shaping – A / An

A versus An

How do you know when to use the articles - "a/an"?

If the ***first letter makes a vowel-type sound***, you use **"an"**; if the ***first letter would make a consonant-type sound***, you use **"a."** However, even if you follow these basic rules when deciding to use **"a" or "an,"** ***remember that there are some exceptions to these rules***.

"A" goes before words that begin with consonants.

a cat a dog a purple onion

a buffalo a big apple

"An" goes before words that begin with vowels (**a e i o u**):

an apricot an egg an Indian

an orbit an uprising

Exceptions:

Use "an" before a ***silent or unsounded*** **"h",** because the **"h"** does not have any phonetic representation or audible sound, the sound that follows the article is a vowel; consequently, "an" is used.

an honorable peace an honest error

When **"u"** ***makes the same sound*** as the **"y"** in **"you,"** then **"**a" is used.

a union a united front a unicorn

Activities

Fill in the blanks by putting in *a or an*.

1. Nick has _____big house.
2. I got _____ umbrella for my birthday.
3. The teachers formed _____ union.
4. He made _____ honest mistake.
5. Let's read _____ story book.
6. My father is _____ doctor.
7. The Nile is _____ river.
8. Have you got _____ exercise book?
9. Today is _____ hot day.
10. Neil has _____ dog.

1077 RAVIRAVI SANGAM SCHOOL
Realigned Curriculum: *Weekly Home Study Package*
Week

YEAR– 5 **SUBJECT: ART & CRAFT**

STRAND	**A1 Visual Art**
SUB-STRAND	**A2.1 Arts Idea**
CONTENT LEARNING OUTCOME	**A5.2.1.1** Explore their own ideas, experiences and observations to make and modify images and objects

What is the Colour Wheel?

- A **colour wheel** is a tool used in art and design to show colours and their relationship to each other.

What are Primary Colours and Secondary Colours?

- In the colour wheel, the **primary colours** are ***red, blue, and yellow***.
- The **secondary colours** are the ***first three*** colours that are made from mixing **two primary** colours together.

Red	+	Yellow	=	Orange
Blue	+	Red	=	Purple/violet
Blue	+	Yellow	=	Green

- **Tertiary colours** are made by mixing **primary** and **secondary** colours. These are:

Red	+	Orange	=	Red-Orange
Yellow	+	Orange	=	Yellow-Orange
Yellow	+	Green	=	Yellow-Green
Blue	+	Green	=	Blue-Green
Blue	+	Purple	=	Blue-Purple/violet
Red	+	Purple	=	Red-Purple/violet

Activity - Fill in the correct colours.

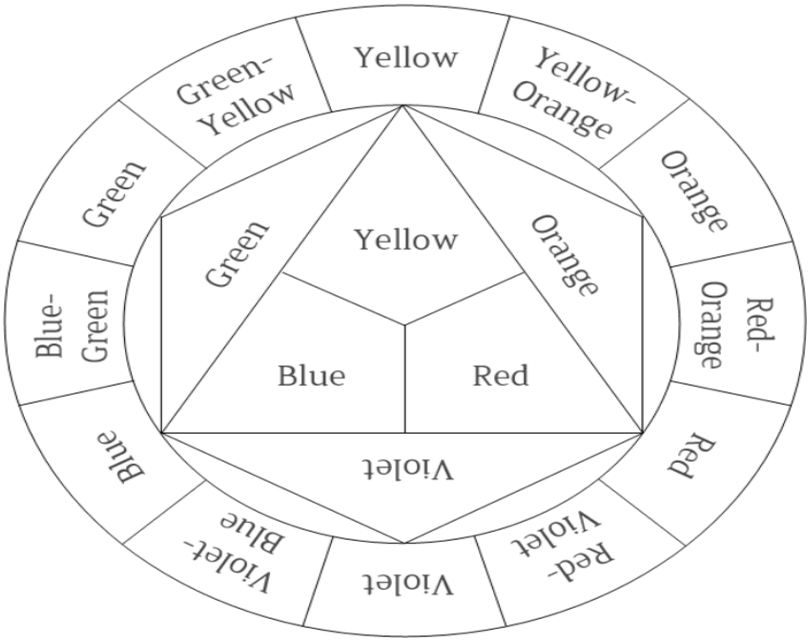

1077 RAVIRAVI SANGAM SCHOOL
Realigned Curriculum: *Weekly Home Study Package*
Week

YEAR– 5 **SUBJECT: MUSIC**

STRAND	**A1 Performing Art**
SUB-STRAND	**A5.1.2 Art Skills And Process**
CONTENT LEARNING OUTCOME	A5.1.2.1 Explain and demonstrate basic musical terms and their uses.

Traditional Musical Instruments

We all have **special musical instruments** in our **culture** that helps us to express our culture and traditions through music. These instruments play a vital role in practicing and preserving our cultural and traditional values.

Activity

Research Work

Find out about some of your cultural/traditional musical instruments.

Draw and name *one* of the **cultural/traditional instruments** you have researched about.

1077 RAVIRAVI SANGAM SCHOOL
Realigned Curriculum: *Weekly Home Study Package*
Week

YEAR– 5 **SUBJECT: PHYSICAL EDUCATION**

STRAND	**1 Fundamental Motor Skills**
SUB-STRAND	**A1.1 Motor Skill Development**
CONTENT LEARNING OUTCOME	**A5.1.1.1** Create and classify combinations of body movement and motor skills in different categories.

Body Movements

Agility
Agility is the ability to change direction accurately and quickly of the entire body. Running past somebody or dodging someone or an obstacle is a very good example. Agility can be developed by running around obstacle at a very short time over and over again. The aim is to keep reducing your time.

Balance
Is the ability to maintain equilibrium or correct posture when moving or not moving, when moving and suddenly stopping or changing direction, when running without falling is the true sign of maintaining balance.

Coordination
Is the ability of using your senses and body parts to perform motor skills swiftly and smoothly. A classic example would be when dancing. While we hear the music, we make relevant moves of our hands, legs and the entire body at the same time. This movement stops when the music stops. When watching games, cheering is done only when you see the play in progress.

Power
Is the ability to transfer energy swiftly or quickly into force. The faster the change the better the impact on the movement. For example a tackle in a ruby game or a sprint to the tape in athletics.

Activity

Define the following:

a. **Power -** _____

_____

b. **Agility** - _____

_____

c. **Balance -** _____

_____

d. **Coordination -**_____

_____

1077 RAVIRAVI SANGAM SCHOOL
Realigned Curriculum: *Weekly Home Study Package*
Week

YEAR/LEVEL – 5 **SUBJECT: HINDI**

Listening and Speaking – रक्षा - बंधन (राखी)

रक्षा बंधन, जिसे राखी भी कहा जाता है, हिंदू त्योहार है जो भाईचारे और प्रेम का जश्न मनाता है। राकी भाइयों और बहनों के बीच के बंधन को भी मजबूत करता है।



रक्षा बंधन पर गहन चर्चा करें। राकी के महत्व के बारे में चर्चा करें। एक भाई और एक बहन के बीच के बंधन के बारे में बात करें।

Reading and Viewing – कविता को पढ़ें और मौखिक (Oral) रूप से प्रश्नों पर चर्चा करें।

भैया तुम आ जाओ ना...
बाज़ारों में राखी सजी है
अपनी भी कलाई में सजाने दो
मुझे भी उत्सव मनाने दो
नहीं चाहिए मेवे और उपहार बदले में,
तुम बस रक्षा का वचन निभाओ ना...
आओ मुझको तिलक लगाने दो
मैंने फिरसे पूजा की थाल सजाई है
देखो मैंने पसन्द की गुजिया बनाई है
साथ में लडडू और मिठाई है
नहीं है इस बार कोई शिकायत तुमसे,
तुम भी मन का बैर हटाओ ना...
भैया तुम आ जाओ ना... by : Jaya Panday

- कविता किस बारे में है?
- इस कविता का कवि कौन है?
- राकी के दौरान बहनें क्या करती हैं?

Writing and Shaping – एक वचन (Singular)

एक वचन (Singular) क्या हैं? ऐसे शब्द जो हमें बताते हैं कि हम एक व्यक्ति या वस्तु के बारे में बात कर रहे हैं।

उदाहरण

लड़का, पुस्तक, फल, पत्ती, लड़की, मक्खी, आदि।

- ***घोड़ा*** घास खा रहा है।

सिर्फ **एक घोड़ा** घास खा रहा है। यह **एकवचन** हो जाता है

कोष्ठक में से सही **एकवचन शब्दों** से रिक्त स्थानों की पूर्ति कीजिए।

1. _____ बहुत तेज दौड़ रहा है। (घोड़ा / घोड़े)
2. _____ रो रहा है। (लड़के / लड़का)
3. _____ हँस रही थी। (लड़की / लड़कियां)
4. राम को _____ ने काटा। (कुत्ता/कुत्ते)
5. _____वाहन के नीचे दब गई। (बिल्लियां / बिल्ली)

Culture - नीचे दिए गए वाक्यों को पढ़िए और **सही (True)** या **गलत (False)** लिखिए।

1.	राकी भाइयों और बहनों का त्योहार है।	
2.	कोई काम छोटा या बड़ा नहीं होता।	
3.	हमेशा मधुर और सत्य भोले।	