

WORKSHEET : 14 - LITERACY

NAME.....

A. 1. Revise Rhymes with them.

2. Tell them more funtime stories from the book, you tube or from our viber platform or you can tell made – up stories.

B. Joining Dot to Dot and colour.

1. Diya



2. Candle



Visit www.kidadl.com for more free coloring pages


WORKSHEET 14 – NUMERACY

DAY 2

1. Colour by Numbers.

Colour by numbers

1 - yellow
2 - pink
3 - purple
4 - orange
5 - light blue
6 - green











200 Laxmi Park, 6/11, Market Street, New Delhi 110007. Mobile: +91 9811343434
22/A, Preeti Colony, New Pind Bani, Ashok Nagar Sector - 20/2A, +91 8860331111
info@teachingstation.com

2. What Number comes before?

Name: _____

What Comes Before?

 _____	 _____
 _____	 _____
 _____	 _____
 _____	 _____

WORKSHEET 14

DAY 3

SCIENCE AND ART AND CRAFT

A. SCIENCE ACTIVITY

1. Add different colours of crepe paper or food colour or soil or flour or turmeric or sand or juice to few glass of clear water and let your child see/observe the colour change.

* Please use whatever is available at your home.

* Use 2 to 3 stuff's only – for comparison

2. Add little oil in water and mix it. Let your child observe what happens to oil – does it mix with water or no.

3. Mix some dishwashing paste or soap powder to a basin of water. Let your child mix it and make big bubbles.

4. Let your child play with soil or clay soil and water and let them explode and make shapes out of it.

*The above activities are to be done under parents' strict supervision.

*Upload pictures on our viber group.

B. Art & Craft

Do collage using recycled material on your choice on a separate paper.

WORKSHEET 14

DAY 4

HEALTHY LIVING

A. OUTDOOR ACTIVITIES.

1. What is the time Mr Wolf?
2. Hopscotch

*Supervision needed

B. INDOOR ACTIVITIES

1. Musical chair
2. Zumba
3. Any sort of Balloon game

* Supervision needed.

C. HEALTH & WELL- BEING

1. Clean your child's hair, nails, ears etc.
2. Bathing properly with soap.
3. Tooth brushing - use of colgate.
4. Wash fruits before eating.
5. Handwashing – 20 seconds with soap and water.

*Supervision needed.

D. PRETEND PLAY – Going fishing; Going for picnic or Going to a wedding.

*Let your child play one of the Pretend Play with their siblings and upload a 60 seconds video.

- Upload pictures on viber group.

ART AND CRAFT

1. Do any kind of creative art using any recycled material.

Eg. -Make lantern using plastic bottle, coloured paper or plastic cups.

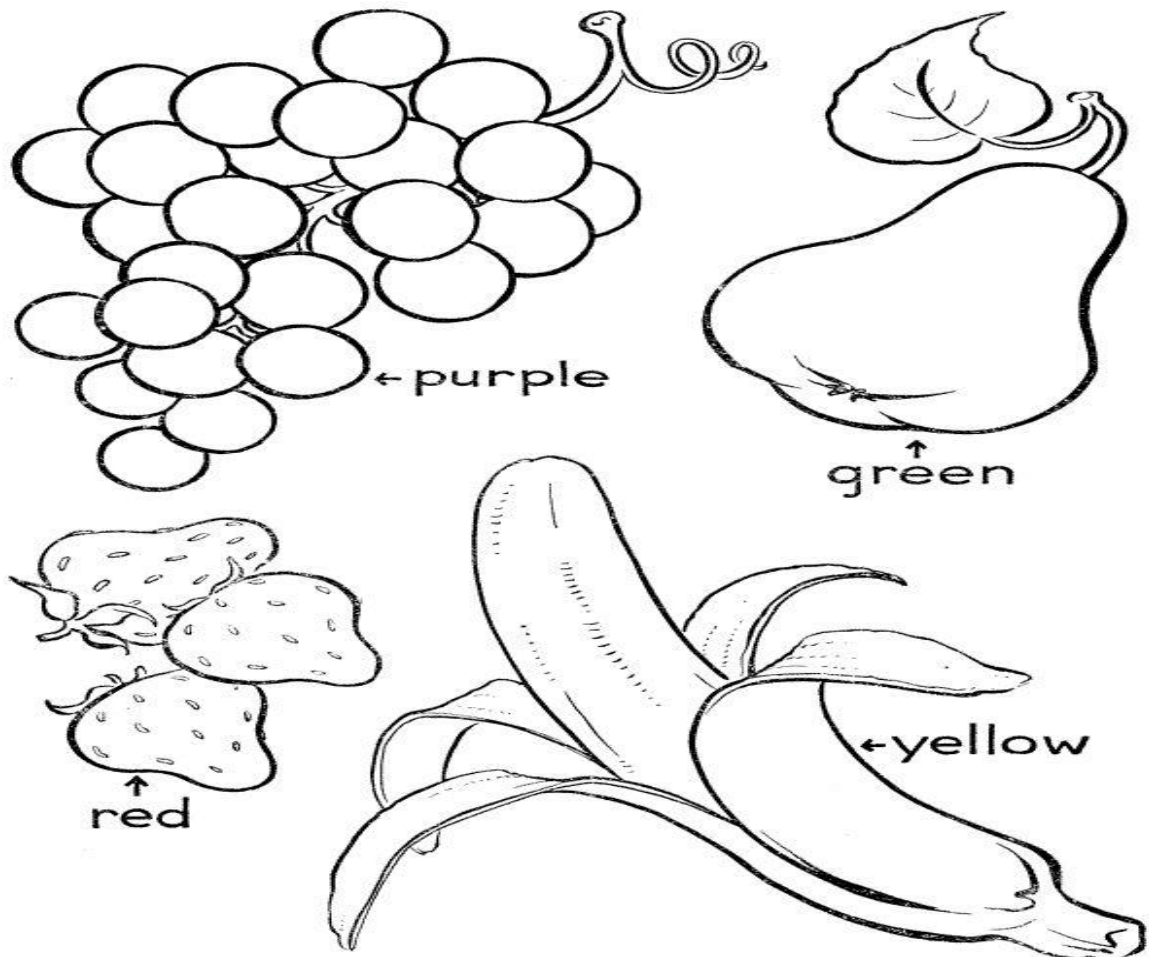
-Make diyas

-Make any ceiling hanging etc.

- Upload pictures.

2. Colouring Activity – Colour which colour is required.

Fruits.




REVISION
WORKSHEET : 15 - LITERACY

NAME.....

A.

1. Revise Rhymes with them.
2. Teach them Numbers and phonics. Read and write both.
3. Teach them write their Names.
4. Tell them more stories.

B.Pre-Drawing - Let your child draw and colour whatever he/she can.



REVISION
WORKSHEET 15
NUMERACY

Day 2

1 Number Writing

Name: _____ Date: _____

Number Writing Practice 1-30

Trace the numbers 1-30 and then write 1-30 (2 times) in the blank boxes!

1	2	3	4	5	6	7	8	9	10
1	2	3	4	5	6	7	8	9	10

11	12	13	14	15	16	17	18	19	20
11	12	13	14	15	16	17	18	19	20

21	22	23	24	25	26	27	28	29	30
21	22	23	24	25	26	27	28	29	30

© 2012 <http://theartteaching365.blogspot.com/>

2 Make a match – match number 1-10



NAME _____

DATE _____

COUNT AND MATCH

Count the objects and match them with the correct numbers.

1 .



2 .



3 .



4 .



5 .



edubuzzkids.com © 2013. All Rights Reserved.



OBSERVATION/SCIENCE,IMITATING SOUNDS & ART&CRAFT

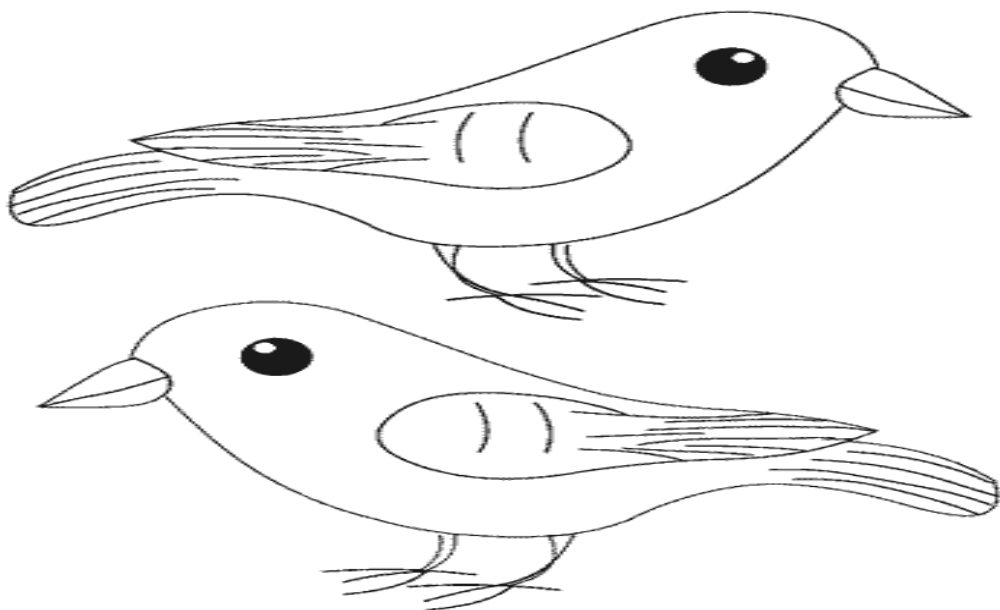
A. Observation – let your child observe:

1. Buds on flower plants.
2. New shoots coming out on any plant.
3. Green and dried (brown) leaves.
4. Dried grass because of draught.
5. Cracking of earth (soil).

B. Imitating Sounds – Let your child make the sound of:

1. Transport – Car, bus, tractor, aeroplane, boat, motorbike etc.
2. Animals
3. Birds

C. ART & CRAFT- Colouring Activity



WORKSHEET 15

DAY 4

HEALTHY LIVING

A. Indoor Activities.

1. Musical chair & zumba.
2. Rolly Polly
3. Head shoulder

B. Outdoor Activities.

1. Sand or water play
2. Tag of war – pulling rope
3. Penguin Dance. Search from you Tube.

C. Health & well – Being.

1. Flushing toilet after use.
2. Rubbish belongs in Rubbish bin.
3. Eat local fruits and vegetables
4. Sleep on time.
5. Hand washing 20 seconds with soap & water.

D. Drama Games – Stop, Go, Jump, Clap. Let your child do all of the above.

- Upload a 60 second video on Part D.
- All the above activities are to be done under parent's supervision.

**Upload pictures on viber group.*

Worksheet 15

REVISION

Day 5

Collage Activity – Do a collage with any recycle material.

