



MADHUVANI SANGAM PRIMARY SCHOOL

WEEKLY HOME STUDY PACKAGE 11 COVID- 19 (EXTENDED SCHOOL BREAK)

SUBJECT	ENGLISH	YEAR	1
NAME		ADDRESS	

Strand	Reading and Writing
Sub- Strand	Reading and Writing
Content Learning Outcomes	Read fluently, make predictions using picture clues and letter sound relationship. Read given story using the sound





Learn the given sound. Draw or paste pictures with 'ch' sound.

ch

The illustrations include: chin, chick, chain, chip, chill, chai, chair, choo, choc, cheese, chop, chore, march, couch, lunch, torch, reach, touch, watch, beach, coach, and peach.





ACTIVITY WEEK 18

1. Read the story related to the sound 'ch'.
2. Circle the words with 'ch' sound.












Choosy Chester

Chester was a choosy chimp. He would only choose chocolate, cheese, cherries, chicken, chips, chilli or chops for his lunch. One day when he was chewing his choices he was chased by a cheetah so now Choosy Chester chews so quickly he nearly chokes.

ACTIVITY WEEK 19 Circle the correct names of these pictures.

		
chair / cheese	watch / chain	chill / Chop
		
choose / lunch	choose / church	chocolate / chips





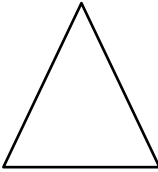


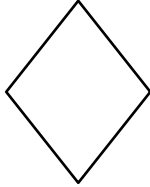


MADHUVANI SANGAM PRIMARY SCHOOL

WEEKLY HOME STUDY PACKAGE 11 COVID- 19 (EXTENDED SCHOOL BREAK)


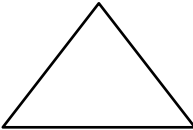

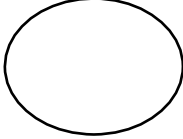
SUBJECT	MATHEMATICS	YEAR	1
NAME		ADDRESS	

Strand	<ul style="list-style-type: none">• Shapes & Numbers
Sub - Strand	<ul style="list-style-type: none">• Shapes and its properties• Addition and subtraction
Content Learning Outcome	<ul style="list-style-type: none">• Children should be able to name any of the basic shapes and its properties.• Children should be able to add and subtract numbers.

Shapes

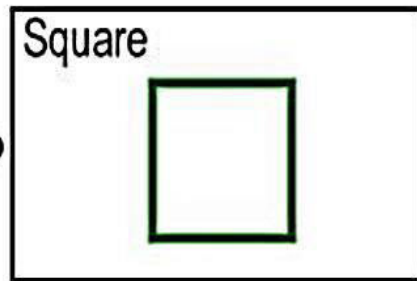
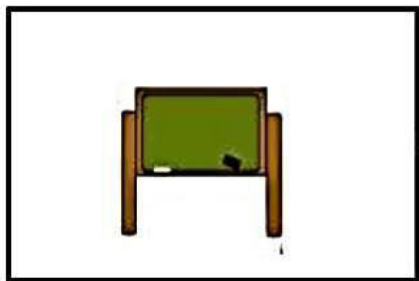
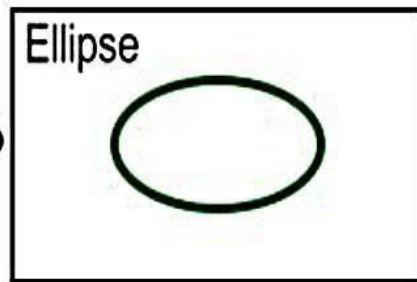

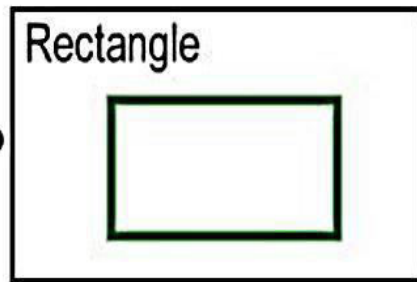
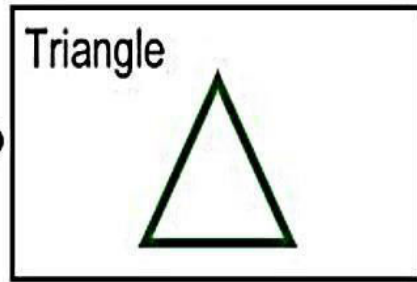
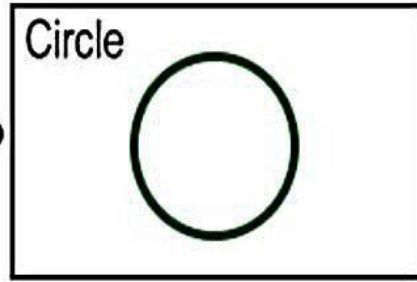

			
oval	circle	triangle	square
			
star	diamond	heart	rectangle

Properties of Basic Shapes

 Square	 Triangle
It has 4 sides and 4 corners. All the sides are equal.	It has 3 sides and 3 corners. It is shaped like a mountain.
 Rectangle	 Circle
It has 4 sides (2 long and 2 short) and 4 corners.	It has 0 sides and 0 corners. It goes round and round.

ACTIVITY WEEK 18

Look at the objects on the left. Draw line to match the correct shape on the right.

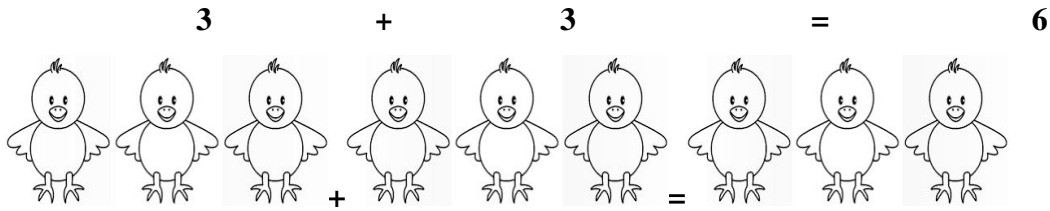


WEEK 19

Addition / plus (+) / put together


An addition is a process of finding the total or sum by joining two numbers. Addition of two single digit numbers can be done using fingers.

For example:



ACTIVITY 1

Count, add and circle the correct answer.

$7 + 4 = \underline{\quad}$	14	11		$14 + 5 = \underline{\quad}$	19	17
-----------------------------	----	----	---	------------------------------	----	----

$12 + 8 = \underline{\quad}$	20	10
------------------------------	----	----

$6 + 2 = \underline{\quad}$	18	8
-----------------------------	----	---

$3 + 9 = \underline{\quad}$	12	13
-----------------------------	----	----

$15 + 1 = \underline{\quad}$	15	16
------------------------------	----	----

Solve the following:

3 +	<input style="width: 50%; height: 20px;" type="text"/>	= 9
-----	--	-----

<input style="width: 50%; height: 20px;" type="text"/>	+ 10 = 15
--	-----------

2 +	<input style="width: 50%; height: 20px;" type="text"/>	= 7
-----	--	-----

<input style="width: 50%; height: 20px;" type="text"/>	+ 8 = 11
--	----------


Subtraction/ minus (-) / take away

Subtraction is the process of taking away a number from another.

It is the method of calculating the difference between two numbers.

For example:

$$7 - 4 = 3$$



ACTIVITY 2

Count, minus and circle the correct answer.

$8 - 5 = \underline{\quad}$	3	4
-----------------------------	---	---

$17 - 4 = \underline{\quad}$	13	14
------------------------------	----	----

$11 - 6 = \underline{\quad}$	6	5
------------------------------	---	---

$16 - 11 = \underline{\quad}$	6	5
-------------------------------	---	---

$18 - 8 = \underline{\quad}$	11	10
------------------------------	----	----

$19 - 1 = \underline{\quad}$	17	18
------------------------------	----	----

Solve the following:

$14 - \square = 10$

$\square - 4 = 16$

$11 - \square = 9$

$\square - 11 = 2$



MADHUVANI SANGAM PRIMARY SCHOOL

WEEKLY HOME STUDY PACKAGE 11 COVID- 19 (EXTENDED SCHOOL BREAK)

SUBJECT	HEALTHY LIVING	YEAR	1
NAME		ADDRESS	

Strand	Personal and community health
Sub – Strand	Making friends
Content Learning Outcome	Children should be able to learn the importance of making friends.

Making Friends

- Friends listen to our problems.
- They take away our sorrows.
- Friends put happiness in the right place.
- They help us when we need them.
- We can share secrets with our friends.

ACTIVITY WEEK 18

Circle the correct word in the bracket.

1. Sharing and caring is a good way to be (naughty, friendly).
2. It is not right to (bully, sleep).
3. Good friends are kind and (rude, honest).
4. Saying bad things about others is (good, rude).
5. Hugging your friend shows that you (hate, care).

ACTIVITY WEEK 19

Read the comprehension passage and answer the question that follows.

There were two friends. They went to a farm. They wanted to see the cows.

There were three cows. The cows were on the field.



- a) How many friends were there?
- b) Why did they go?
- c) Where were the cows?



MADHUVANI SANGAM PRIMARY SCHOOL

STUDENTS WORKSHEET 11 COVID- 19 (EXTENDED SCHOOL BREAK)

SUBJECT	HINDI	YEAR	1
NAME		ADDRESS	

(Revision)

STRAND: कविता पढ़ना और लिखना

SUB-STRAND: कविता की रचना और समझना

CONTENT LEARNING OUTCOME:

कविता पढ़ना और लिखना, कविता की रचना और समझना, कविता की भावना और अर्थ समझना, कविता की शैली और भाषा समझना

Week 18 Activities

कविता पढ़ना और लिखना, कविता की रचना और समझना, कविता की भावना और अर्थ समझना, कविता की शैली और भाषा समझना

1.

कविता पढ़ना और लिखना, कविता की रचना और समझना, कविता की भावना और अर्थ समझना, कविता की शैली और भाषा समझना

2.

कविता पढ़ना और लिखना, कविता की रचना और समझना, कविता की भावना और अर्थ समझना, कविता की शैली और भाषा समझना

3.

कविता पढ़ना और लिखना, कविता की रचना और समझना, कविता की भावना और अर्थ समझना, कविता की शैली और भाषा समझना




MADHUVANI SANGAM PRIMARY SCHOOL

WEEKLY HOME STUDY PACKAGE 11 COVID- 19 (EXTENDED SCHOOL BREAK)

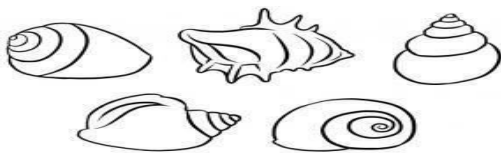
SUBJECT	VOSA VAKA VITI	YEAR	1
NAME		ADDRESS	

Strand	Na wilivola kei na volavola
Sub – Strand	Na volavola
Content Learning Outcome	Me ra vola na yaca ni veika e tabaki.

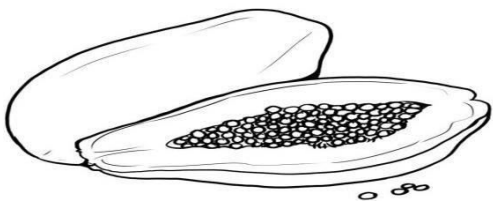
Cakacaka. Vakaotia na I yatuvosa ka volai koto. Digitaka na vosa e dodonu mai na o.



Oqo e dua na _____.



Oqo e so na _____.



Oqo na _____.



Oqo e dua na _____.











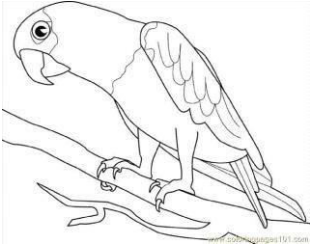
MADHUVANI SANGAM PRIMARY SCHOOL

WEEKLY HOME STUDY PACKAGE 11 COVID- 19 (EXTENDED SCHOOL BREAK)

SUBJECT	SOCIAL STUDIES	YEAR	1
NAME		ADDRESS	

Strand	Birds
Sub - Strand	Different kinds of bird
Content Learning Outcome	Children should be able to identify different kinds of birds.

Different kinds of Birds

		
owl	peacock	penguin
		
hen	ostrich	duck
		
eagle	pigeon	parrot

ACTIVITY WEEK 18

Colour and match each bird to its correct name.

parrot




vulture

goose

peacock

turkey

owl



www.cleverlearner.com

ACTIVITY WEEK 19- matching

1. penguin



2. swan

3. parrot

4. woodpecker

5. crow

6. pigeon





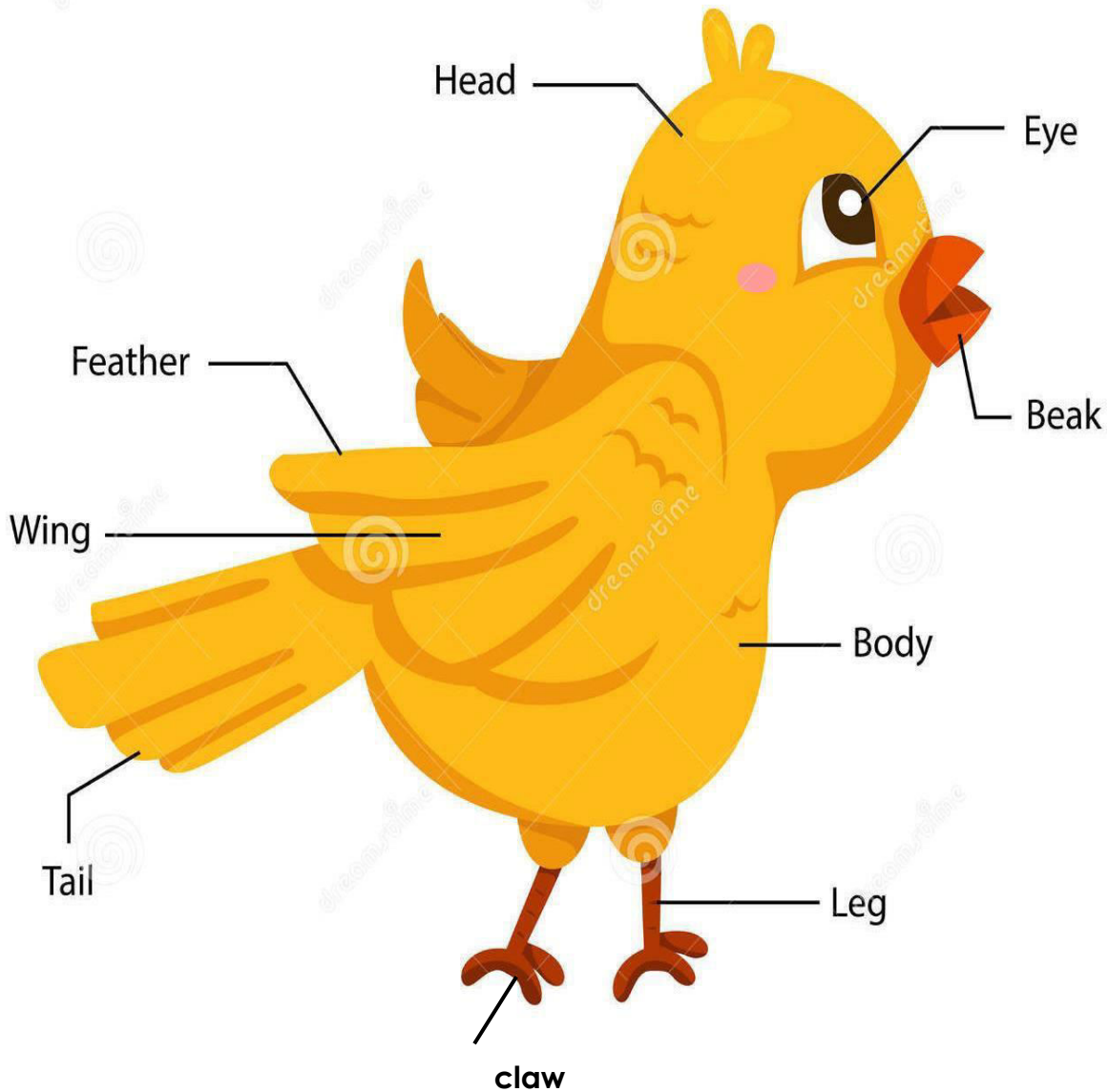
MADHUVANI SANGAM PRIMARY SCHOOL

WEEKLY HOME STUDY PACKAGE 11 COVID- 19 (EXTENDED SCHOOL BREAK)

SUBJECT	ELEMENTARY SCIENCE	YEAR	1
NAME		ADDRESS	

Strand	Birds
Sub - Strand	Parts of a bird
Content Learning Outcome	Children should be able to identify and label the parts of a bird.

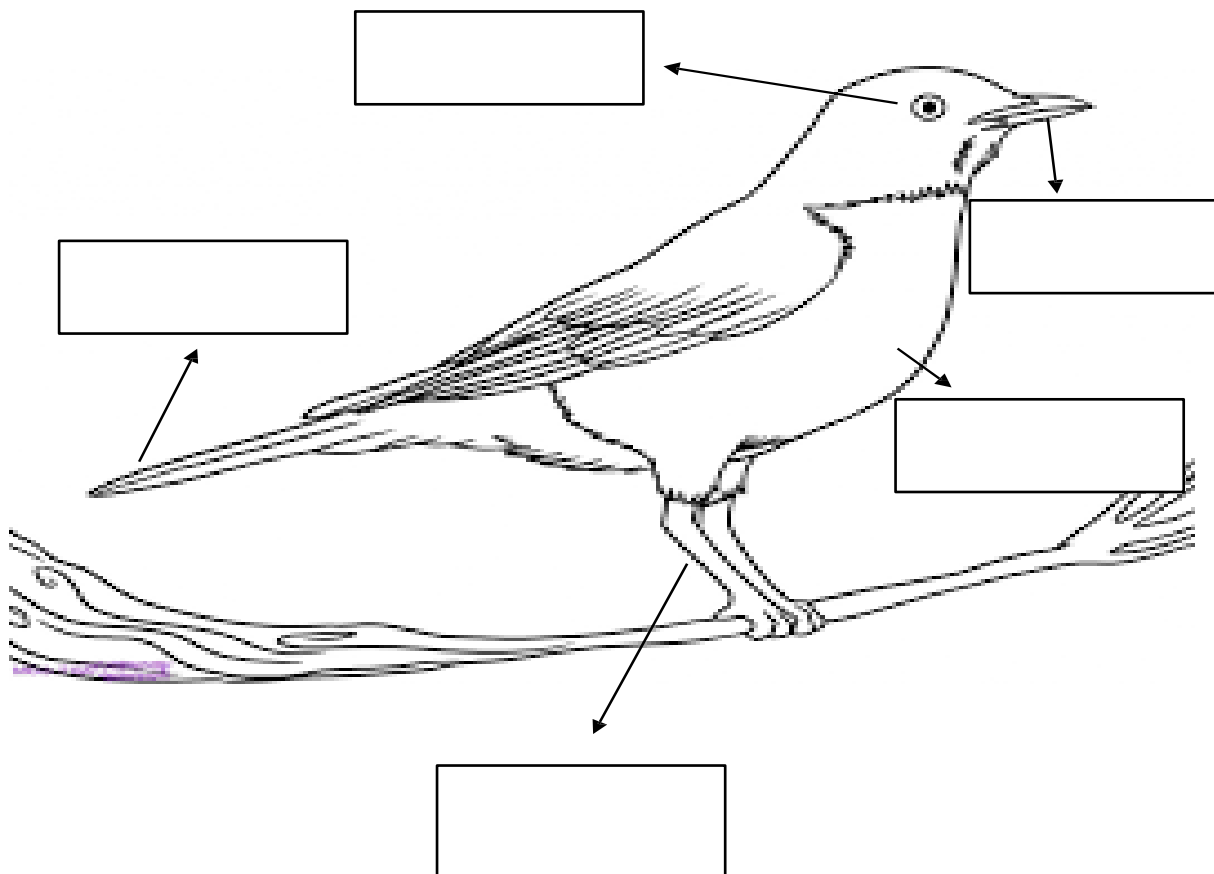
Parts of A Bird



ACTIVITY WEEK 18

Label the parts of a bird from the list given below.

Beak	Eye	Leg	Body	Tail
------	-----	-----	------	------



ACTIVITY WEEK 19

Colour the given picture.

