


NADI SANGAM SCHOOL

YEAR 1

HOME STUDY PACKAGE # 19



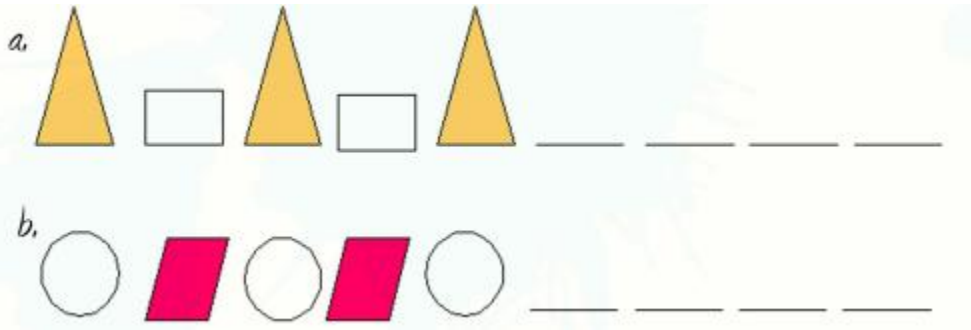
1076 NADI SANGAM SCHOOL  
WEEKLY HOME STUDY PACKAGE #19

MATHEMATICS: YEAR: 1

REVISION

WORKSHEET 21


1. Complete the Pattern



0		2		4		6		8	
---	--	---	--	---	--	---	--	---	--

2. Write the missing numbers. Count Forward

3. Count backwards by filling in the missing numbers on the caterpillar. Start from the head.



4. Write the number before

	5
--	---

	8
--	---

	3
--	---

5. Write the number after

1	
---	--

6	
---	--

6. Write the number in between

4		6
---	--	---

8		10
---	--	----

7. Order numbers from smallest to biggest

a. 7 4 5 \_\_\_\_\_

b. 9 5 10 \_\_\_\_\_

c. 8 2 6 \_\_\_\_\_

8. Learn these number names

1	one
2	two
3	three
4	four
5	five
6	six
7	seven
8	eight
9	nine

**1076 NADI SANGAM SCHOOL**  
**YEAR 1 – ENGLISH**  
**WEEKLY HOME STUDY PACKAGE #19**

**Phonics**

A. ch\_\_\_\_\_ tr\_\_\_\_\_ fi\_\_\_\_\_ ba\_\_\_\_\_

B. \_\_\_\_\_sh \_\_\_\_\_ke \_\_\_\_\_ble \_\_\_\_\_ght

**Draw and colour**

C. ball

cat

doll

egg

--	--	--	--

D. **Learn : Sight Words**

and	little
at	funny
away	go
big	help
blue	here
can	if
come	in
down	is
find	it
for	jump

Note: During online classes all students will be required to read out the given sight words

**1076 NADI SANGAM SCHOOL**  
**YEAR 1 – GENERAL SUBJECTS REVISION**  
**WEEKLY HOME STUDY PACKAGE #19**


**Myself And Others : Fill In The Blanks**

1. My name is \_\_\_\_\_ .
2. I am a \_\_\_\_\_ . (boy / girl )
3. I live in \_\_\_\_\_.
4. My school's name is \_\_\_\_\_ .
5. I am in year \_\_\_\_\_ .
6. My teacher's name is \_\_\_\_\_.

**Parts of a plant**

Label all the parts of the plant.

roots	leaf	stem	flower
-------	------	------	--------



**NADI SANGAM SCHOOL**  
**HOME STUDY PACKAGE #19**  
**COMPUTER STUDIES**  
**YEAR 1**

**15<sup>th</sup> to 19<sup>th</sup> November 2012**

**Revisional Activities**

**Section A: Draw the computer parts**

--	--	--	--

CPU

Mouse

Keyboard

Screen

**Section B: Uses Of The Computer Parts**

<b>Click</b>	<b>Show</b>	<b>Type</b>	<b>Brain</b>
--------------	-------------	-------------	--------------

1. Mouse- \_\_\_\_\_

2. Keyboard- \_\_\_\_\_

3. CPU- \_\_\_\_\_

4. Screen- \_\_\_\_\_

**1076 Nadi Sangam School**  
**Year 1 Vosa VakaViti**  
**Package 19 (15/ 11/ 21 – 19/11/21)**

**(A) Vakacuruma na matanivola ka yali fiko ena yaca ni veikacivi vakavuvale ka ra toka e ra:**

1. t\_ n\_ qu
2. \_ubu\_ \_
3. t\_ a\_ aqu
4. ta\_ \_q\_
5. ga\_ \_ qu

**(B) Vola na veibasai ni veivosa e ra:**

1. tucake- \_\_\_\_\_
2. vakatotolo- \_\_\_\_\_
3. vinaka- \_\_\_\_\_
4. levu- \_\_\_\_\_
5. balavu- \_\_\_\_\_

**(C) vola na vosa ka rorogo vata na veivosa e ra:**

1. kalu- \_\_\_\_\_
2. bobo- \_\_\_\_\_
3. bele- \_\_\_\_\_
4. wai- \_\_\_\_\_
5. sulu- \_\_\_\_\_

**(D) Tuvana vakadodonu na veiyatuvosa ka ra tuvai cala koto e ra:**

1. Au cici ni rawa sa.
2. dabe E ni ko rawa.
3. yaco mai Sa vulagi na.
4. rawa Sa qasi ni ko taciq.
5. koli na E tiko kodro.

1076 Nadi Sangam School

Year 1 HINDI (REVISION)

WEEKLY HOME STUDY PACKAGE # 19 (Worksheet 20)

क स्वर सही मात्रा लगाओ :

अ - — आ - — इ - — ई - — उ - —

ऊ - — ए - — ऐ - — औ - —

आँ - — अं - — अः - —

ख अक्षर इन्हें पूरा करो :

क	ख	—	घ	—
—	छ	—	झ	—
ट	—	ड	—	ण
—	थ	ढ	—	त
प	फ	—	भ	म
—	र	ल	—	श
—	स	—	क्ष	—
				ज

ग पढ़ो :

कल	रस	सर	नस
कव	मत	नल	वल
कस	मन	सर	गस
कम	सब	कर	बस
लत	भर	तन	तव

Sangam Education Board Online Resources