



MADHUVANI SANGAM PRIMARY SCHOOL

WEEKLY HOME STUDY PACKAGE 11 COVID- 19 (EXTENDED SCHOOL BREAK)

SUBJECT	ENGLISH	YEAR	2
NAME		ADDRESS	

Strand	Reading and viewing
Sub - Strand	Synonyms
Content Learning Outcome	Children should be able to identify words that have the same meaning.

Synonyms

a. Synonyms are words that give the same meaning.

b. Examples

- | | |
|----------------------------------|----------------------------------|
| 1. Boy – male / man / gentleman | 11. Gift- present |
| 2. Female – girl / woman / lady | 12. Scared – frightened / afraid |
| 3. Beautiful – pretty / stunning | 13. Cold – cool / freezing |
| 4. Rude – impolite | 14. Silly – foolish / funny |
| 5. Truthful – honest | 15. Sick – ill / unwell |
| 6. Glad – happy | 16. Laugh – giggle |
| 7. Difficult – hard | 17. Close - shut |
| 8. Sad – upset | 18. Mad - angry |
| 9. Little – small / tiny | 19. Jump - leap |
| 10. Tall – long | 20. Fat – Chubby |

ACTIVITY WEEK 18

Find and underline the correct synonym from the words given in the bracket.

- begin _____ (stop / start / finish)
- near _____ (her / far / close)
- loud _____ (quiet / noisy / big)
- damp _____ (wet / grass / wash)
- jump _____ (leap / sit / frog)
- small _____ (tiny / large / mouse)

Phonics

Read the story daily and highlight the “sl” blends that you find in the passage.

Sl

Slater and the Slug

Story by Andrew Frinkle

Slater had a pet slug.

It was very slow.

It was slippery.

It slid around on slime!

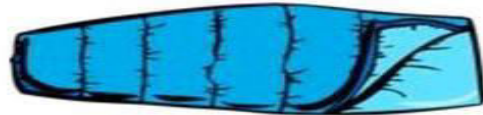


Sloan liked to sleep.

He put on slippers.

He slipped into a sleeping bag.

He slept very soundly.



ACTIVITY WEEK 19

Singular and Plural Nouns

A *singular noun* names one person, place, or thing.
A *plural noun* names more than one person, place or thing.
Add an *s* to many singular nouns to make them plural.
Add *es* to singular nouns that end with *sh, ch, x, z,* and *s* to make them plural.

→ Write the plural form of the nouns below.

- | | | | |
|-----------|-------|-----------|-------|
| 1. dish | _____ | 2. goat | _____ |
| 3. peach | _____ | 4. book | _____ |
| 5. chair | _____ | 6. box | _____ |
| 7. door | _____ | 8. bus | _____ |
| 9. stove | _____ | 10. lunch | _____ |
| 11. brush | _____ | 12. light | _____ |
| 13. sink | _____ | 14. lamp | _____ |
| 15. porch | _____ | 16. frame | _____ |



MADHUVANI SANGAM PRIMARY SCHOOL

WEEKLY HOME STUDY PACKAGE 11 COVID- 19 (EXTENDED SCHOOL BREAK)

SUBJECT	MATHEMATICS	YEAR	2
NAME		ADDRESS	

Strand	Measurement
Sub-strand	Repeated Subtraction – Skip Counting
Content Learning Outcome	Students should be able to skip count backwards

WEEK 18

REPEATED SUBTRACTION - SKIP COUNTING

Example:

- a. Skip counting backwards by 2's.

22 20 18 16 14 12 10 8 6 4 2 0

- b. Skip counting backwards by 3's.

33 30 27 24 21 18 15 12 9 6 3 0

- c. Skip counting backwards by 4's.

44 40 36 32 28 24 20 16 12 8 4 0

- d. Skip counting backwards by 5's.

55 50 45 40 35 30 25 20 15 10 5 0

ACTIVITY – SKIP COUNTING

Fill in the missing numbers using repeated subtraction.

- a. Skip counting backwards by 3's.

18 15 _____ 9 _____ 6 _____ 0

- b. Skip counting backwards by 4's.

48 44 _____ 36 _____ 28 _____ 20

- c. Skip counting backwards by 5's.

70 65 _____ 55 _____ 45 _____ 35

- d. Skip counting backwards by 2's.

30 28 _____ 24 _____ 20 _____ 16

WEEK 19 DIVISION AS REPEATED SUBTRACTION

□ Division Sign

Note: keep subtracting till you get 0 (zero) Example:

- a. 6 apples divided among 2 children. 6 □

$$\frac{6}{2} = 3$$

$$6 - 2 = 4 \quad \checkmark$$

$$4 - 2 = 2 \quad \checkmark$$

$$2 - 2 = 0 \quad \checkmark$$

3 apples

- b. 10 apples divided among 5 children. 10 □

$$\frac{10}{5} = 2$$

$$10 - 5 = 5 \quad \checkmark$$

$$5 - 5 = 0 \quad \checkmark$$

2 apples

- c. 21 pencils divided among 7 children.

$$\frac{21}{7} = 3 \quad \checkmark$$

$$21 - 7 = 14$$

$$14 - 7 = 7$$

$$7 - 7 = 0 \quad \checkmark$$

3 pencil

ACTIVITY

Solve the following.

- a. 24 flowers divided among 4 children. 24

$$\frac{24}{4} = \underline{\quad}$$

$$24 - 4 = \underline{\quad}$$

$$\underline{\quad} - 4 = \underline{\quad}$$

$$\underline{\quad} - 4 = \underline{\quad}$$

$$\underline{\quad} - 4 = 0$$

$\underline{\quad}$ flowers.

- b. 9 marbles divided among 3 children. 9

$$\frac{9}{3} = \underline{\quad}$$

$$9 - 3 = \underline{\quad}$$

$$\underline{\quad} - 3 = \underline{\quad}$$

$$\underline{\quad} - 3 = 0$$

$\underline{\quad}$ marbles

- c. 40 pens divided among 5 children. 40

$$\frac{40}{5} = \underline{\quad}$$

$$\underline{\quad} - \underline{\quad} = \underline{\quad}$$

$$\underline{\quad} - \underline{\quad} = \underline{\quad}$$

$$\underline{\quad} - \underline{\quad} = \underline{\quad}$$

$$\underline{\quad} - \underline{\quad} = \underline{\quad}$$

$$\underline{\quad} - \underline{\quad} = \underline{\quad}$$

$\underline{\quad}$ pens

- d. 18 books divided among 9 children.

$$\frac{18}{9} = \underline{\quad}$$

$$\underline{\quad} - \underline{\quad} = \underline{\quad}$$

$$\underline{\quad} - \underline{\quad} = \underline{\quad}$$

$\underline{\quad}$ books

MULTIPLICATION AND DIVISION

ACTIVITY

Solve the following equations by multiplying or dividing.

1. 28 caps divided among 7 children.

$$\underline{\hspace{2cm}} \div \underline{\hspace{2cm}} = \underline{\hspace{2cm}}$$

$$\underline{\hspace{2cm}} - \underline{\hspace{2cm}} = \underline{\hspace{2cm}}$$

$$\underline{\hspace{2cm}} - \underline{\hspace{2cm}} = \underline{\hspace{2cm}}$$

$$\underline{\hspace{2cm}} - \underline{\hspace{2cm}} = \underline{\hspace{2cm}}$$

$$\underline{\hspace{2cm}} - \underline{\hspace{2cm}} = \underline{\hspace{2cm}}$$

$$\underline{\hspace{2cm}} - \underline{\hspace{2cm}} = \underline{\hspace{2cm}}$$

$$\underline{\hspace{2cm}} - \underline{\hspace{2cm}} = \underline{\hspace{2cm}}$$

$$\underline{\hspace{2cm}} - \underline{\hspace{2cm}} = \underline{\hspace{2cm}}$$

$\underline{\hspace{2cm}}$ caps

2. 5 groups of 6.

$$\underline{\hspace{2cm}} \times \underline{\hspace{2cm}} = \underline{\hspace{2cm}}$$

$$\underline{\hspace{2cm}} + \underline{\hspace{2cm}} + \underline{\hspace{2cm}} + \underline{\hspace{2cm}} + \underline{\hspace{2cm}} = \underline{\hspace{2cm}}$$

3. 8 groups of 2.

$$\underline{\hspace{2cm}} \times \underline{\hspace{2cm}} = \underline{\hspace{2cm}}$$

4. 10 groups of 3

$$\underline{\hspace{2cm}} \times \underline{\hspace{2cm}} = \underline{\hspace{2cm}}$$

5. 22 flowers divided among 2 children.

$$\underline{\hspace{2cm}} \div \underline{\hspace{2cm}} = \underline{\hspace{2cm}}$$

6. 6 watches divided among 3 children.

$$\underline{\hspace{2cm}} \div \underline{\hspace{2cm}} = \underline{\hspace{2cm}}$$



MADHUVANI SANGAM PRIMARY SCHOOL

WEEKLY HOME STUDY PACKAGE 11 COVID- 19 (EXTENDED SCHOOL BREAK)

SUBJECT

HEALTHY LIVING

YEAR

2

NAME

ADDRESS

Strand	Weather
Sub-strand	Safety Precautions for Hurricane
Content Learning Outcome	Students should be able to identify Safety precautions for hurricane.

SAFETY PRECAUTIONS FOR HURRICANE

1. Store ample food and water at home.
2. Stay indoors.
3. Stay away from low lands that could be flooded.
4. Do not swim in dirty water
5. Tie weak structured house so that strong wind cannot blow the house away.

ACTIVITY WEEK 18

TRUE AND FALSE

Write True or False for the statements.

1. Stay away from low lands that could be flooded. _____
2. You should go out for picnic during hurricane. _____
3. During hurricane water your flower gardens. _____
4. Store enough food at home. _____
5. Tie the house if foundation of your house is weak. _____

ACTIVITY WEEK 19

Circle the items you need for the hurricane.



ball



toys



canned foods



medication



fast food



flashlight




bicycle




bottled water




radio

	MADHUVANI SANGAM PRIMARY SCHOOL		
	STUDENTS WORKSHEET 11 COVID- 19 (EXTENDED SCHOOL BREAK)		
SUBJECT	HINDI	YEAR	2
NAME		ADDRESS	

(Revision)

STRAND: 

SUB-STRAND: 

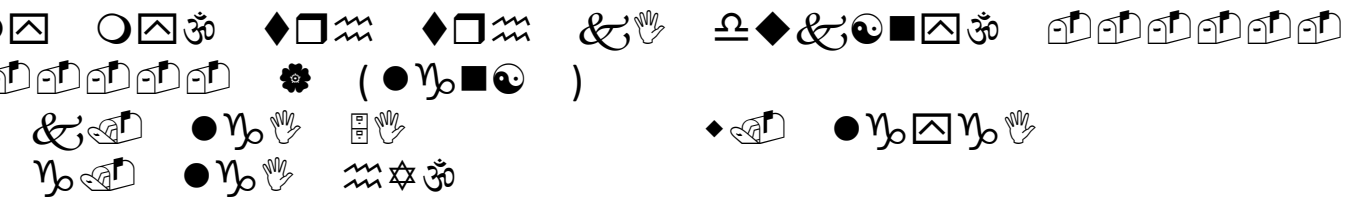
CONTENT LEARNING OUTCOME:



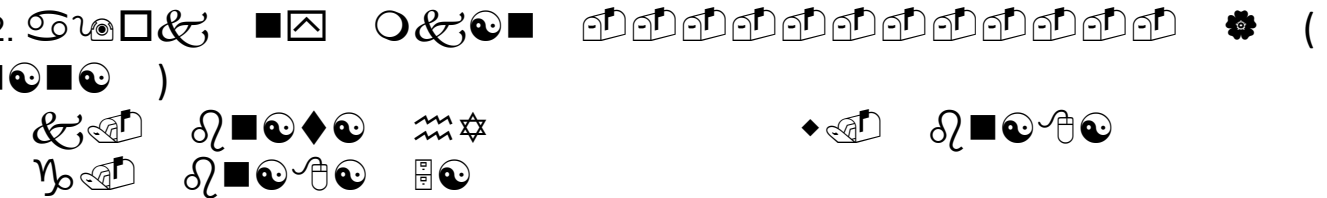
Week 18 Activities



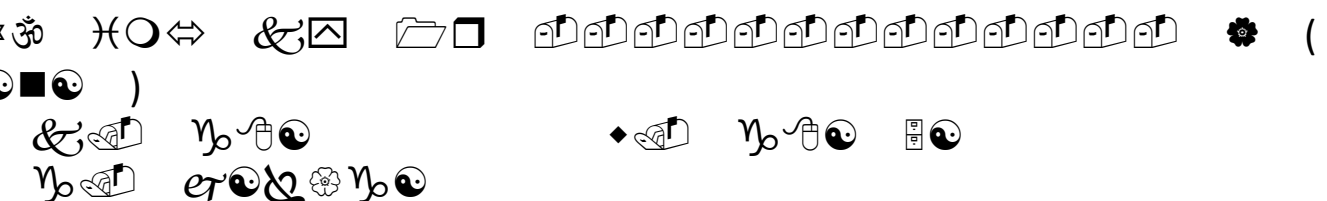
1.



2.



3.



4.

&◆☯☯ ■△ ㄩㄩㄩㄩ ㄅㄅㄅㄅㄅㄅㄅㄅㄅㄅㄅㄅㄅㄅㄅㄅ (◆☯■☯)
 &ㄅ ◆☯☞☯☯ ☯ㄅ ◆☯◆☯ ㄩ☆
 ☯ㄅ ◆☯☞☯

5.

ㄩ○ ☯☯☯☯☯ ☯☯ &□ ㄱ☯☯☯ ㄅㄅㄅㄅㄅㄅㄅㄅㄅㄅㄅㄅㄅㄅㄅㄅ
 * (&ㄩ■☯)
 &ㄅ &ㄩ◆△ ☯△ ◆ㄅ &ㄩ△☯☯☯
 ☯ㄅ &ㄩ◆△ ㄩ☆

6.

ㄱㄅ☯☯ ☯☯☯☯ ☯☯☯☯ ㄅㄅㄅㄅㄅㄅㄅㄅㄅㄅㄅㄅㄅㄅㄅㄅ (&☯☯☯)
 &ㄅ &☯◆☯ ㄩ☆ ◆ㄅ &☯◆☯ ㄩ☆
 ☯ㄅ &☯△☯☯

7.

☞◆■△ ☯☯☯☯☯☯ &△ ☞*◆☯ ㄅㄅㄅㄅㄅㄅㄅㄅㄅㄅㄅㄅㄅㄅㄅㄅ
 * (☯●◆■☯)
 &ㄅ ☯●◆◆☯ ㄩ☆ ◆ㄅ ☯●◆☯
 ☯ㄅ ☯●◆△☯☯

8.

○☯☯ ■△ ☯☯☯☯☯ &△ ☯●☞ ☯☯☯☯ ㄅㄅㄅㄅㄅㄅㄅㄅㄅㄅ
 ㄅㄅㄅㄅ * (ㄱ☯☯☯☯)
 &ㄅ ㄱ☯☯☯☯ ◆ㄅ ㄱ☯☯◆☯ ㄩ☆
 ☯ㄅ ㄱ☯☯◆☯ ㄩ☆

Week 19 Activities

☯◆☯☯☯☯ ☯☯☯☯☯ ☯●☯☯☯☯
 &ㄅ ☯☯◆☯ ㄅ ㄅㄅㄅㄅㄅㄅㄅㄅㄅㄅㄅㄅㄅㄅㄅㄅ
 ☯☯☯☯☯ ㄅ ㄅㄅㄅㄅㄅㄅㄅㄅㄅㄅㄅㄅㄅㄅㄅ
 ◆ㄅ ☯☯☯ ㄅ ㄅㄅㄅㄅㄅㄅㄅㄅㄅㄅㄅㄅㄅㄅㄅㄅ
 ☯☯ ☯☯◆ ㄅ ㄅㄅㄅㄅㄅㄅㄅㄅㄅㄅㄅㄅㄅㄅㄅ

[illegible]



MADHUVANI SANGAM PRIMARY SCHOOL

WEEKLY HOME STUDY PACKAGE 11 COVID- 19 (EXTENDED SCHOOL BREAK)

SUBJECT	VOSA VAKA VITI	YEAR	2
NAME		ADDRESS	

Wilika na i talanoa e ra mo na cakava kina na nomu cakacaka ena macawa oqo.

Na Tina ni Vuaka


E dua tiko na neitou tina ni vuaka.

E walu na luvena.

E ratou roka vulavula na veitinani oqo.

E ratou tiko ena nodratou toro.

Au dau vakani iratou e veisiga.



Cakacaka Lavaki

Taro

1. E vica tiko na luvena na tina ni vuaka?

2. E ratou roka cava na veitinani vuaka?

3. Na cava na yaca ni vale se ba ni vuaka?

B. Vosa Veibasai

Veisataka vakadodonu na vosa mai na **Wasewase A** ki na kena Veibasai ena

Wasewase B.

Wasewase A	Wasewase B
1. tina	marama
2. vulavula	qase
3. turaga	tama
4. gone	loaloa

C. Tabaiyaloyalo

Rokataka na i yaloyalo ni vuaka e toka era.





MADHUVANI SANGAM PRIMARY SCHOOL

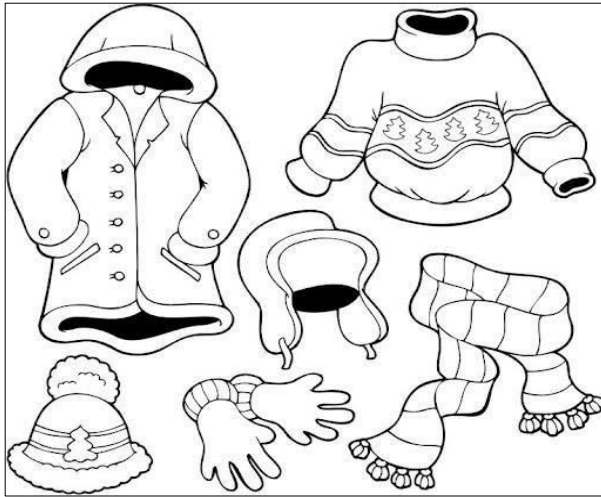
WEEKLY HOME STUDY PACKAGE 11 COVID- 19 (EXTENDED SCHOOL BREAK)

SUBJECT	SOCIAL STUDIES	YEAR	2
NAME		ADDRESS	

Strand	Weather
Sub - Strand	Clothes to wear in different weather.
Content Learning Outcome	Children should be able to indicate the different clothes to wear in different types of weather.

Clothes To Wear in Different Weather

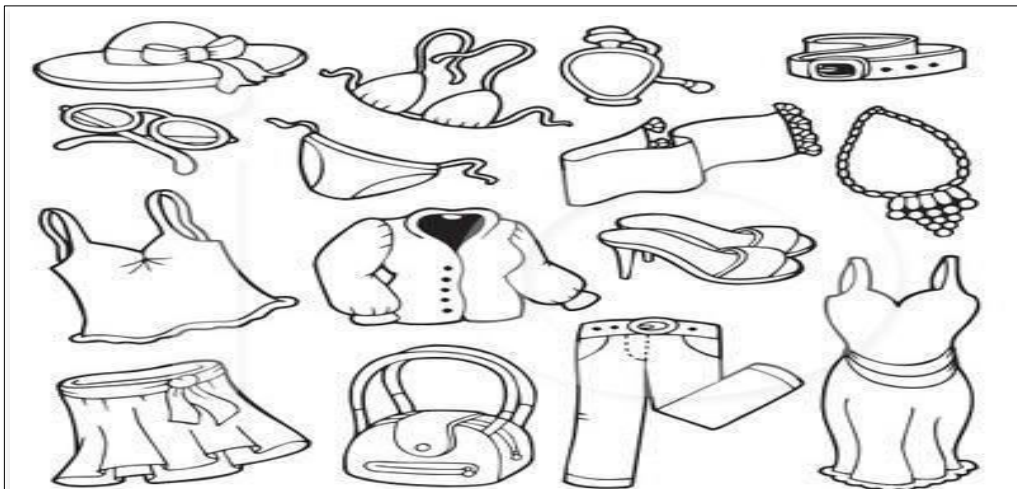
Cold weather



Rainy weather



Hot weather



ACTIVITY WEEK 18

Complete the words by filling the missing vowels.



CLO....DY



ST....RMY




F....GGY



S....NNY



RA....NY



W....NDY



SN....WY



H....T

ACTIVITY WEEK 19

Matching

Draw a line to match the clothes and the weather.





MADHUVANI SANGAM PRIMARY SCHOOL

WEEKLY HOME STUDY PACKAGE 11 COVID- 19 (EXTENDED SCHOOL BREAK)

SUBJECT	ELEMENTARY SCIENCE	YEAR	2
NAME		ADDRESS	







Strand	Earth and beyond
Sub - Strand	weather
Content Learning Outcome	Children should be able to identify the different types of weather.

Weather

1. Weather is the state of atmosphere in our country.
2. It is what happens in the sky.
3. There are five types of weather:
a. Sunny b. Cloudy c. Windy d. Rainy e. Stormy
b. We wear different types of clothes in different weather.

ACTIVITY WEEK 18

Draw and color the weather according to the instruction.

Draw the weather	
	1. Today it's sunny 
2. Today it's windy 	3. Today it's cloudy 
4. Today it's rainy 	5. Today it's snowy 

ACTIVITY WEEK 19

Matching

Match the weather and the words.



Stormy




Rainy



Sunny



Snowy



Cloudy



Windy