


1076 NADI SANGAM SCHOOL

WEEKLY HOMESTUDY

PACKAGE # 19

YEAR 4



1076 NADI SANGAM SCHOOL

YEAR 4- ENGLISH

WEEKLY HOMESTUDY PACKAGE 19

| | |
|--|--|
| <u>Strand</u> | Reading and Writing |
| <u>Sub-strand</u> | Comprehension |
| <u>Content Learning Outcome</u> | To read with understanding and comprehend a passage. |

Read the passage below and answer the questions that follow.

THE FOX AND THE CROW

One day the fox invited the crow to dinner. He decided to play a trick on the crow. He prepared a pot of thin soup, but served it in a shallow plate.

The fox quickly lapped up his soup. With his long narrow beak, the crow tried his best to eat his dinner but was unable to get as much as a drop of food. At the end of the meal the crow was still very hungry.

“I hope you had enough to eat,” said the fox. ‘You didn’t seem to eat very much.’ ‘Oh yes, thank you’, replied the crow. I have had enough. Please come to my place for dinner tomorrow night so that I may return your responsibility.

The fox happily agreed and arrived the next evening with a good appetite. There was a wonderful aroma coming from the pot of stew simmering on fire. When the crow served dinner, the fox was dismayed. The crow had put the stew into a tall, long-necked jar.

The crow thrust his long beak into the jar and happily ate up all the food. The fox could only lick the rim of the jar and had to go home hungrily. The fox knew that he had been caught by his own trick. ‘If I play jokes on others’ I should expect them to do the same to me,’ he thought.

Source: Language, Literacy and Communication 4, pg: 117-118

Comprehension

1. What is a crow?

2. What type of beak does a crow have?

3. Where did they have their first dinner?





4. Why couldn’t the crow eat at the fox’s place?

5. What trick did the crow play on the fox?

1076 NADI SANGAM SCHOOL WORKSHEET NO. 19
YEAR 4 SUBJECT: MATHEMATICS

| | |
|---------------------------------|---|
| STRAND | CHANCE & DATA |
| CONTENT LEARNING OUTCOME | <i>Data Representation & Interpretation</i> |
| TOPIC | <i>Data Interpretation</i> |
| RESOURCES | <i>Maths 4</i> |
| PAGE | <i>p.79</i> |

A. NOTES

| Insect | Tallies | Total |
|--|---------------------------------|-------|
| Ladybug  | | 6 |
| Ant  | | 13 |
| Butterfly  | | 4 |
| Mosquito  | | 10 |

ACTIVITY (Answer the questions below by using the table given above)

1. How many ladybugs did they collect? _____
2. Which is the most hunted insect? _____
3. Which is the least hunted insect? _____
4. List the number of insects collected in ascending order
 - a) _____
 - b) _____
 - c) _____
 - d) _____
5. How many insects were collected altogether? _____

1076 NADI SANGAM SCHOOL

YEAR 4

HOME STUDY PACKAGE 19

ELEMENTARY SCIENCE

| | |
|---------------------------------|---|
| Strand | Matter |
| Sub Strand | Describe physical properties of matter |
| Content Learning Outcome | Classify matter |

1. Matter exists in 3 states.
2. **Solid**- rigid definite shape. The particles are tightly packed.
3. **Liquid**- takes the shape of container.
4. **Gas**- no fixed shape.
-Can be easily compressed.



Exercise: Fill whether each matter is solid, liquid or gas

| Matter | State |
|---------|-------|
| Milk | |
| Oil | |
| Stone | |
| Soil | |
| Steam | |
| Vapour | |
| Shampoo | |

1076 NADI SANGAM SCHOOL

YEAR 4

HOME STUDY PACKAGE 19

HEALTHY LIVING

| | |
|---------------------------------|--|
| Strand | Human growth and Development |
| Sub Strand | Growth and Changes |
| Content Learning Outcome | Importance of extra- curricular activities. |

Notes:

1. Extra- curricular activities include, scouts, guides, tennis, basketball and clubs.
2. It is very important for all students.
3. Extra- curricular is a great way to socialize with peers.
4. It enhances student time and stress management and improves overall productivity.

Exercise

1. List 3 kinds of extra-curricular activities.

2. State 2 benefits of extra-curricular activities.

3. Name your extra-curricular group.

1076 NADI SANGAM SCHOOL

YEAR 4 SOCIAL STUDIES

WORKSHEET 19

| | |
|---------------------------------|---|
| Strand | Social organization and Processes. |
| Sub Strand | Cultural identity |
| Content learning outcome | Gather information on religious events. |

Notes

1. Wedding marks coming together of a man and a woman as husband and wife.
2. Different cultures celebrate their weddings in their own ways.
3. It is a time of joy and celebrations.
4. Weddings are celebrated by relatives and friends.



Questions

1. Define the word wedding.

2. Do you like attending wedding ceremonies?

3. Who celebrates wedding function?

1076 NADI SANGAM SCHOOL

YEAR 4- HINDI

WEEKLY HOMESTUDY PACKAGE 19

| | |
|--|--|
| <u>Strand</u> | Reading and Writing |
| <u>Sub-strand</u> | Comprehension |
| <u>Content Learning Outcome</u> | To read with understanding and comprehend a passage. |

पित्र भक्ति

एक बार एक नगर में आग लगी। चारों ओर भगदड़ मच गई। आग की लपटें इतनी जोर से बढ़ रही थी कि थोड़ी ही देर में आग दूर तक फैल गई और बहुत से घर जलने लगे। सब आदमी अपनी अपनी संपत्ति बचाने में लगे हुए थे।

एक घर में दो भाई रहते थे। उनके माता-पिता दोनों अत्यंत वृद्ध थे। अबे चल फिर नहीं सकते थे। घर के चारों ओर आग लगी हुई थी। दोनों भाई किसी काम से बाहर गए हुए थे। आग लगने का समाचार सुन हुए भागते हुए अपने घर आए। वे जानते थे कि उनके माता-पिता दौड़ कर अपनी जान नहीं बचा सकते।

जब तक वे अपने घर पर पहुंचे तब तक आग बहुत जोर पकड़ चुकी थी। लोग भी बहुत जमा हो गए थे। आग का भुजा ना उनके ताकत से बाहर था। उन दोनों भाइयों ने सोचा कि संसार में अपने माता-पिता से बढ़कर और कोई नहीं है, जीण माता पिता ने हमें पाल पोस कर इतना बड़ा किया उनकी प्राणों की रक्षा करना हमारा परम कर्तव्य है।

यह सोचकर वे दोनों अपने प्राणों का मोह छोड़कर धू-धू कर जलती हुई भयानक आग में कूद पड़े। चारों ओर खड़े लोगों की आंखें उन पर गड़ी थी। घर में घुसकर उनमें से एक ने अपने पिता को, दूसरे ने अपनी माता को कंधे पर बिठाया और जलते हुए घर में से बाहर निकाल लाए।

उन्हें बाहर आते देख लोगों के मुंह से हुआ हुआ धन्य धन्य की आवाजें आने लगी। उनकी सारी संपत्ति भस्म हो गई, पर अपने माता-पिता की रक्षा कर वे अत्यंत प्रसन्न थे।

(स्रोत: शाश्वत ज्ञान -४, पृष्ठ: ५२- ५३)

अभ्यास

1. घरों में आग लगने पर लोग क्या करने लगे?-----
2. उन भाइयों के माता-पिता भागकर अपनी जान क्यों नहीं बचा सकते थे?_____
3. दोनों ने अपने माता-पिता के लिए क्या किया?_____
4. उनकी सारी संपत्ति भारत में तो हो गई पर फिर भी वह खुश थे,क्यों?_____
5. यदि तुम वहां होते तो क्या करते?_____

1076 NADI SANGAM SCHOOL WORKSHEET NO. 19

YEAR 4

SUBJECT: I TAUKEI

| | |
|--------------------------|---|
| STRAND | <i>NA BULA VEIMALIWAI VAKAMATA-TAMATA</i> |
| CONTENT LEARNING OUTCOME | <i>Tukuna eso nai tovo rakorako ena kedrau I talanoa o Leba kei Qurai</i> |
| TOPIC | <i>I Tovo Rakorako ena noda bula veimaliwai</i> |
| RESOURCES | <i>Viti 4</i> |
| PAGE | <i>pp. 36-44</i> |

LESONI ME VULICI

NA I TOVO RAKORAKO NEI LEBBA KEI QURAI

Ko Qurai e gonetaganena ni koro o Nanukuloa ena yasana o Ra. E sa yabaki tinikadua ko Qurai ka vuli tiko ena koronivuli ni tikina o Saivou. E gone kena dau ena teitei ko Qurai ka dau vukei tamana vakalevu ena susu manumanu kei na qoli. E gone I tovo vinaka o Qurai vei rau na nonai tubutubu ka vaka kina e koronivuli. E kavetani tiko ni timi ni qito rakavi e na nona kalasi o Qurai ka dau lomani rau vinaka saran a tacina.

O Leba e goneyalewa ni koro o Moce mai nay asana o Lau. E sa yabaki tinikatolu tiko ko Leba ka vuli tiko ga ena koronivuli ka tiko e nona koro. E goneyalewa rairai maqosa ko Leba ka rakorako saran a nonai tovo e nodratou vale ka vaka kina e koronivuli. E kena dau sara ena samusamu kei na tali ibe ka nodrai liuliu talega na goneyalewa enona koronivuli.

CAKACA ME QARAVI (Sauma na taro ka koto era)

1. E rau gone ni vei ko Qurai kei Leba?

a) Qurai _____

b) Leba _____

2. E rau sa yabaki vica na gone oqo?

a) Qurai _____

b) Leba _____

3. Na cava e rau kena dau kina na gone oqo?

a) Qurai _____

b) Leba _____

3. Na cava e dua na ka e rau tautauvata kina na gone oqo?

NADI SANGAM SCHOOL
HOME STUDY PACKAGE #19
COMPUTER STUDIES
YEAR 4

15th to 19th November 2012

Revisional Activities

Section A: Draw the computer parts

| | | |
|---------------------|-----------------------|--------------------------|
| <u>CPU</u> | <u>Screen</u> | <u>Keyboard</u> |
| <u>Mouse</u> | <u>Speaker</u> | <u>Microphone</u> |

Section B: Uses of the Computer Parts

1. Mouse- _____
2. Keyboard- _____
3. CPU- _____
4. Screen- _____
5. Microphone- _____
6. Printer- _____
7. Microphone- _____