

Marking Scheme

Read the text below and answer the following questions.

My Online Class

I am Susan. Today I have my English online class. It will begin at 9 a.m. Today my teacher will teach me about adjectives. I join my online classes with a laptop.

1. Susan has which subject's online class? She will have English.
2. At what time will the class begin? It will begin at 9 a.m.
3. What will the teacher teach in the online class? The teacher will teach about adjectives.
4. Susan will join the online classes with a laptop.
5. Nouns are naming words. Write a noun from the above text. Susan.
6. Pronouns are words that replace nouns. Write a pronoun from the above text. It
7. Verbs are doing words. Write a verb from the above text. teach.
8. Write the following words in the alphabetical order: **have, teacher, laptop, about.**
about, have, laptop, teacher

Spelling:

- | | | | |
|--------------------------------|---------------------|--------------------|----------------------|
| 1. Adj <u>e</u> cti <u>e</u> s | 2. No <u>u</u> ns | 3. Ver <u>b</u> s | 4. Pro <u>n</u> ouns |
| 5. Ad <u>v</u> erbs | 6. Eng <u>l</u> ish | 7. L <u>a</u> ptop | 8. Te <u>a</u> cher |
| 9. Wo <u>r</u> ds | 10. On <u>l</u> ine | | |

Marking Scheme

Adjectives

*An adjective is a describing word.

- An adjective generally describes a noun.
- Example. The green monster . (green – adjective , monster – noun)

ACTIVITIES

Circle the correct adjective in the following sentences.

1. The apple is red / blue.
2. Elephants are big / small.
3. The sun is bright / dull.
4. The sky is green / blue.
5. The giraffe is short / tall.

Part 2:

Comparative Adjectives:

1. smaller
2. higher
3. nicer
4. tighter
5. wider
6. longer
7. harder
8. louder
9. older
10. smoother

Marking Scheme

- | | | | |
|--------------------------------------|--------------------------------------|--------------------------------------|---------------------------------------|
| 1. <u>Triangle</u>
<u>3 side</u> | 2. <u>Square</u>
<u>4 sides</u> | 3. <u>Pentagon</u>
<u>5 sides</u> | 4. <u>Rectangle</u>
<u>4 sides</u> |
| 5. <u>Hexagon</u>
<u>6 sides</u> | 6. <u>Heptagon</u>
<u>7 sides</u> | 7. <u>Octagon</u>
<u>8 sides</u> | 8. <u>Nonagon</u>
<u>9 sides</u> |
| 9. <u>Decagon</u>
<u>10 sides</u> | | | |

Part 2:

1. Cube. It has six faces.
2. Cylinder. It has 2 faces and a curved side.
3. Cuboid. It has six faces and two of the faces are rectangular.
4. Cone. It has one round face and a curved face that is pointed at the edge.
5. Sphere. It is round.

School: Lovu Sangam School

Year : 4

Subject: Mathematics




Worksheet #: 13

Marking Scheme

Part 1:

Right Angle	Acute Angle	Obtuse Angle
Reflex Angle	Right Angle	Acute Angle
Straight Angle	Reflex Angle	Obtuse Angle

Part 2:

Ray	Line	Ray
Line	Line Segment	Line
Line Segment	Line	Ray
 Line	 Line Segment	 Ray

School : Lovu Sangam School

Year/ Level :_4 **WORKSHEET # 12**

Subject : Healthy Living.

Fill in the correct word in the space provided

distance	good	rights	talk	control
----------	------	--------	------	---------

- 1.Take control of the situations to archive the outcomes.
- 2.Learn to talk about what is happening.
- 3.I stand up for my rights.
- 4.Surround yourself with good and positive friends.
- 5.Distance yourself from bad situations.

School : Lovu Sangam School

Year/ Level : 4

Subject : Healthy Living.

WORKSHEET: 13

Write TRUE or FALSE

- 1.Safety rules protect us. True
- 2.Leave outside lights off after dark. False
- 3.Call the police if you see a stranger. False
- 4.Do not open the door to strangers. True
- 5.It is better to be safe. True

Marking Schemeअक्षर रचना:

च च च च च च च

च च च च च च च

च च च च च च च

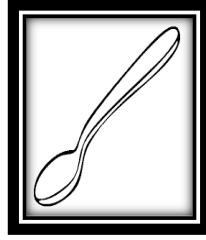
“च” से शब्द लिखो और उसका चित्र बनाओ:



चाय



चूड़े



चम्मच



चार



चूहा

1.	कहानियाँ
2.	मक्खियाँ
3.	तिथियाँ
4.	लड़कियाँ
5.	महिलाएँ
6.	तिलियाँ
7.	रेनियाँ
8.	खिड़कियाँ

School: Lovu Sangam School

Year : 4

Subject: Hindi

Worksheet #: 13

Marking Scheme

मेल करो:

पुलिंग

स्त्रीलिंग

१. मोर	<u>ग</u>	क. हथिनी
२. पति	<u>च</u>	ख. बुढ़िया
३. गायक	<u>छ</u>	ग. मोरनी
४. हाथी	<u>क</u>	ध. लड़की
५. बूढ़ा	<u>ख</u>	च. पत्नी
६. देव	<u>ट</u>	छ. गायिका
७. नौकर	<u>ठ</u>	ज. शेरनी
८. शेर	<u>ज</u>	झ. बकरी
९. बकरा	<u>झ</u>	ट. देवी
१०. लड़का	<u>ध</u>	ठ. नौकरानी

ANSWER SHEET WEEK 12

VEITAUUVUTAKI

1. Nadroga
2. Kadavu
3. Ra

VEITABANI

1. Verata
2. Bau

VEIBATI KI

1. Bau
2. Naitasiri

ANSWER SHEET WEEK 13

1. Vakaca
2. Vakatotolo
3. Vakaberabera
4. Vakabalavu
5. Vakalekaleka
6. Vakatitobu
7. Vakamacala
8. Vakatekivu
9. Vamamada
10. vakagunuva

School : Lovu Sangam School
Subject : Social Studies.

Year/ Level : 4 WORKSHEET # 12


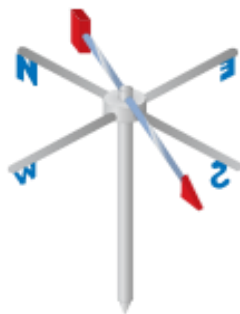
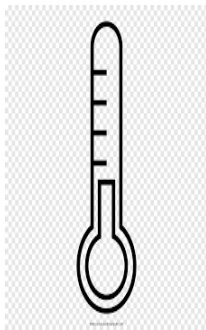


Marking Scheme

Fill in the missing words.

1. Weather is the state of the atmosphere.
2. Sunlight heats the land.
3. Weather forecasting is the art of predicting what will happen in the future.
4. Satellite allow forecasters to see what is happening far out to sea.

Strand	Place and Environment
Sub Strand	People and Weather
Content Learning Outcome	Assess their local weather pattern and extreme weather conditions and outline traditional and modern methods of predicting weather conditions.

Elements of weather



From the picture given above, identify seven elements of weather and write down the names.

1. Cloud
2. Sunshine
3. Air Pressure
4. Temperature
5. Wind Direction
6. Wind Speed
7. Humidity

HOME PACKAGE WORKSHEET 12
ANSWER SHEET- ELEMENTARY SCIENCE
YEAR 4

Activity

Describe what happens when the earth rotates.

When the earth rotates it gives us day and night. When some parts of the earth is facing the sun it is day for us and when some part are facing the other side it is night time.

HOME PACKAGE WORKSHEET 13
ANSWER SHEET- ELEMENTARY SCIENCE
YEAR 4

Activity

Write **True** or **False** to answer the questions given.

1. Jupiter is closest to the Sun. False
2. Plants and animals live in the planet Earth. True
3. Venus is the first planet from the Sun. False
4. Mars is fourth planet from the Sun. True
5. There are nine planets in the Solar System. False