



**3055 BA SANGAM COLLEGE**  
PH: 6674003/9264117 E-mail: basangam@connect.com.fj
























**School: Ba Sangam College**  
**Subject: Technical Drawing**

**Year/Level: 11**  
**Worksheet 22**

**Name: \_\_\_\_\_**  
**Year: \_\_\_\_\_**

Strand	Architectural drawing
Sub Strand	Plans
Content Learning Outcome	Identify the symbols

The following table show basic examples of architectural drafting symbols.

Common Architectural Symbols		
		
Exterior Door	Toilet	Water Heater
		
Interior	Wall Hung Toilet	Shower
		
Double Kitchen	Tub	Shower w/ Seat
		
Refrigerator	Oval Vanity Sink	Urinal
		
Bypass Door	Rectangular Vanity Sink	Washer/Dryer
		
Window	Single Kitchen	Range
		
Recessed Lighting Outlet	Pocket Door	Bifold Door

### Activity (5 marks)

1. Sketch the following symbols:
  - a. Exterior door
  - b. Pocket door
  - c. Shower