



3055 BA SANGAM COLLEGE

PH: 6674003/9264117 E-mail: basangam@connect.com.fj



Worksheet 27

School: Ba Sangam College





Year:9




Subject: Home Economics

Name: _____





Strand	HEC 9.3: CLOTHING AND TEXTILES
Sub strand	HEC 9.3.5 Patterns/ Designs
Content Learning Outcome	HEC 9.3.5.1 Demonstrate knowledge in pattern preparations



4. Controlling Fullness

Names	Uses
1. Gathering 	<ul style="list-style-type: none">✓ Eases around the head of the sleeves.✓ It is done on wrist, waist and yokes.
2. Dart 	<ul style="list-style-type: none">✓ Gives shape to the garment.✓ Dispose fullness.
3. Tucks 	<ul style="list-style-type: none">✓ Dispose of fullness.✓ Used to take up width and length on children's garment.
4. Zip 	<ul style="list-style-type: none">✓ Used for closing openings made at the front and back neck, at the wrists of long and three-quarter sleeves and at plackets.
5. Hooks and eyes	<ul style="list-style-type: none">✓ To fasten two edges of a clothing article.



	
<p>6. Press studs</p> 	<p>✓ To fasten two edges to overlap.</p>
<p>7. Bias and crossway</p> 	<p>✓ For facings and bindings.</p>

5. Construction Techniques

Names	Uses
<p>1. Snipping</p> 	<p>✓ Done on concave edges to make neat curves, remove bulk and make the edge lie flat, remove bulk.</p>
<p>2. Notching</p> 	<p>✓ Done on convex curved edges to make the edge lie flat, remove bulk.</p>
<p>3. Trimming</p> 	<p>✓ To reduce bulk so that the seam allowance lies flat and smooth once the item is turned.</p>
<p>4. Easing</p> 	<p>✓ It draws the threads of the fabric close together for a sleeve cap to form.</p>
<p>5. Pressing</p>	<p>✓ Lifting and placing (up and down movement) of hot iron</p>

	onto the garment.
6. Ironing 	✓ Moving the iron to and fro in order to remove wrinkles on the garment.

6. Hems

Names	Uses
1. Bound hem 	✓ Applied on curved edges specially for a loose weave.
2. Straight hem 	✓ A straight grain hem in which the initial raw edge is turned under 0.5cm and machine stitched before final hemming.

Activity

1. State the uses of the following; (6 marks)

- Tucks-_____
- Darts-_____
- Press studs-_____
- Trimming-_____
- Notching-_____
- Bound hems-_____