

Strand	Reading and Writing
Sub Strand	Reading, Writing and Communication
Content Learning Outcome	-Children recognize that print conveys meaning and begin to use writing materials with purpose. -Children listen, understand and respond to verbal and non-verbal communication.

-ad

Name: _____


CVC COMPREHENSION

Read the passage 3 times and color the stars. Color the -ad words. Answer the questions.

dad had pad bad sad

Dad's Pad

Dad had a pad.
He did not find the pad.
It was bad.
Dad was sad.



☆☆☆

1 Dad had a ____.

2 Dad did not find the ____.

3 Dad was ____.

<input type="radio"/> bad	<input type="radio"/> fat
<input type="radio"/> pad	<input type="radio"/> mad
<input type="radio"/> bat	<input type="radio"/> sad

-en

Name: _____


CVC COMPREHENSION

Read the passage 3 times and color the stars. Color the -en words. Answer the questions.

men ten hen den pen

Men And Hen

The men have ten hen.
The hen are not in the den.
The hen are in the pen.



☆☆☆

1 The men have: hen ten open

2 There are ____ hen:

one

three

ten

3 The hen are in the:

pen

den

ben

-og

Name: _____


CVC COMPREHENSION

Read the passage 3 times and color the stars. Color the -og words. Answer the questions.

dog hog jog fog

The Dog And The Hog

My dog can jog.
My hog can jog.
They jog in the fog.



☆☆☆

1 I have a ____ and a ____.

2 The dog can ____.

3 The dog and the hog jog in the ____.

<input type="radio"/> hog	<input type="radio"/> fog
<input type="radio"/> jog	<input type="radio"/> log
<input type="radio"/> fog	<input type="radio"/> frog

-ug

Name: _____


CVC COMPREHENSION

Read the passage 3 times and color the stars. Color the -ug words. Answer the questions.

Dot pot hot bot

Pug's Bug

The pug has a bug.
The bug has a mug.
It naps in a jug.
It likes to hug the pug.



☆☆☆

1 The bug has a ____.

2 The bug naps in a ____.


3 The bug likes to ____ the pug.

<input type="radio"/> rug	<input type="radio"/> hug
<input type="radio"/> mug	<input type="radio"/> jug
<input type="radio"/> jug	<input type="radio"/> rug






Name: _____

Sound it out

Say the name of each picture, color the beginning, middle and ending sounds. Write the word.




-ed

picture	color	write
	d a d b e t	_____
	f e t r a d	_____
	r e b w u d	_____
	w e p r o d	_____
	l e d n a p	_____






Name: _____

Sound it out

Say the name of each picture, color the beginning, middle and ending sounds. Write the word.



-ig

picture	color	write
	b i p d e g	_____
	b e g d i t	_____
	f i g g u d	_____
	q e d p i g	_____
	w o g f i d	_____






Name: _____

Sound it out

Say the name of each picture, color the beginning, middle and ending sounds. Write the word.



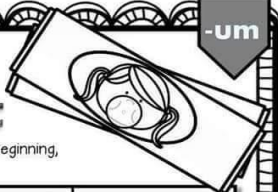
-og

picture	color	write
	d e g p o d	_____
	n o q l i g	_____
	j o d l e g	_____
	f o g h e t	_____
	c i g h o d	_____


Name: _____

Sound it out

Say the name of each picture, color the beginning, middle and ending sounds. Write the word.



-um

picture	color	write
	g u n q e m	_____
	p u d h i m	_____
	s a m c u p	_____
	v a m y u n	_____
	m u g n a m	_____

Strand	Early Mathematics
Sub strand	Numbers
Content learning outcome	<ul style="list-style-type: none"> - Order and skip count numbers up to 20 correctly. -Identify numbers before, after and in between. -Re-arrange numbers in ascending and descending order. -Completing the pattern. -Circle the big or small set.

Write the missing numbers by counting forward.

6		8		10
---	--	---	--	----

Write the missing numbers by counting backwards.

20		18		16
----	--	----	--	----

Count by 2's and colour them green.

1	2	3	4	5	6	7	8	9	10
11	12	13	14	15	16	17	18	19	20
21	22	23	24	25	26	27	28	29	30
31	32	33	34	35	36	37	38	39	40
41	42	43	44	45	46	47	48	49	50

Count by 5's and colour them yellow

1	2	3	4	5	6	7	8	9	10
11	12	13	14	15	16	17	18	19	20
21	22	23	24	25	26	27	28	29	30
31	32	33	34	35	36	37	38	39	40
41	42	43	44	45	46	47	48	49	50

Count by 10's and colour them pink

1	2	3	4	5	6	7	8	9	10
11	12	13	14	15	16	17	18	19	20
21	22	23	24	25	26	27	28	29	30
31	32	33	34	35	36	37	38	39	40
41	42	43	44	45	46	47	48	49	50

What comes before, after and in between?

1, 2, _____ 4, _____, 6
 _____, 5
 2, _____, 4 9, _____ 5, _____,
 7
 _____, 2 1, _____, 3 8, _____
 _____, 10

Circle the bigger number.

10, 6 14, 20 8, 10 2, 1

Circle the smaller number.

15, 5 10, 12 5, 1 2, 3

Arrange the given numbers from smallest to biggest. (Ascending order).

4 2 0

0 2 4

7 1 3 5

□ □ □ □

6 10 8 11 4

□ □ □ □ □

Arrange the given numbers from biggest to smallest. (descending order)

3 17 18

18 17 3


2 5 19

□ □ □


1 4 20 12

□ □ □ □

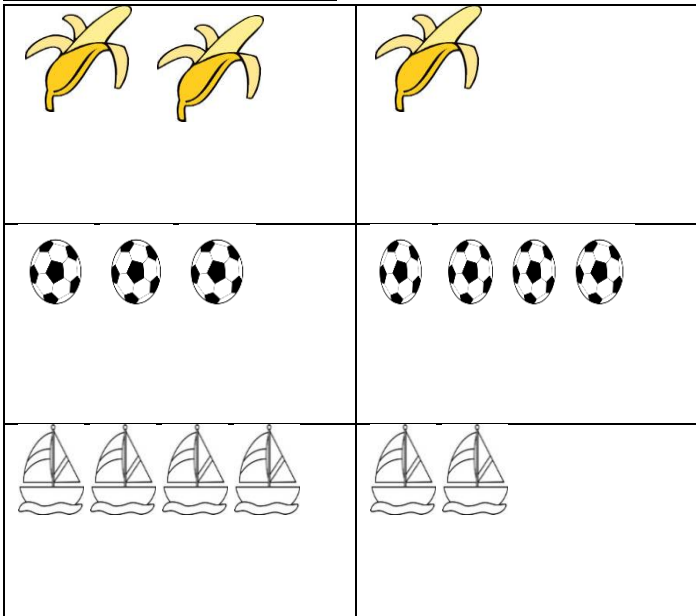
Circle the bigger picture



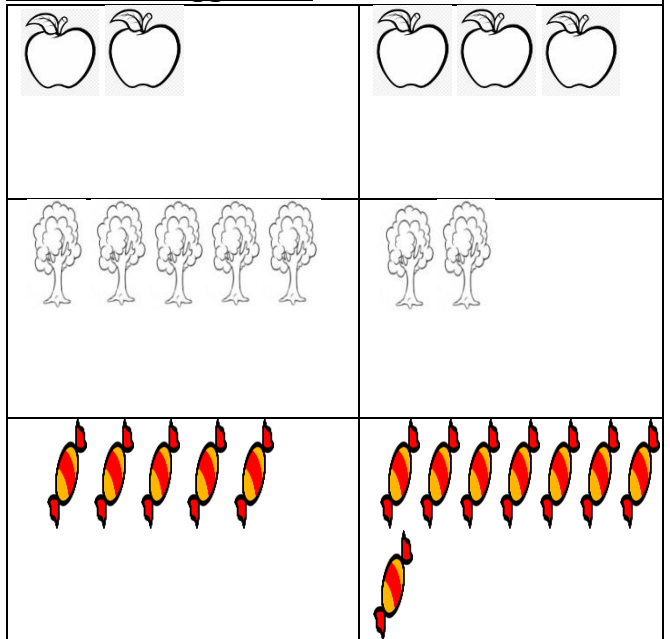
Circle the smaller picture




Circle the smaller set.



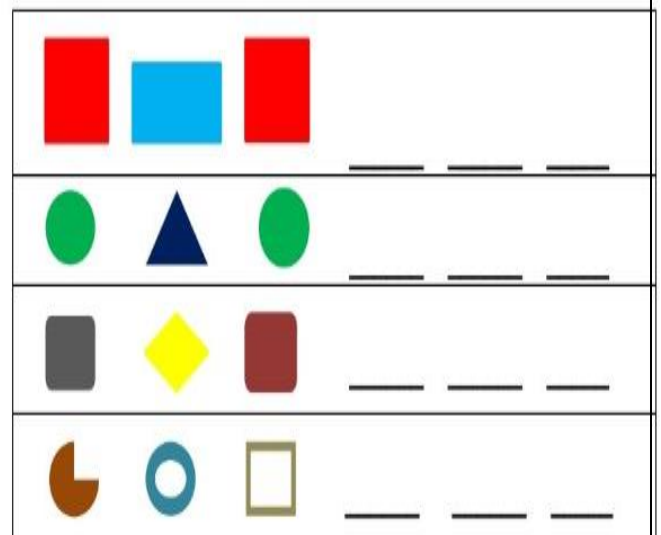
Circle the bigger set.



Circle the pattern that comes next.



Complete the pattern



Strand	Spiritual and Moral Development
Sub strand	Spiritual Awareness
Content learning outcome	Children wonder about the world around them and learn that worrying won't solve your problems; it'll just waste your time and energy.

Read the short story with your parents

The Wise Man

People have been coming to the wise man, complaining about the same problems every time. One day he told them a joke and everyone roared in laughter.

After a couple of minutes, he told them the same joke and only a few of them smiled.

When he told the same joke for the third time no one laughed anymore.

The wise man smiled and said:

"You can't laugh at the same joke over and over. So why are you always crying about the same problem?"

Fill in the blanks

1. One day the _____ man told the people a joke.
2. After a couple of minutes, he told them the same _____.
3. For the third time no one _____ anymore.

joke	wise	laughed
-------------	-------------	----------------

Strand	Reading and Writing
Sub Strand	Reading, Writing and Communication
Content Learning Outcome	-Children recognize that print conveys meaning and begin to use writing materials with purpose. -Children listen, understand and respond to verbal and non-verbal communication.

A. Mo wilika qai vola.

Oqo na _____.



y _____



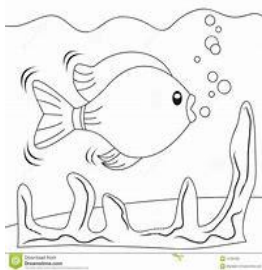
k _____



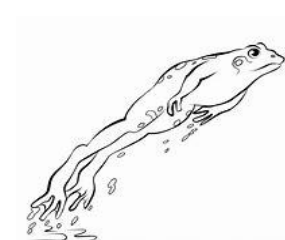
b _____



b _____




i _____




b _____



vi _____




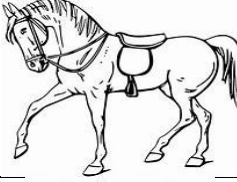








mo _____



vu _____

B. Veisataka mai qo:

vale		
ose		
senikau		
me		
tuki		
mama		
sote		
gata		
vava		
sigā		

Strand	Aesthetic Arts and Creativity
Sub strand	Aesthetic Arts and Creativity
Content learning outcome	Revision

Name _____

Color by Number Rainbows

Directions: Use the code to color the picture.

1
2
3
4
5
5
3
6

1. Red 4. Blue
2. Yellow 5. Grey
3. Green 6. Purple

Name _____

Name the
Classroom Instruments

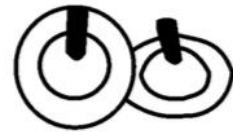
Directions: Circle the correct name for each instrument.



maracas
or
woodblock



tambourine
or
xylophone



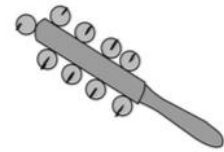
triangle
or
finger cymbals



hand drum
or
xylophone



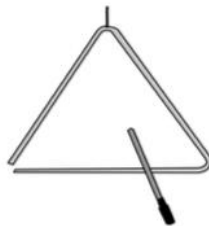
rhythm sticks
or
woodblock



tambourine
or
jingle bells



tambourine
or
finger cymbals















maracas
or
triangle



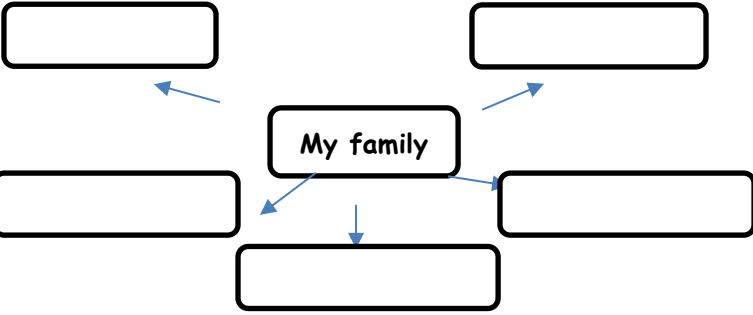



xylophone
or
woodblock

© SunshineandMusic

ELEMENTARY SCIENCE	Strand 1	Living Things and their Environment
	Sub strand s1.2/1.3	Living together/Biodiversity, relationships and Sustainability
	CLO	To identify the type of food animals eat and sounds they make.







Match the animals with its food and colour.	Match the animals to its sound and colour.
 <p>A GIRAFFE</p>  <p>A BIRD</p>  <p>A COW</p>	 <p>WORMS AND SEEDS</p>  <p>GRASS</p>  <p>LEAVES FROM TREE</p>
	 <p>Quack-quack</p>  <p>Neigh-neigh</p>  <p>Moo-moo</p>  <p>Oink-oink</p>  <p>Cluck-cluck</p>  <p>Miaow-miaow</p>

SOCIAL STUDIES	Strand 1	Myself and Others
	Sub strand 2	Relationships and Emotions
	CLO	To identify the descriptions in a family and identifying emotions.

Use words to describe your family	Draw these faces (do not colour)
<p>Loving, helpful, friendly, honest, polite</p> 	<p>1.Happy</p>  <p>2.Sad</p>  <p>3.angry</p> 

ELEMENTARY SCIENCE	Strand 3	Energy
	Sub strand 3.1	Forces
	CLO	To identify the pull and push forces.

Write whether each picture shows “push” or a “pull”

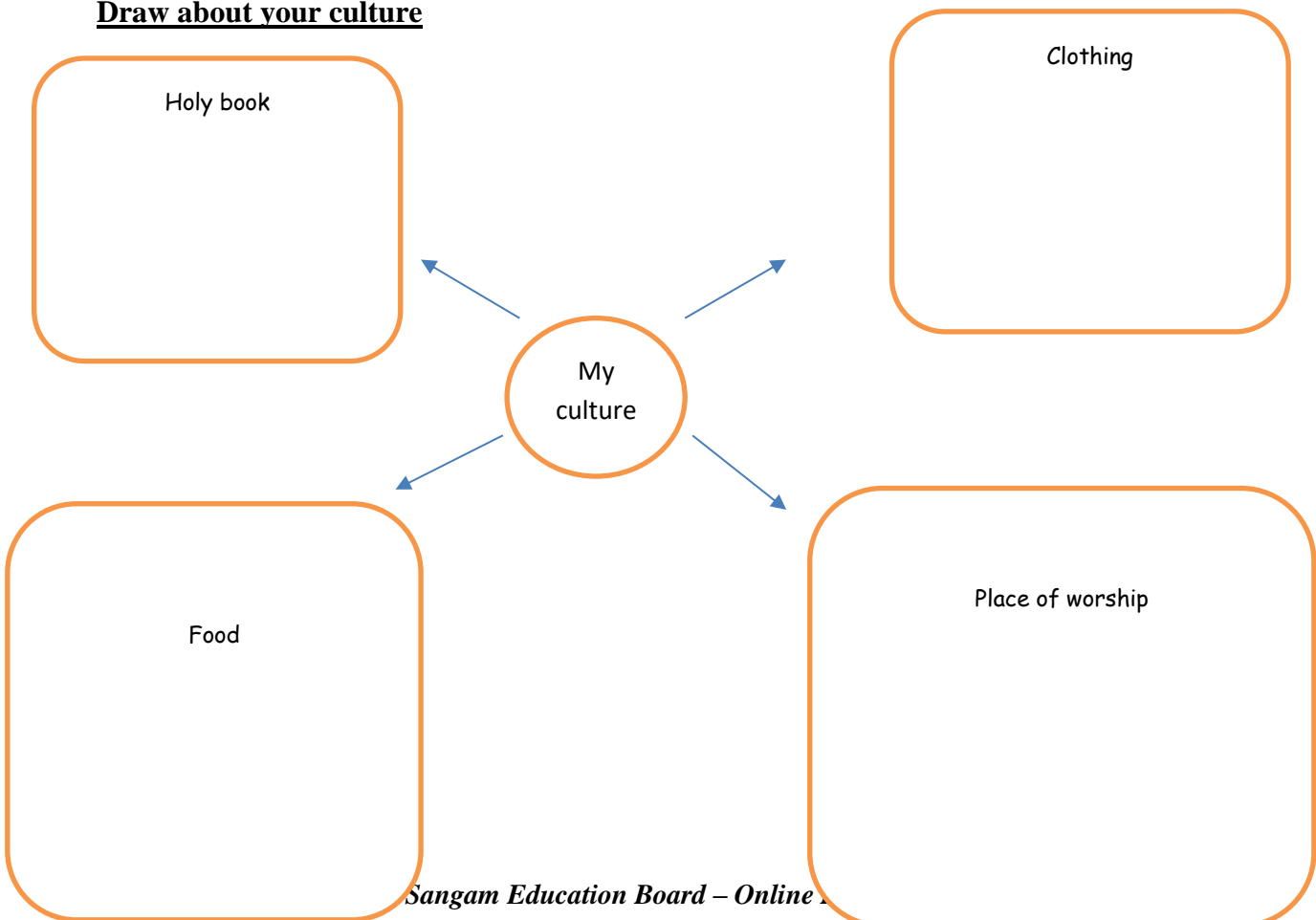
		
		

Draw another pull and push picture

Pull	Push

SOCIAL STUDIES	Strand 2	Culture and Diversity
	Sub strand 1	Respect for Diversity
	CLO	To identify their holy book, clothes, food, and place of worship.

Draw about your culture



LOVU SANGAM SCHOOL

YEAR: ONE SUBJECT: PHYSICAL DEVELOPMENT HEALTH AND WELLBEING WEEK 16

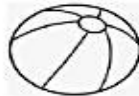
Strand	Healthy Living
Sub Strand	Safety Revisions
Content Learning Outcome	Children become aware of health seeking practices and behaviours and practice these wherever they can.

Worksheet -Safe or Not









1. Cross(X) out the unsafe actions given in the pictures.



2. Say Yes or No for the following things you can touch:



My healthy habits' matching

I take a shower.	☺	☺	
I wear clean clothes.	☺	☺	
I comb my hair.	☺	☺	
I wash my hands.	☺	☺	
I brush my teeth.	☺	☺	
I exercise.	☺	☺	
I get enough sleep.	☺	☺	
I eat healthy food.	☺	☺	
I drink water.	☺	☺	

Healthy Habits

Number the pictures with the correct word.



Word bank

1. Play
2. Do exercise
3. Drink water
4. Sleep well
5. Eat well
6. Wash



Fill in the gaps.

- | | | |
|----------------|---------|----------------|
| 1. D_ ex_r_i_e | 2. W_s_ | 3. D_i_k W_t_r |
| 4. E_t _el_ | 5. _l_y | 6. _le_p W_l_ |

WRITE: Good or bad

a. medicines <input type="checkbox"/>	d. viruses <input type="checkbox"/>	g. tobacco <input type="checkbox"/>
b. alcohol <input type="checkbox"/>	e. exercise <input type="checkbox"/>	h. diseases <input type="checkbox"/>
c. sleep <input type="checkbox"/>	f. brushing your teeth <input type="checkbox"/>	i. antibiotics <input type="checkbox"/>

SUBJECT: HINDI - TERM 3-WEEK 18

Strand (2)	Reading and Writing.
Sub Strand	Writing - Children recognize that print conveys meaning and begin to use writing materials.
Content Learning Outcome	Use a combination of writing to compose informative texts.

ACTIVITY 1- Printing (Write the letters and words)

इन अक्षरों और शब्दों को दोबारा लिखो ।

र ----- ----- ----- -----

स ----- ----- ----- -----

रस ----- ----- ----- -----

सूरज ----- ----- ----- -----





ACTIVITY 2- Fill in the Blanks

दिए गए शब्दों से वाक्यों को पूरा करो ।

ऊतों	पानी	पेड़	गाँव	नदी
------	------	------	------	-----

- नारियल का -----मीठा है ।
- का पेड़ बड़ा है ।
- तिमोदी ----- पर चढ़ गया ।
- बच्चे ----- में नहाने गए ।
- मे एक नदी थी ।

ACTIVITY 3- रंग भरो । Colour the pictures.

- लाल 
- नीला 
- काला 
- पीला 

एक अक्षर के साथ अलग-अलग अक्षर जोड़कर शब्द बनाना सीखे।

क	ल	कल
	म	कम
	प	कप

फ	ल	
	न	
	ट	

स	र	
	ब	
	च	

आ	प	
	म	
	ग	