

2036 Penang Sangam Primary School

Year 1

English Worksheet 20

Strand	Reading and writing
Sub- strand	1. Reading 2. Writing
Content Learning Outcome	1. To be able to read simple text given. 2. To be able to write nouns and verbs from a text.

Lesson Notes:

Nouns: Naming words or a word (other than a pronoun) used to identify any of a class of people, places, or things (*common noun*), or to name a particular one of these (*proper noun*).

Verbs: Action words or words used to describe an action, state, or occurrence, and forming the main part of the predicate of a sentence, such as *hear, become, happen*.

Activity 1- Reading text 1: Guide the children to read this text.

A Rainy Day

It was a bright sunny day. Harry was playing outside. Suddenly it started getting cloudy. It got darker and darker. He looked up at the sky and saw grey clouds.

Suddenly, he heard a loud sound. He felt something wet fall on his face.

“Mummy, mummy,” he called and ran inside. Just then it started to rain heavily.

“Can I play outside?” asked Harry. “Yes, you can, but first you have to wear your gumboots and raincoat,” said mummy.

Activity 2- Reading text 2: Guide the children to read this text.

At a Picnic

It was very hot on Sunday, so dad decided to take us for picnic.

Mum quickly made food. Dad got the tubes. My brother got the ball and the mat. My sister made juice and packed some snacks.

We all packed our clothes and got in the car.

We went to the beach. We played with the ball and made sand castle. We swam, we ate and we drank. We all enjoyed our picnic.

Activity 3- Identify at least 6 nouns and 6 verbs from the 2 short stories.

Nouns		Verbs	

Strand	Numbers
Sub- strand	Whole numbers
Content Learning Outcome	To be able to know that numbers have values associated with them and tell place value of tens and ones in 2 digit numbers.

Lesson Notes:

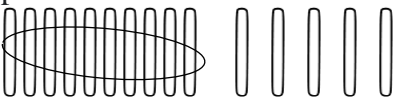
Numbers from 0- 9 are 1- digit numbers and have the value of ones.

Numbers from 10- 99 (we will just go up to 20) are 2- digit numbers and have the place value of Tens and Ones.

T O 1 0	T O 1 1	T O 1 2	T O 1 3	T O 1 4	T O 1 5	T O 1 6
T O 1 7	T O 1 8	T O 1 9	T O 2 0			

As soon as we have 10, we make a bundle and call it 1 bundle of tens, that is, **1 Tens** and the remaining will be counted as ones.

Example:

15=  we have 15 sticks, count 10 and make a bundle, we are only able to make 1 bundle, so 1 Tens and 5 sticks are left (we can not tie them as a bundle because they are not 10), so we have 5 Ones. 15 = 1 Tens and 5 Ones (1 bundle and 5 sticks).

Activity 1- Write numbers in each place value.

10 = _____ Tens and _____ Ones

11 = _____ Tens and _____ Ones

12 = _____ Tens and _____ Ones

13 = _____ Tens and _____ Ones

14 = _____ Tens and _____ Ones

15 = _____ Tens and _____ Ones

16 = _____ Tens and _____ Ones







17 = _____ Tens and _____ Ones

18 = _____ Tens and _____ Ones

19 = _____ Tens and _____ Ones







20 = _____ Tens and _____ Ones

Activity 2- Write the numbers looking at the bundles and sticks.

	1 bundle and 1 stick ____ Tens and ____ Ones = ____		1 bundle and 2 sticks ____ Tens and ____ Ones = ____
	____ bundle and ____ sticks ____ Tens and ____ Ones = ____		____ bundle and ____ sticks ____ Tens and ____ Ones = ____
	____ bundles and ____ sticks ____ Tens and ____ Ones = ____		____ bundle and ____ sticks ____ Tens and ____ Ones = ____

Strand	Reading and Writing
Sub- strand	1. Reading 2. Writing
Content Learning Outcome	1. To be able to read simple words and sentences. 2. To be able to shape letters ड और ढ 3. To be able to write simple words and sentences.

Lesson Notes- अक्षर ड और ढ से कुछ शब्द ।

					
डंडा	डमरू	डाली	ढक्कन	ढपली	ढोलक

कार्य एक- अक्षर ड और ढ को देख कर लिखिए । (Copy and Write)

ड	-----	-----	-----	-----	-----	-----	-----	-----	-----	-----	-----	-----
ड	-----	-----	-----	-----	-----	-----	-----	-----	-----	-----	-----	-----
ढ	-----	-----	-----	-----	-----	-----	-----	-----	-----	-----	-----	-----
ढ	-----	-----	-----	-----	-----	-----	-----	-----	-----	-----	-----	-----






कार्य दो- ऊपर दिए गए चित्रों को देख कर चित्र बनाइए ।

डंडा	डमरू	डाली	ढक्कन	ढपली	ढोलक

कार्य तीन- दिए गए शब्दों को देख कर लिखिए । (Copy and Write these words and learn the spellings)




डंडा	डमरू	डाली	ढक्कन	ढपली	ढोलक
-----	-----	-----	-----	-----	-----
-----	-----	-----	-----	-----	-----
-----	-----	-----	-----	-----	-----

कार्य चार - दिए गए चित्रों के लिए एक वाक्य लिखिए । (Write a sentence for each picture)

	यह एक डंडा है ।
	-----
	-----
	-----
	-----

TOPIC: Places of Worship

1. Activity: Matching

Temple •	•	
Church •	•	
Mosque •	•	

TOPIC: Love and Respect for Family Members.

2. Activity: Fill in the blanks

- Our family members are people in our _____.
- We should _____ our family members.
- We should _____ our family members.



TOPIC: A Birthday Party

3. Activity: Circle the correct answer.

- We celebrate birthday (**one** / **two**) time in a year.
- We are (**happy** / **sad**) on our birthday.
- We cut (**cake** / **juice**) on our birthday.

TOPIC: Drivers

4. Activity: Draw, colour and name 2 things a driver drives.

TOPIC: Different Types of Plants

5. Activity: Write the names of the given plants. Choose from the given names.

			Mango tree Ashoka tree Eggplant
_____	_____	_____	

2036 PENANG SANGAM PRIMARY SCHOOL

YEAR 1

VOSA VAKAVITI

WORKSHEET 20 (REVISIONAL ACTIVITIES)

Rokataka ka vola mai na yacadra.

1.



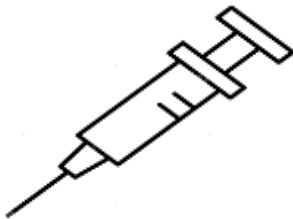
2.



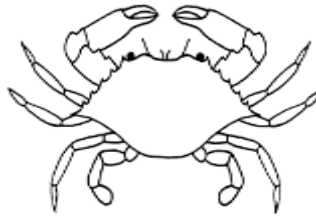
3.




4.



5.



6.



Vakacavara na yatuvosa

Climb a Tree



1. Au rawa ni _____.



2. Au rawa ni _____.



3. Au rawa ni _____.



4. Au rawa ni _____.




5. Au rawa ni _____.

Wilika ka tabaka.

<u>beki</u>	<u>sala</u>	<u>koti</u>
<u>moto</u>	<u>peni</u>	<u>sote</u>

Topic: Types of Transport

1. Activity: Match the given transports correctly.



•

•

•

•

•

•



Topic: Animals We Use as Food.

2. Activity: Draw and colour 4 animals we use as food.

--	--	--	--

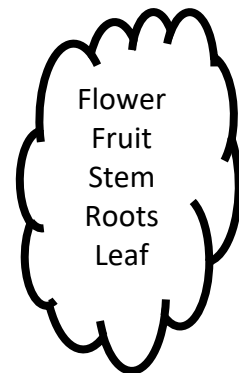
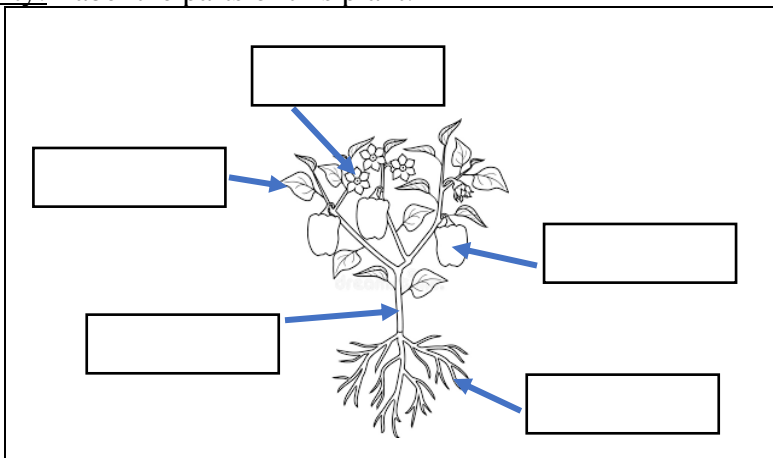
Topic: Clean and Suitable Clothes for Different Occasions

3. Activity: Write Yes or No

1. We wear clothes to cover our body. _____
2. We wear same clothes everywhere. _____
3. We wear uniform to school. _____
4. We should always wear clean clothes. _____




Topic: Parts of a Plant

4. Activity: Label the parts of this plant.



Topic: Wearing Suitable Clothes for Different Weather.

1. Activity: Draw and colour 2 clothes you will wear during each weather.

 Sunny Day		
 Cold Day		
 Rainy Day		

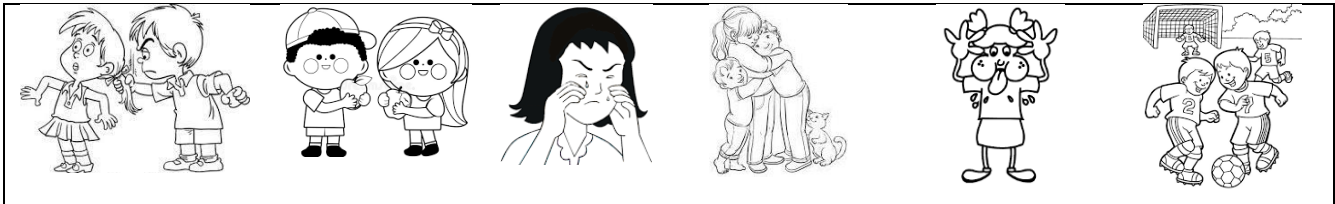
Topic: Clean Lunch Box and Water Bottle

2. Activity: Write **Yes** or **No**

- We store food in clean containers. _____
- Keep water bottle clean. _____
- Wash lunch box every day. _____
- Wash water bottle every day. _____
- Keep lunch box clean. _____

Topic: Making Friends-Things not to do with peers.


3. Activity: Cross out 3 pictures that show **not** being good to friends.



Topic: Loud Noise Affects Our Hearing

4. Activity(a.): Fill in the correct word.

- _____ music is bad for ears.
- We should listen to _____ music.
- Stay _____ _____ loud noise.



Activity(b.): Draw and Colour

