

NADI SANGAM SCHOOL  
WEEKLY HOME STUDY PACKAGE

#22

YEAR 2



2021

**1076 NADI SANGAM SCHOOL****English - Revision      Year: 2****Weekly Home Study Package # 22****A. Nouns and Verbs****Underline the Verbs and Circle the Nouns in the sentences below:**

1. An ant was taking the corn to the nest.
2. The mouse chewed the rope.
3. The rabbit was resting under a tree.
4. They went shopping for clothes and a camera.
5. Nita packed the towels into the bag.

**B. Sentence Completion****Complete the sentence by adding three or more words:**

1. Mum picked \_\_\_\_\_.
2. The fat boy \_\_\_\_\_.
3. Last Monday \_\_\_\_\_.
4. He \_\_\_\_\_.
5. The lion \_\_\_\_\_.

**C. Pronouns****Write the pronouns of the following. Choose the pronouns from the list :**

she	they	it	we	he
-----	------	----	----	----

- |                            |                          |
|----------------------------|--------------------------|
| 1. uncle - _____           | 7. sister - _____        |
| 2. Susana - _____          | 8. table - _____         |
| 3. aunty and uncle - _____ | 9. Mr. Singh - _____     |
| 4. brother - _____         | 10. horse - _____        |
| 5. pencil - _____          | 11. Grandpa - _____      |
| 6. boys - _____            | 12. Mother and I - _____ |

**1076 NADI SANGAM SCHOOL**

**Weekly Home Study Package #22**

**Year 2 General Subjects Revision**

**Section A: Multiple Choice**


**Circle the letter of the correct answer.**

1. Ram Naumi signifies _____ celebration. A. Ramadan B. birth of Lord Ram
2. Slow says the _____ light. A. orange B. red
3. _____ is the last meal of the day. A. Breakfast B. Dinner
4. The young of a cat is called a _____. A. kitten B. calf
5. Spiders home is called a _____. A. hive B. cobweb

**Section B: Write True or False**

1. Swim in flooded river. \_\_\_\_\_
2. Be cruel to your friends. \_\_\_\_\_
3. Ants live in the nest . \_\_\_\_\_
4. Planting vegetables at home saves money. \_\_\_\_\_
5. Cow is a herbivore. \_\_\_\_\_

**Section C : Label these weather patterns**



1. \_\_\_\_\_ 2. \_\_\_\_\_ 3. \_\_\_\_\_ 4. \_\_\_\_\_

1076 NADI SANGAM SCHOOL


YEAR 2

HINDI


WEEKLY HOME STUDY PACKAGE #22 - REVISION


चित्र को देखकर सही शब्द से वाक्यों को पूरा करो ।



प्यासा कौआ


गर्मी का  1. \_\_\_\_\_ था ।


एक  2. \_\_\_\_\_ प्यासा  3. \_\_\_\_\_ की डाल पर बैठा था ।


दूर दूर तक कहीं  4. \_\_\_\_\_ नहीं दिखाई दे रही थी ।

 5. \_\_\_\_\_ पानी की खोज में इधर उधर उड़ने लगा ।

तभी उसे एक  6. \_\_\_\_\_ के पास एक  7. \_\_\_\_\_ दिखाई दिया ।

कौआ नीचे गया । घड़े में  8. \_\_\_\_\_ था, पर पानी बहुत ही नीचे था ।

पास ही कुछ  9. \_\_\_\_\_ पड़े थे । कौआ ने एक एक करके घड़े में कंकड़

डालना शुरू किया । पानी ऊपर आ गया । कौआ पानी पी कर  10. \_\_\_\_\_ हुआ ।

**1076 NADI SANGAM SCHOOL**

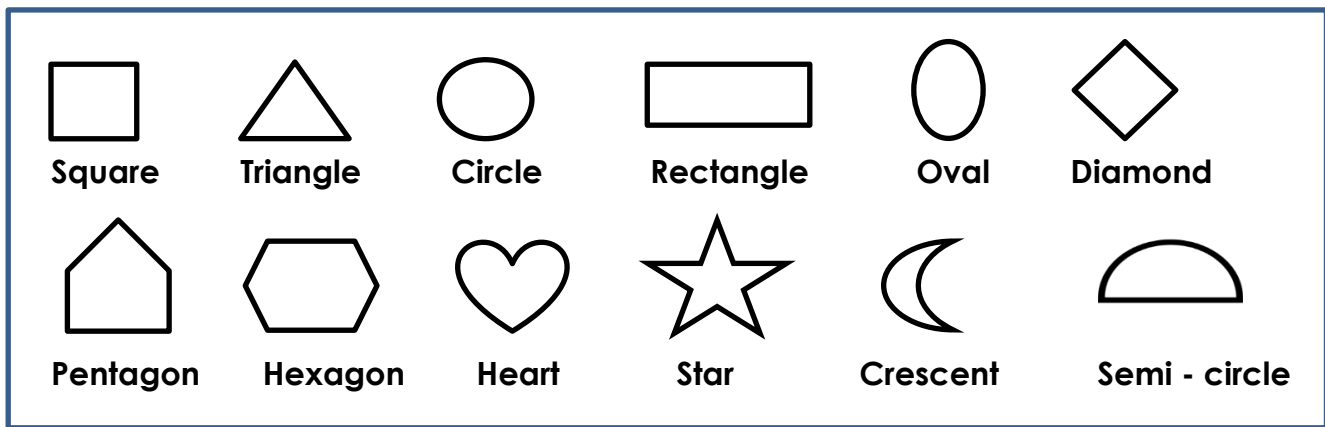
**Weekly Home Study Package # 22**

**Year: 2      Mathematics**

<b>Strand</b>	Geometry
<b>Sub Strand</b>	Shapes
<b>Content Learning Outcome</b>	<ul style="list-style-type: none"><li>• Identify, name and draw basic shapes.</li><li>• To identify the properties of shapes.</li><li>• To be able to identify different types of angles.</li></ul>

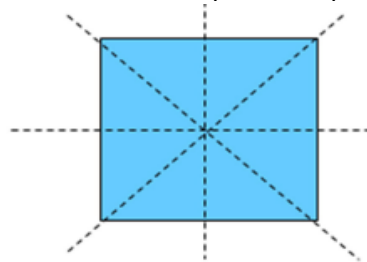
**LESSON NOTES**

**A. Learn the names of these shapes.**



**B. Line of Symmetry**

- A **line of symmetry** is a line that cuts a shape exactly in half.
- If you fold the shape along the line, both halves of the shape would overlap each other perfectly. The shape can be folded vertically and diagonally. An example is shown below.
- The shape shows 4 lines of symmetry.



## WORKSHEET

### 1. Properties of Basic Shapes.

➤ Length is the longer side and width is the shorter side of the side.

Answer the following questions.



How many corners? \_\_\_\_\_

How many sides? \_\_\_\_\_

The length of all the sides are of the [same / different] in length.

B. Discuss properties of a rectangle.



How many sides? \_\_\_\_\_

How many corners? \_\_\_\_\_

The longer sides are the [width/length] of the shape.

The shorter sides are the [width /length] of the shape.

### 2. Lines of Symmetry

Draw one line of symmetry of these shapes.


(a)



(b)



(c)



(d)



**1076 NADI SANGAM SCHOOL**

**Weekly Home Study Package #22**

**Year 2 Vosa Vaka –Viti**

**NA LALI**

E tu na lali e na noda veikoro kece.

E dau qiri me lali ni lotu,bose vuli,veibulu kei na vei soqo tale eso.

Era duidui na qiriqiri ni lali ka dau roqo vinaka sara keda tu mai vakayawa. E tu tale ga na lali ni meke.oqo e yacana na tadai.

E roqo vinaka na rogo ni tadai ni sa lutu na yakavi. E saga ni cakacaka rawarawa na ta lali. E ra dau ta lali mai Kabara e na Yatu Marabo, Lau. E sa ivoli levu sara na lali e na gauna oqo.

**Wasewase A: Vakacuruma na vosa e na vanua lala**

beka	vuaka	koli	lali	beka
------	-------	------	------	------

1. Sa kodro na \_\_\_\_\_.
2. Sa soki na \_\_\_\_\_.
3. E vaduqu na damo ni \_\_\_\_\_.
4. Sa kose na \_\_\_\_\_.
5. Sa kudru na \_\_\_\_\_.

**Wasewase B Vosa Veibasai**

rogo ca	veitalatala	Kida na mataka	volitaka	dredre
---------	-------------	----------------	----------	--------

- 1.veikidavaki - \_\_\_\_\_
- 2.rogo vinaka - \_\_\_\_\_
- 3.rawarawa - \_\_\_\_\_
- 4.lutu na yakavi - \_\_\_\_\_
5. volia - \_\_\_\_\_