






SANGAM SKM COLLEGE – NADI

**PERFORMING ARTS
YEAR 9
Worksheet 1**

Objective : students to know the shape and its beats

Sub strand- Table of Notes

American / German note names	British note names	Note symbols	Note value
Whole note	Semibreve		4 beats
Half note	Minim		2 beats
Quarter note	Crotchet		1 beat
Eighth note	Quaver		1/2 of a beat
Sixteenth note	Semiquaver		1/4 of a beat

Activities for worksheet 1

Match A with B

A

Quaver

Semi breve

Minim

crotchet

B

4 beats

2 beats

1 beat

half note or beat

PERFORMING ARTS
YEAR 9
Worksheet 2

Objective : students to understand the upper figure of the time signature

Sub strand- Time Signature

- Time signature consist of 2 figures placed one above the other
- There are 3 time signatures $\frac{2}{4}$ $\frac{3}{4}$ and $\frac{4}{4}$

Upper figure – shows the number of beats in each bar
Lower figure- it shows value of beats

SIMPLE TIME			
	<i>Duple Time:</i> Two beats in each bar	<i>Triple Time:</i> Three beats in each bar	<i>Quadruple Time:</i> Four beats in each bar
A Quarter Note = 1 beat/count	2 4 ♪ ♪	3 4 ♪ ♪ ♪	4 4 ♪ ♪ ♪ ♪
A Half Note = 1 beat/count	2 2 ♪ ♪	3 2 ♪ ♪ ♪	4 2 ♪ ♪ ♪ ♪
An Eighth Note = 1 beat/count	2 8 ♪ ♪	3 8 ♪ ♪ ♪	4 8 ♪ ♪ ♪ ♪

<http://www.machetownworksheets.com/Class/Basic/Music/Teacher/8832>
Created by Kim Maloney 2011

Activities for worksheet 2

Eg : Answer for the first one will be colour red because its $\frac{3}{4}$ time signature because first candy contains A crotchet =1 with A minim = 2 so $2 + 1 = 3$, so its $\frac{3}{4}$ time signature

Answer for second candy will be colour blue because it contains 2 minim and value of each minim is 2 beats so $2 + 2 = 4$ so its $\frac{4}{4}$ time signature

Always count the number of beats inside the candy

Dotted shape means add half the value of that musical beat, answer for candy 6 will be colour red $\frac{3}{4}$ time signature because its minim so 2 + half of minim which will be 1 because it's a dot so its 3

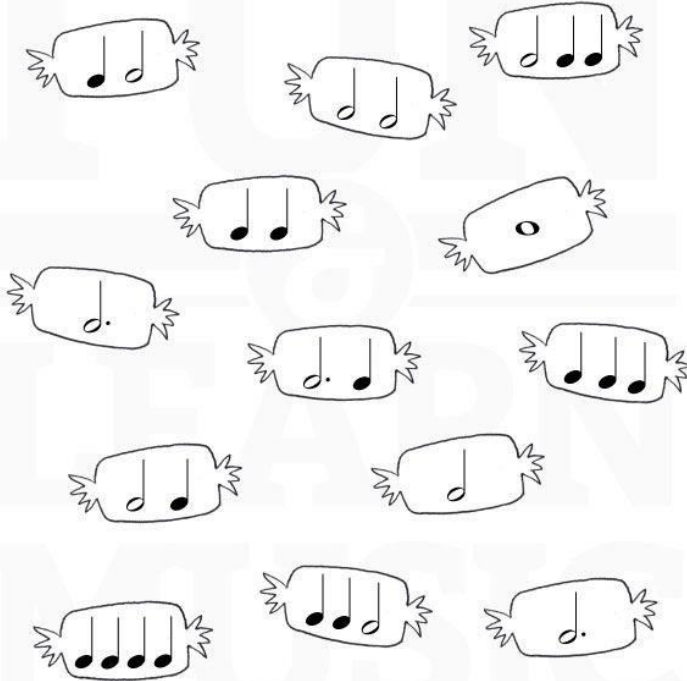
Name: _____

Date: _____

Time Signature



Color the candies with $\frac{2}{4}$ red, $\frac{3}{4}$ green and $\frac{4}{4}$ blue.



Copyright © 2013 by E.S. Mar
www.FunAndLearnMusic.com

PERFORMING ARTS YEAR 9 Worksheet 3

Objective : Students should be able to explore different types of musical instruments

Sub strand- Musical instruments

Musical Instruments 2

N	I	M	E	R	E	H	T	P	P	E	C	G	M
M	T	A	R	S	E	H	T	I	R	T	L	L	D
T	A	N	O	O	E	P	M	P	A	I	A	O	R
E	M	R	I	U	S	N	P	E	H	N	V	C	U
K	B	A	R	S	S	N	J	O	A	N	I	K	M
C	O	T	G	A	A	I	T	R	S	H	N	E	K
E	U	I	P	P	L	O	T	G	I	I	E	N	I
L	R	U	I	H	A	O	U	A	H	S	T	S	T
L	I	G	A	O	B	O	P	N	R	T	B	P	E
O	N	S	N	N	U	A	A	R	H	L	A	I	T
O	E	S	O	E	T	R	O	A	H	E	N	E	U
A	R	A	N	I	L	O	I	V	T	S	J	L	L
S	L	B	H	A	R	P	S	I	C	H	O	R	D
N	O	N	L	D	M	A	N	D	O	L	I	N	T

SITAR
 GLOCKENSPIEL
 SOUSAPHONE
 TIN WHISTLE
 PIPE ORGAN
 MANDOLIN
 CELLO
 THEREMIN
 DRUM KIT
 BANJO
 BASS GUITAR
 VIOLIN
 TAMBOURINE
 CLAVINET
 PIANO
 LUTE
 HARP
 HARPSICHORD
 TUBA

Find the music instrument names in the word search puzzle

- | | |
|---------------|----------------|
| 1) Sitar | 7) violin |
| 2) Pipe organ | 8) bass guitar |
| 3) Banjo | 9) harp |
| 4) Tuba | 10) drum kit |
| 5) Cello | 11) lute |
| 6) Piano | 12) Mandolin |