

SANGAM SKM COLLEGE – NADI


ART AND CRAFT- YEARS 9 AND 10

WORKSHEET TASK 3

TOPIC: PEN AND INK DRAWING

Compose any simple picture of your choice using the medium of ink. Use different types of lines to draw the picture and show the effect of light onto the picture.

Have one or two objects only in the picture so that it looks creative and realistic.




ART AND CRAFT- YEARS 9 AND 10

WORKSHEET TASK 4

TOPIC: TONAL SHADING- A BUNCH OF GRAPES

Compose a bunch of grapes either using the medium of pencil or colours. Draw the outline first and then shade using the concept of tonal shading- showing the effect of light, shade and shadow.

Be realistic and simple.




ART AND CRAFT- YEARS 9 AND 10

WORKSHEET TASK 5

TOPIC: STIPPLING PICTURE COMPOSITION

Compose any picture of your choice using dots only. You may use dots of various sizes in your picture to create the effect. Use pencil as it will be easy for you to vary the tones of each dot to make your picture look impressive and creative.



ART AND CRAFT- YEARS 9 AND 10

WORKSHEET TASK 6

TOPIC: COCONUT SHELL CRAFT

In the space provided, draw a plan of any coconut shell craft work. You have to put this plan into action by doing a coconut shell craft work using simple carving tools. Ensure to use the tools safely. Examples are bilo carving, ash trays, ear rings, flower vase etc.

ART AND CRAFT- YEARS 9 AND 10

WORKSHEET TASK 7

TOPIC: Fijian Art History

In the space provided, briefly do a write-up on the above topic. Also mention some of the Traditional Fijian artifacts and their purpose.

ARTS AND HEALTHY LIVING

ART AND CRAFT- YEARS 9 AND 10

WORKSHEET TASK 8

TOPIC: World Art History

In the space provided, briefly do a write-up on the above topic. Mention some of the historical art work of the world.

