

**SANGAM SKM COLLEGE - NADI**  
**YEAR 10 BT WORKSHEETS 2021**

**Week 2**

**Monday (31/05) – Friday (04/06)**

**Monday (31/05)**

Topic: **GENERAL WORKSHOP SAFETY**

Exercise: **Safety**

Reference site:

<http://www.education.gov.fj/textbooks/TESTTextBooks>

1. State two importance of following instructions in the workshop

a) Don't run in the workshop.

---

---

---

b) Always wear proper and protective footwear.

---

---

---

2. Describe how to dress properly when in the workshop.

Think more smart jeans/trousers, shirt and a blazer. A tie is not needed. Likewise, jeans and a shirt with a smart jumper are also a good choice. Joggers/leggings, hoodies and other sportswear items are not appropriate.

3. Why is it important to report all accidents?

It is important because if the matter is serious or not the safety assurance for the workshop depends on that so that the supervisor is inform and the action can be dealt with.

---

---

**Tuesday (01/06)**

Topic: **GENERAL WORKSHOP SAFETY**

Exercise: **Safety**

Reference site:

<http://www.education.gov.fj/textbooks/TESTTextBooks>

1. Discuss one dangerous practice that can take place in the workshop

Lack of guards or screens on equipment or around dangerous areas. Damaged or misused guards. Lack of adequate ventilation and temperature. No safety signs, outdated safety signs, and broken safety signs.

2. Safety goggles should be used when a student needs to

- A. sharpen a carving tool.
- B. chip off wood using a chisel.
- C. cut the stencil for screen printing.
- D. have a clear vision in the workshop

3. The long form for OHS is

- A. One's Health and Safety.
- B. One's Hygiene and Standards.
- C. Occupational Health and Safety.
- D. Occupational Health and Standards.

7. Which of the following is an electrical safety rule?

- A. Wear an apron or dust coat
- B. Wear goggles or safety glasses
- C. Keep the bench top clean and neat
- D. Report any electrical faults or conditions

8. Which of the following is a school OHS requirement under the OHS Act 1996?

- A. Evacuation plan
- B. Standard workshop
- C. Teacher-student ratio
- D. Classroom requirements

**Wednesday (02/06)**

Topic: **GENERAL WORKSHOP SAFETY**

Exercise: **Personal Protective Equipment**

Reference site:

<http://www.education.gov.fj/textbooks/TESTTextBooks>

1. Identify and label the following Equipment's



**Thursday (03/06)**

Topic: **GENERAL WORKSHOP SAFETY**

Exercise: **Personal Protective Equipment**

Reference site: <http://www.education.gov.fj/textbooks/TESTTextBooks>

**Matching**

Safety Equipment		Definition
A. A protective mask	I	Handles heavy material and protects the back
B. Safety Shoes	E	Avoids the workers falling
C. Ear protectors	D	Protects the body against welding work
D. Protective Apron	C	Protect ears against noise
E. Safety Harness	A	Protects from inhaling harmful air particles as dusts, vapours, fumes and gases
F. Safety gloves	J	Provide protection to the eyes
G. Safety helmet	G	Protects the head from accidental injury
H. Knee pads	F	Handles heavy materials such as breeze-blocks, beams and avoids injuries
I. A dorsal Belt	B	Protect the feet from accidental injury
J. Safety Goggles	H	Protect knees on the ground while working

**Friday (04/06)**

Topic: **GENERAL WORKSHOP SAFETY**

Exercise: **Health and Safety**

Reference site: <http://www.education.gov.fj/textbooks/TESTTextBooks>

**Spot and list the hazards**



1. Standing on an uneven box
2. Walking in with an improper load
3. Picking up loads with any support
4. Open drainage outlet inside a moving space
5. Standing under an unsafe load
6. Water Spillage on a the floor which is not taken care off
7. Broken bottle laying on the floor
8. Electrical wire laying on the floor without any attention.

**SANGAM SKM COLLEGE - NADI**  
**YEAR 13 AT WORKSHEETS 2021**

**Week 3**

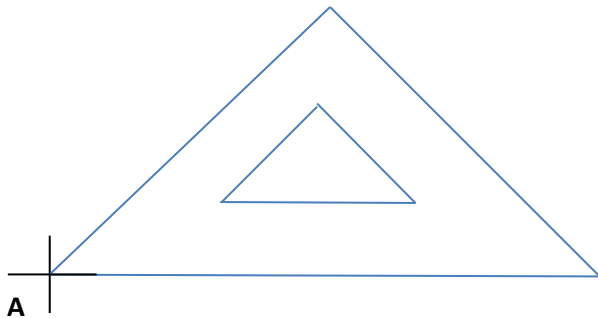
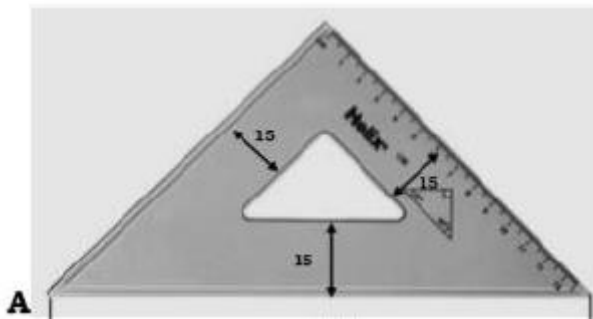
**Monday (07/06) – Friday (11/06)**

**Monday (07/06)**

Topic: **Geometry**

**Given:** A sketch of a 45° set square below and corner **A** labelled.

**Required:** Redraw the set square to a scale of 1:1 starting from the corner **A** given below

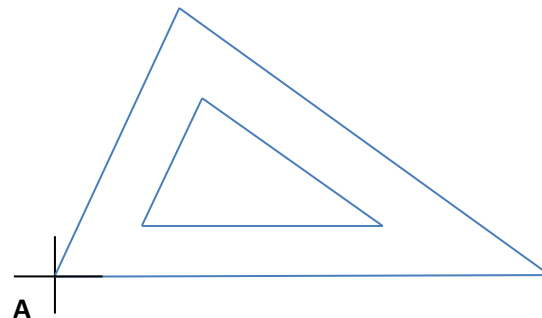
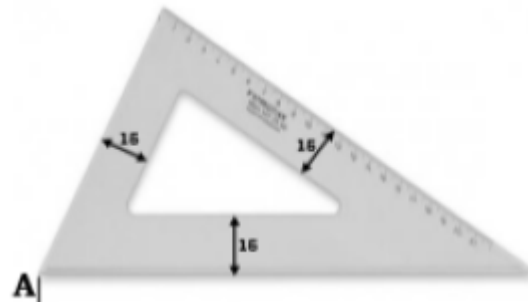


**Tuesday (08/06)**

Topic: **Geometry**

**Given:** A sketch of a 30° 60° set square on the below and corner **A** labelled

**Required:** Redraw the set square to a scale of 1:1 starting from the corner **A** given below

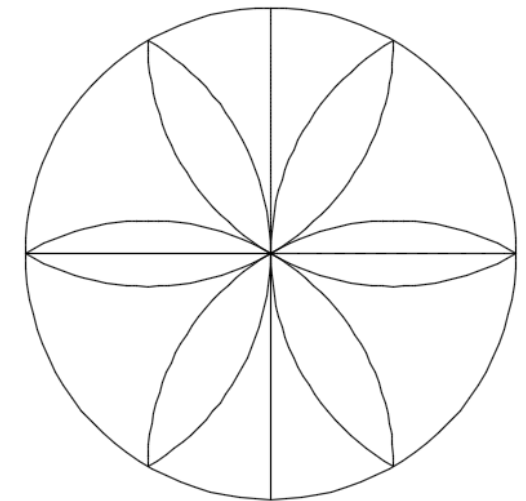



**Wednesday (09/06)**

Topic: **Geometry**

**Given:** A Pattern Design of a Table Plastic

**Required:** Redraw the Pattern Design scale 1:1



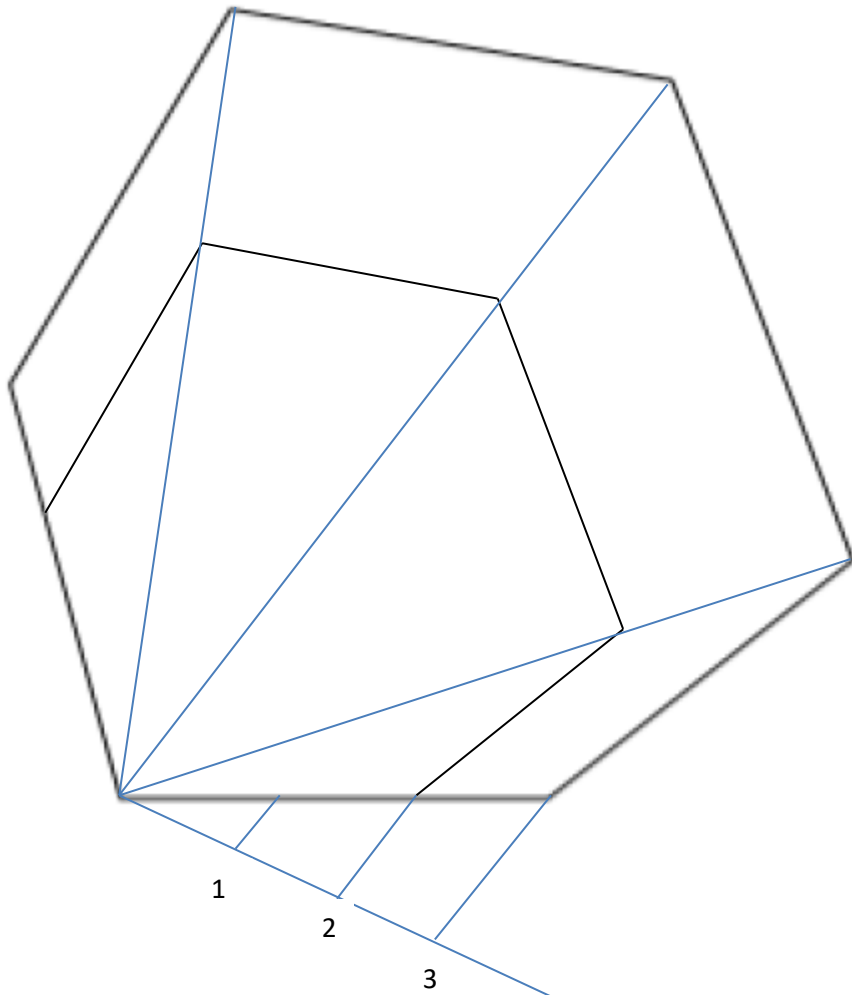
**Thursday(10/06)**

Topic: **Geometry**

Reference site: <https://www.youtube.com/watch?v=S6cgaQ3tqVc>

**Given:** An irregular Hexagon

**Required:** Reduce the given Hexagon to a scale of 2:3



**Friday(11/06)**

Topic: **Geometry**

Reference site: <https://www.youtube.com/watch?v=25nCv3Cw2n8>

Reflect the shapes in the mirror lines

