

Nasinu Sangam

Kindergarten School

Resource Worksheets

2021

<https://images.app.goo.gl/kSocAkaeLFDBR2YB9>



WEEKLY HOME STUDY PACKAGE 4

(WORKSHEETS 7)

26/07/21 TO 30/07/21

TOPIC: Communication Skills.

Aim: For children to understand and learn the Importance of Communication Skills.

Note to PARENTS: This Week we will discuss and talk about few Communication method we use daily. As we know that we are under a National Crisis, Panademic (COVID-19) and there is movement restrictions, we are learning from home through Television, Mobile phone, and other forms of communication.

There are lots of Communication Methods that we are using daily, such as emails, newspapers, television, mobile phones, computers and many more.

(Parents ,briefly explain to Children the different pictures below of Communication.)



Parents please discuss with Children the importance of Communication, and how are we using it daily.(A brief explanation and discussion to make them understand the topic).

Cutting and Pasting

CUT ✂ the pictures and paste them on your book or any A4 paper OR find pictures and paste them in your book. Write your name.





Handwriting Number 7

7	7	7	7	7	7
7	7	7	7	7	7
7	7	7	7	7	7
7	7	7	7	7	7
7	7	7	7	7	7



Handwriting Number Seven

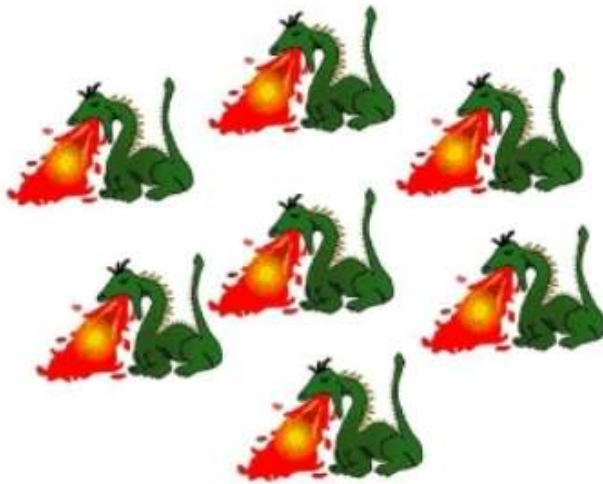

<i>seven</i>	<i>seven</i>	<i>seven</i>
<i>seven</i>	<i>seven</i>	<i>seven</i>
<i>seven</i>	<i>seven</i>	<i>seven</i>
<i>seven</i>	<i>seven</i>	<i>seven</i>
<i>seven</i>	<i>seven</i>	<i>seven</i>



Seven

Parents, ask your child to:

- ☒ Trace the numbers
- ☒ Count how many objects are in each group and write the answer in the box



Wednesday 29th, July.


Art and Craft.

Look around the house and collect (empty milk packet, toilet paper rolls, fun flavour empty packet, small boxes and many more) strings, glues, coloured papers, markers, to create your communication crafts. Example are given below...follow the picture samples.



Literacy.


Cc Kk



ACTION
Snap your fingers together in the air, as if you are playing castanets, and say, c k, c k.

cap kit
... ...

pick sack
... ...



c c c c c c c c c c

k k k k k k k k k k

Parents, if you can then go to Jolly Phonics App on your Phone and select the above phonics (letters) for the children to hear the letter sounds and the correct formation of the letters.

c/k

(Tune: She'll Be Coming Round the Mountain Track)

We are clicking castanets,
/cl-cl-cl/.

We are clicking castanets,
/cl-cl-cl/.

We are clicking castanets,
clicking castanets...

...we are clicking castanets,
/cl-cl-cl/.



Kites are flying in the sky,
/k/-/k/-/k/.

Kites are flying in the sky,
/k/-/k/-/k/.

Kites are flying in the sky,
flying in the sky...

...kites are flying in the sky,
/k/-/k/-/k/.

Action: Raise your hands and snap your fingers together, as if you are playing castanets, and say



Tracing Letters



k is for key

k

k

k

k

k

k

k

k

k

k

k

k

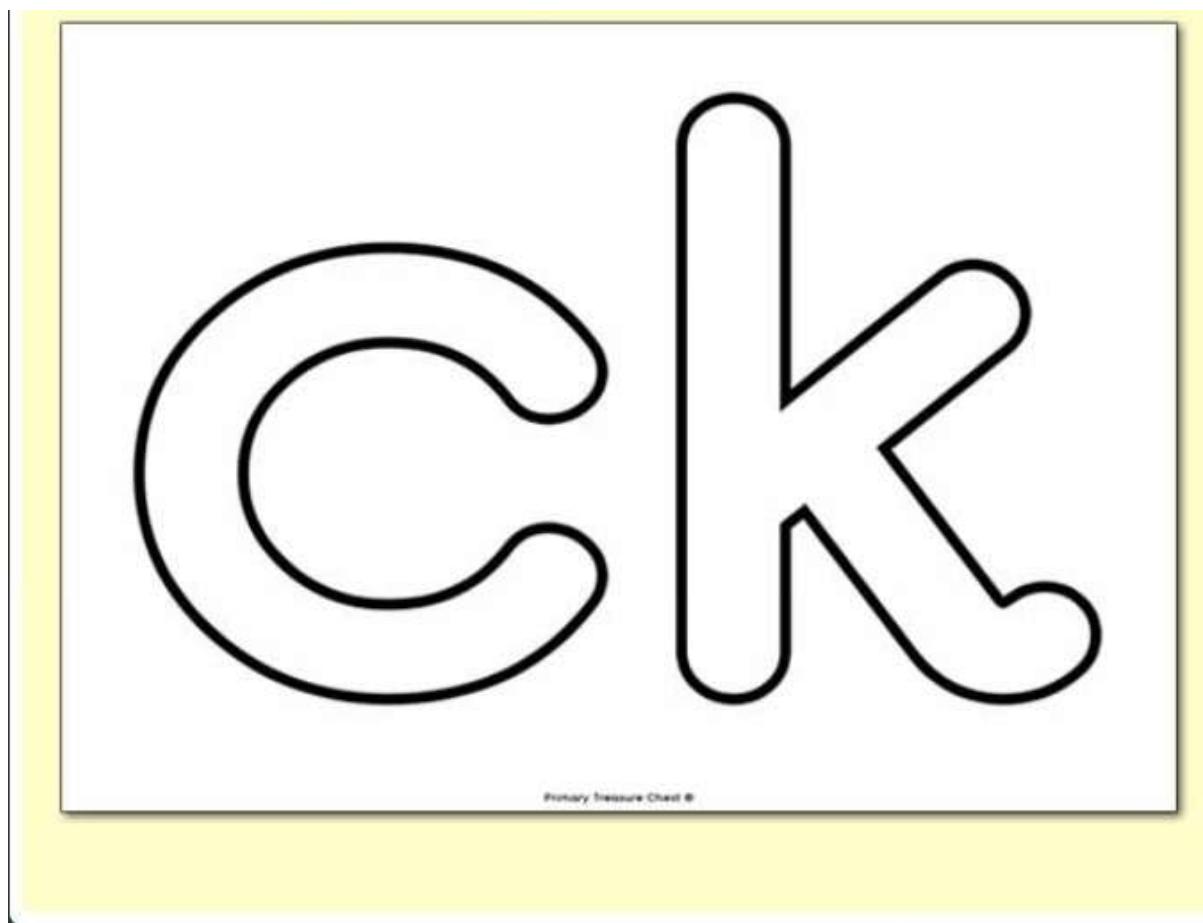
k

k

k

Cutting and Pasting.

Children to cut different coloured papers or newspapers and paste on the letter /sound Ck



Moral Values

6) The Boy Who Cried, Wolf

There was a young boy whose father, a farmer, had asked him to take their herd of sheep grazing every day.



One day, the boy was extremely bored as he watched over the sheep and so he cried: "Wolf! Wolf!"

On hearing his cries, the villagers rushed to help him chase the wolf away and save the sheep.

When they saw the grinning boy and realised he had cried wolf for his amusement, they scolded him and told him to not cry wolf!

The next day, the boy cried out that the wolf was there. The villagers came, scolded him again, and left.

Later that same day, a wolf came and terrorized the sheep.

The boy cried, "Wolf! Wolf! Please help me."

But, the villagers assumed that he was pulling a silly prank again and did not come to his rescue. The sheep ran away and the boy cried.

Moral of the story

Don't lie or engage in foolish pranks, for no one will believe a liar even when he is telling the truth!