

NASINU SANGAM SCHOOL.

YEAR 1 – ENGLISH

WEEKLY HOME STUDY PACKAGE 4

1. Readings for the Week.

Bug on a Rug.

Created by Faye Berryman and Phillip O' Carroll.

Illustrated by Rae Dale.

A big bug. A big rug. The bug on
the rug. The big bug on the rug.
Tug the rug. Sit on the rug. Hug
the bug on top of the rug. Hug
the big bug to top of the rug. Sit
on the rug and hug the big bug.
Hug the bug but not on top of the
rug. The bug had a mug of milk.
The bug had a mug of milk on top
of the rug.

2. Read, draw and colour the pictures.

1. A big bug.	2. A big rug.
3. A big bug on the rug.	4. Bug had a mug of milk.
5. A big bug hug the rug.	6. A big bug hop into the mud.

3. Singular and Plural.

bug - _____

cat - _____

pig - _____

pet - _____

dog - _____

rug - _____

NASINU SANGAM SCHOOL

YEAR 1

MATHS

WEEKLY HOMESTUDY PACKAGE 4

Strand 2: Measurements

Unit 2.4 Money

Money

- There are two side of a coin. The head and tail.
- Tail has the number or value of the coin.



Five cents is written as	5c
Ten cents is written as	10c
Twenty cents is written as	20c
Fifty cents is written as	50c
One dollar is written as	\$1
Two dollars is written as	\$2

Activity

Draw the coins in order.

Coin	Drawing
5c	
10c	
20c	
50c	
\$1	
\$2	

NASINU SANGAM SCHOOL

YEAR 1

GENERAL SUBJECT

WEEKLY HOME STUDY PACKAGE 4

Theme: My birthday

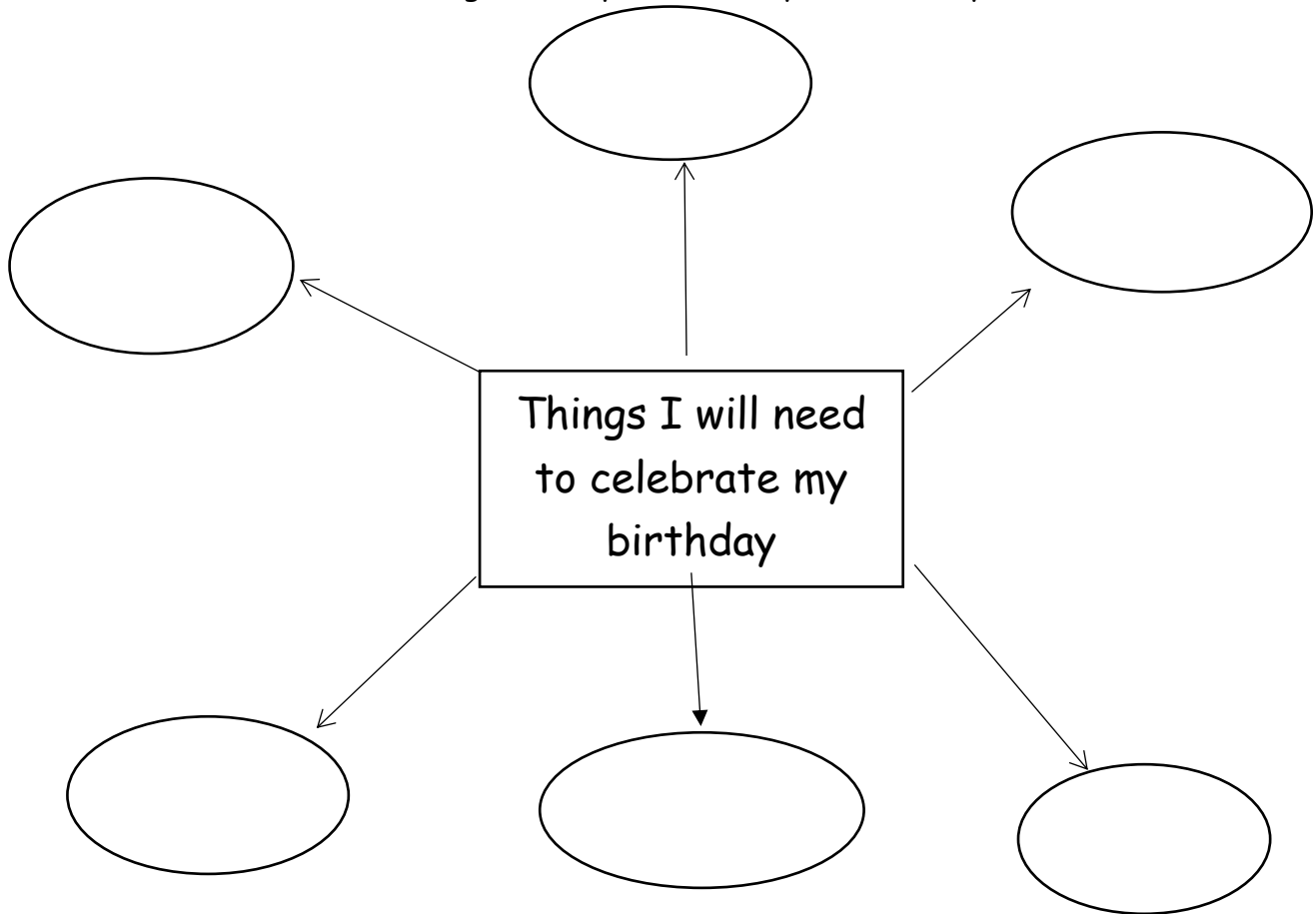
Birthday- this is a special day that comes once in a year which is the day we were born into the world getting along with happiness and joy.

Some of the things that is needed on our birthday:

- Cake
- Balloons
- Candle
- Juice
- Birthday hat
- Snacks
- Gifts

Activity 1

Name some of the things which you need on your birthday.



Activity 2

1. Draw and colour different types of healthy and unhealthy food prepared at a birthday party.

Healthy food

Unhealthy food

Activity 3

1. Draw, and colour some vegetarian and non-vegetarian meal you prepare for a birthday.

Vegetarian Meal

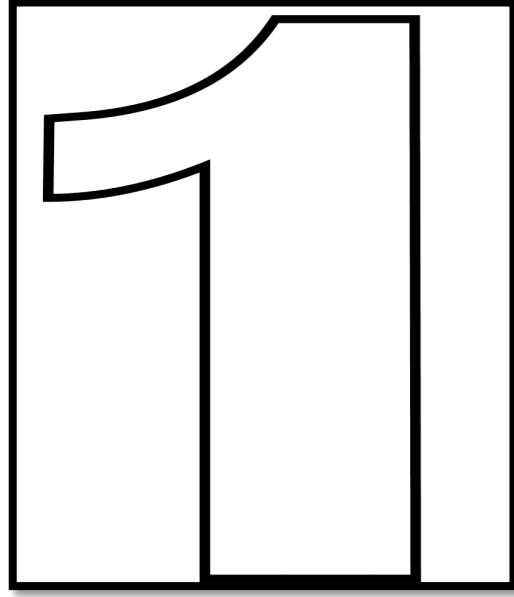
Non-vegetarian meal

1874 NASINU SANGAM SCHOOL

YEAR 1- HINDI

WEEKLY HOME STUDY PACKAGE 4

ए



एक

ए + क = एक

क. खाली स्थानों पर लिखो

ए					
ए					
ए					
ए					
ए					
ए					

ख. मात्रा ज्ञान ए (े)

1. क + े = के

2. म + े = -----

3. न + े = -----

4. स + े = -----

5. प + े = -----

ग. शब्द बनाओ (Word building)

1. रे + ल = --रेल---

2. जे + ल = -----

3. पे + न = -----

4. बे + ल = -----


5. ते + ल = -----

NASINU SANGAM SCHOOL
YEAR 1 – I – TAUKEI
WEEKLY HOME STUDY PACKAGE 4

1. Vulica mo wilika na vosa mala rua e na rorogo - o/o.

boto	coko	domo	koso
lolo	moko	noqo	oso
polo	qoqo	roqo	soko
tono	volo	olo	droso
boko	dolo	kolo	kobo

2. Wirina na i yatuvosa e tautauvata.



Au sa dabe.

Au sa tucake.

Au sa kana.

Au sa dabe.

Au sa dabe.

Au sa tucake.

Au sa kana.

3. Vulica mo wilika na vosa mala rua e na rorogo - u/u.

bulu	cumu	duru	uvu
kutu	lulu	mudu	nunu
tubu	ruru	drudru	sucu

4. Wirina na i yatuvoa e tautauvata.



Au sa kiso.

Au sa lade.

Au sa kiso.

Au sa kiso.

Au sa cuva.

Au sa cuva.

Au sa lade.

5. Vulica mo wilika na vosa mala rua e na rorogo - i/a.

ika

cina

sigā

rika

bila

dina

liga

cika

cila

kina

mila

tina

6. Wirina na i yatuvoa e tautauvata.



Au sa tagi.

Au sa cuki.

Au sa lako.

Au sa lako.

Au sa tagi.

Au sa tagi.

Au sa cuki.