

**2034 NANUKU SANGAM SCHOOL**  
**LESSON NOTES**  
**WORKSHEET 4 -2021**

Subject: Language, Literacy and Communication (English) Year: 1 Name: \_\_\_\_\_

Strand	Reading and Writing
Sub Strand	Reading and Writing
Content Learning Outcome	<ul style="list-style-type: none"> <li>• Read simple compositions.</li> <li>• Understand the given activities and write the answers.</li> </ul>

New Words

Fish                  rainbow                  swimming                  share                  scale

Text

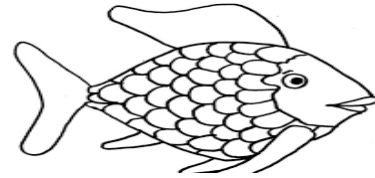
**Rainbow Fish**

Rainbow fish,

Rainbow fish.

Swimming in the sea.

Will you share a scale with me?



Activity 1

Fill in the blanks with the given words.

sea	with	fish	Will	Rainbow
-----	------	------	------	---------

1. Rainbow \_\_\_\_\_.
2. \_\_\_\_\_ fish.
3. Swimming in the \_\_\_\_\_.
4. \_\_\_\_\_ you share a scale \_\_\_\_\_ me?

Activity 2

Rewrite and learn the given words.

1. Fish                  \_\_\_\_\_                  \_\_\_\_\_                  \_\_\_\_\_
2. Rainbow                  \_\_\_\_\_                  \_\_\_\_\_                  \_\_\_\_\_
3. Share                  \_\_\_\_\_                  \_\_\_\_\_                  \_\_\_\_\_
4. Scale                  \_\_\_\_\_                  \_\_\_\_\_                  \_\_\_\_\_
5. Swimming                  \_\_\_\_\_                  \_\_\_\_\_                  \_\_\_\_\_



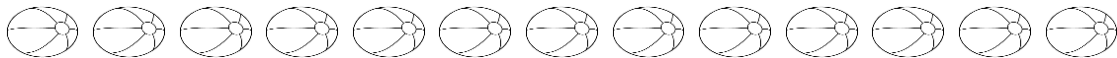
**2034 NANUKU SANGAM SCHOOL**  
**LESSON NOTES**  
**WORKSHEET 4 -2021**

**Subject:** Learning to Know (Maths)      **Year:** 1      **Name:** \_\_\_\_\_

Strand	Early Mathematics
Sub Strand	Numbers
Content Learning Outcome	Write and recognize number 13 in numeral form and words. Draw and colour 13 objects.

**Lesson Notes**

- These are **13** (thirteen) balls.






- We write 13 in words as **thirteen**.

**New words**

Number      Thirteen

**Activity 1**

Make a total of 13 in each set.

1.	  <span style="font-size: 24px;">13</span>
2.	  <span style="font-size: 24px;">13</span>
3.	  <span style="font-size: 24px;">13</span>

**Activity 2**

Fill in the missing letters.

\_\_\_hirteen

T\_\_\_irteen

Th\_\_\_rteen

Thi\_\_\_teen

Thir\_\_\_een

Thirt\_\_\_en

**NANUKU SANGAM SCHOOL**  
**LESSON NOTES**  
**WORKSHEET 4- 2021**

**Subject: Veika Vaka-viti**

**Year: 1**

**Name: \_\_\_\_\_**

<b>STRAND</b>	Vakarorogo kei na Cavuti ni vosa
<b>Sub- Strand</b>	Na Veivanua e vakayagataki kina na vosa
<b>Content Learning outcome</b>	Vakadikeva na I tukutuku e rogoci me saumi kina na taro kei na kena vakadewataki ena veigaunisala duidui ni vakau itukutuku.

**VOSA VOVOU**

Vulica na veivosa vovou oqo.

1. Ratu 2. bale. 3. Vatuwaqa. 4. yaca. 5. Ratu Koroi. 6. vinaka. 7. turaga. 8. tui.
9. marama 10. Vale Levu. 11. Sau ni Vanua. 12. Adi Kabu 13. Radi Muanikau 14. Adi.

**Cakacaka Lavaki**

1. Wirina na vosa veibasai.

a. turaga - tagane / marama

b. vinaka- ca / levu

c. Ratu - Ro / Adi

d. lailai - levu / somidi

2. Vola na nomu vosa ni sucu (nomu vanua)

	<b>Tailevu</b>	<b>Rewa</b>	<b>iko</b>
Turaga -	Ratu	Ro	_____
Marama-	Adi	Ro	_____

**2034 NANUKU SANGAM SCHOOL**  
**LESSON NOTES**  
**WORKSHEET 4 -2021**

**Subject: Living and Learning Together**

**Year: 1**

**Name: \_\_\_\_\_**

<b>Strand</b>	Myself and Others
<b>Sub Strand</b>	Emotions
<b>Content Learning Outcome</b>	Children develop understanding of different types of emotions.

New Words

**Happy**

**sad**

**angry**

**emotions**

Lesson Notes



**happy**



**sad**



**angry**

Activity 1

**Match the pictures with the correct emotions.**



**angry**



**happy**



**sad**

**2034 NANUKU SANGAM SCHOOL**  
**LESSON NOTES**  
**WORKSHEET 4 -2021**

**Subject:** Physical Development, Health and Well Being      **Year:** 1      **Name:** \_\_\_\_\_

<b>Strand</b>	Healthy Living
<b>Sub Strand</b>	Perceptual motor development
<b>Content Learning Outcome</b>	To be able to state some water safety rules.

**New Words**

**Water                      Safety                      Rules                      Swim                      Learn**

**Lesson Notes**


We should remember these rules before going for a swim:

- Learn how to swim.
- Swim in the shallow water.
- Do not go for a swim alone.
- Wear waist tubes if you cannot swim.



**Activity 1**

**Activity 2**



Write **Yes** or **No**

1. Learn how to swim. \_\_\_\_\_
2. Swim in deep water. \_\_\_\_\_
3. Swim alone. \_\_\_\_\_

**2034 NANUKU SANGAM SCHOOL**  
**LESSON NOTES**  
**WORKSHEET 4 -2021**

**Subject: Learning to Know (E/S)      Year: 1      Name: \_\_\_\_\_**

<b>Strand</b>	Living Things and the Environment
<b>Sub Strand</b>	Structure and Life Process
<b>Content Learning Outcome</b>	<ul style="list-style-type: none"> <li>To be able to understand what is fishing and label the parts of a fish.</li> </ul>

New Words

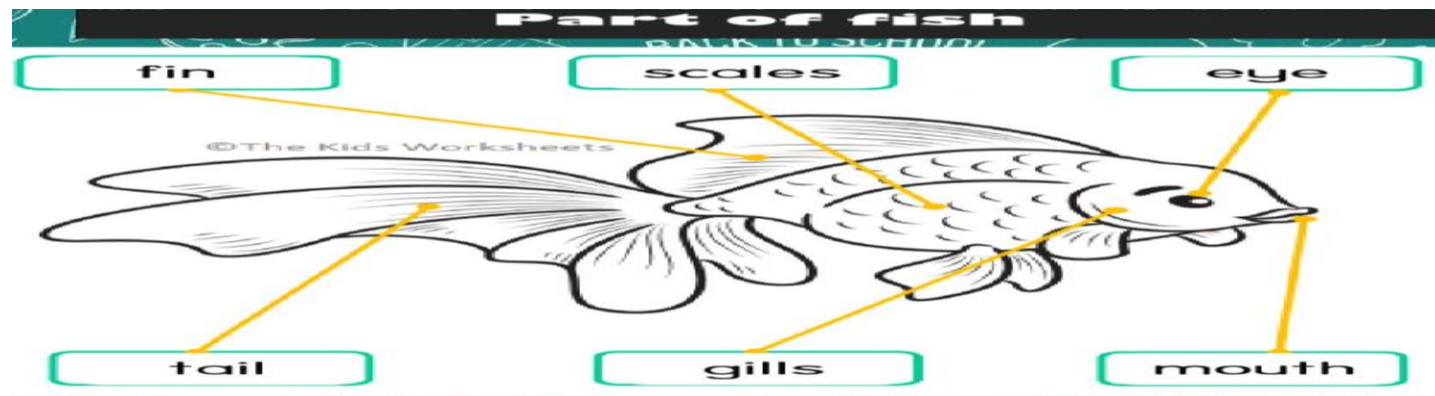
**fishing                      fish                      water                      fin                      gills**

Lesson Notes

- A fish lives in the water.
- Fish can be found in the river and sea.
- **Fishing** is when people go and catch fish.

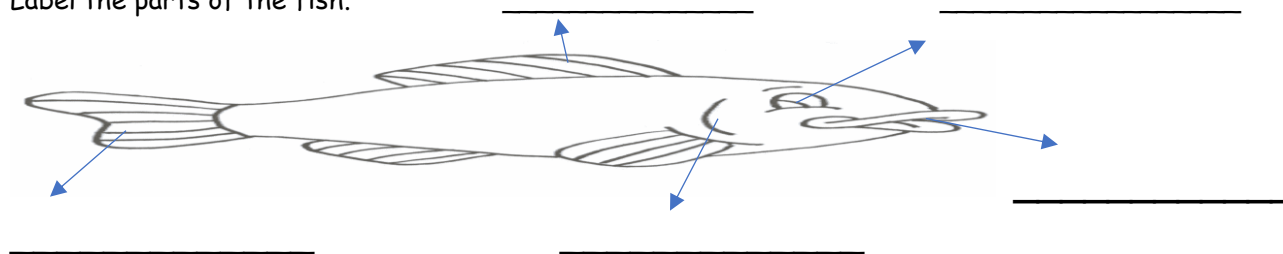
Parts of a fish.

Read and learn.



Activity 1

Label the parts of the fish.



Activity 2

Colour the picture of coral reef.



2034 NANUKU SANGAM SCHOOL  
LESSON NOTES  
WORKSHEET 4 -2021

Subject: Language, Literacy and communication (Hindi) Year: 1 Name: \_\_\_\_\_

Strand	Speaking, reading and writing
Sub Strand	Comprehension, phonics and word formation.
Content Learning Outcome	Read and understand the poem and identify the words starting with ज and correctly naming the pictures.






Lesson Notes

पढ़ो और सिखो ।



ज से एक जहाज उड़ा,  
मैं भी उसे उड़ाऊँगा ।  
पढ़ लिखकर जब बड़ा बनूँगा,  
दूर गगन तक उड़ जाऊँगा ।

सिखो ।

ज - जाल जूता जग जहाज जल जानवर

				
जाल	जूता	जग	जल	जानवर

अभ्यास

जोड़ कर लिखिए । जा + ल = _____ जू + ता = _____ ज + ग = _____ ज + ल = _____ जा + न + व + र = _____ ज + ब = _____	इन्हें पूरा करो ।  <input type="text"/> ल  <input type="text"/> ग
---	--