

1874 NASINU SANGAM PRIMARY SCHOOL

Year: 2

Subject: ENGLISH

Weekly Home Study Package 4

**Strand: Reading and Viewing**

**Sub- strand: Read with understanding and write accurately**

**QUESTION 1: WRITE THE PAST TENSE OF THE WORDS**

1. Go - Went
2. Pick - \_\_\_\_\_
3. Kick - \_\_\_\_\_
4. Eat - \_\_\_\_\_
5. Open - \_\_\_\_\_

**Question 2: WRITE THE OPPOSITE OF THE FOLLOWING WORDS**


1. Sit - Stand
2. Close - \_\_\_\_\_
3. Sleep - \_\_\_\_\_
4. Throw - \_\_\_\_\_
5. Off - \_\_\_\_\_

**QUESTION 3: ADD “ing” TO THE WORDS Eg. walking**


1. Sing \_\_\_\_\_
2. Sway \_\_\_\_\_
3. Skip \_\_\_\_\_
4. Chase \_\_\_\_\_
5. Try \_\_\_\_\_

**QUESTION 4: DRAW AND NAME 4 THINGS YOU DO AT**


**HOME**




\_\_\_\_\_



\_\_\_\_\_



\_\_\_\_\_



\_\_\_\_\_


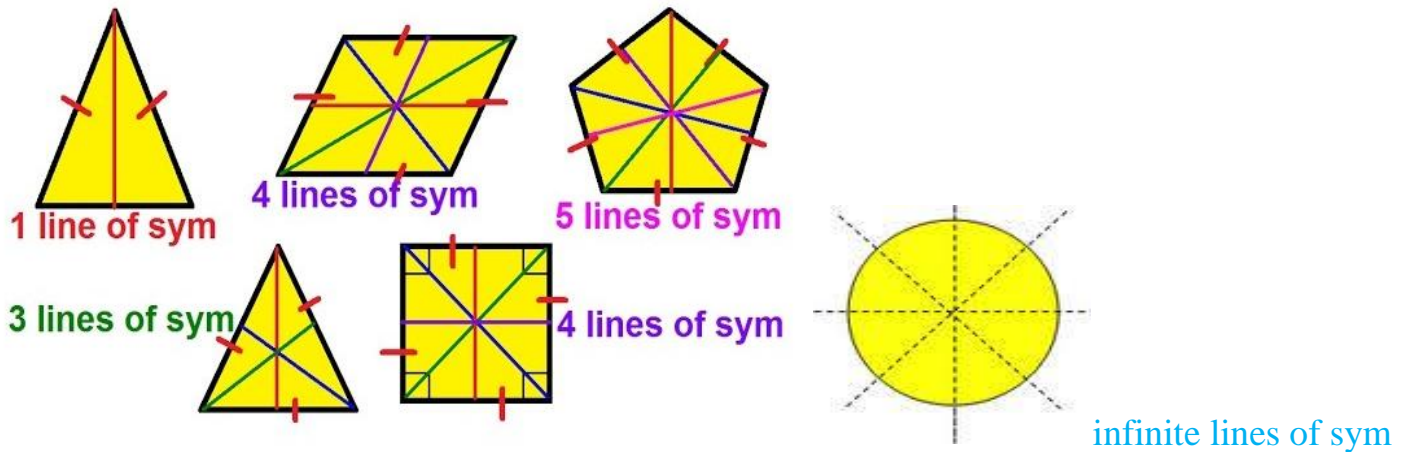
TOPIC: Shapes

Strand: Geometry Activity: Lines of Symmetry

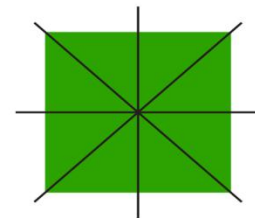


❖ Lines of symmetry are the lines dividing a shape into two or more equal parts.

Example:

What Are Lines of Symmetry?



1 line of symmetry



**Activity: Read, Write and Draw in the table below.**

<b>Shapes</b>	<b>Number of lines of symmetry</b>	<b>Draw the lines of symmetry on the shape</b>
<b>Circle</b>		
<b>Rectangle</b>		
<b>Triangle</b>		
<b>Square</b>		
<b>Heart</b>		
<b>Star</b>		

**THEME: BEING A GOOD SPORTSMAN**

- A good sportsman is a person who supports other players.
- Has positive attitude.
- Shake hands before any game.
- Does not fight during or after the game.
- Is fair in the game.
- Encourages everyone.



## **Activity 1**

### **Write True or False**

1. We should not follow the rules of the games.

\_\_\_\_\_

2. Always listen to the referee.

\_\_\_\_\_

3. We should punch other players.


\_\_\_\_\_

4. We should shake hands after a game.

\_\_\_\_\_

## **ACTIVITY 2**

### **DRAW YOUR FAVOURITE SPORT**



**Theme : Toys**

**Can we move things.**

**FORCES**

- o Pushes and pulls are forces.
- o A force can set an object in motion (make it move)
- o A force can change an object's direction or speed, stop or change its shape.

**Examples of forces:**

**Pull**

**Push**

**Drop**

**Push**

- Force applied to move an object away from us.

Examples

- ✦ Pushing the door (close the door).
- ✦ Throwing a ball.
- ✦ Moving a swing



## Pull

○ Force applied to an object to move it towards us.

### Examples

- ✦ Taking the water out of the well.
- ✦ Hugging a person/teddy bear.
- ✦ Putting on gloves.



## Drop





**New words**

**Pull          push          force          move          object**

**Activity A.      Write pull or push**

**1.** Throwing a ball. \_\_\_\_\_

**2.** Putting on gloves. \_\_\_\_\_

**3.** Kicking a ball. \_\_\_\_\_

**4.** Hugging your mother \_\_\_\_\_

**5.** Moving a trolley. \_\_\_\_\_

**Activity B.      Read , draw and color**


<b>1. Draw 1 thing that you pull.</b>	<b>2. Draw 1 thing that you push .</b>

**Theme: Culture**

- ❖ Different groups of people have their own cultures
- ❖ We speak different language at our celebrations.
- ❖ We also celebrate events of different cultures.

**Example:**

- Christmas
- Diwali
- Eid
- Weddings




## **Activity 1**

Paste or draw your favourite celebration in your culture



## **Activity 2**

Paste pictures of different cultural groups of people



Year: 2

Subject: HINDI

Weekly Home Study Package 4

Strand: Writing and Shaping

भाग एक

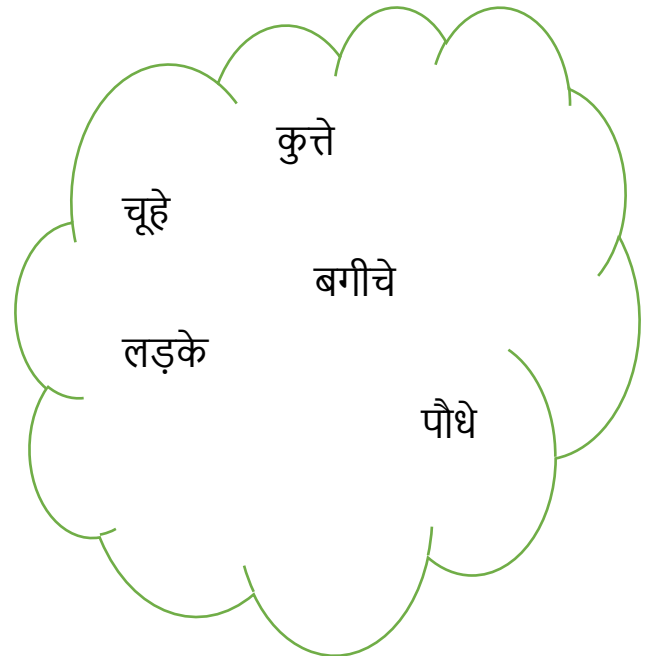
इन अक्षरों से एक शब्द बनाओ।

1. न - \_\_\_\_\_
2. स - \_\_\_\_\_
3. चा - \_\_\_\_\_
4. घ - \_\_\_\_\_
5. क - \_\_\_\_\_

भाग दो

इन शब्दों के बहुवचन लिखें।

1. लड़का - \_\_\_\_\_
2. बगीचा - \_\_\_\_\_
3. चूहा - \_\_\_\_\_
4. पौधा - \_\_\_\_\_
5. कुत्ता - \_\_\_\_\_



## भाग तीन

### इन्हें मिलाओ।

नानी



जग



अनरस



गमला



बस



पेड़




**Nasinu Sangam Primary School**

**Year 2**


**I -Taukei**

**Weekly Home Study Package 4**


**A. Wilika na i talanoa.**



**WASE 3**  
**Na Canu Kaikoso**



Era dau canu kaikoso na yalewa.  
Era sa gole sobu ki matasawa  
ka cauvena na nodra vilawa.  
Sa di levu tu na mati.



E levu sara na kaikoso era canuma  
mai ka ni sisinai vinaka na nodra  
vilawa.

E icoi vinaka ni vakayakavi na  
kaikoso.



### **B. Na Saumi Taro.**

1. Na cava na yaga ni canu kaikoso?
- 

2. E ra gole tiko ki vei na gone yalewa?
-