

Year: 2

Subject: ENGLISH

Weekly Home Study Package 3

Strand: Reading and Viewing

Sub-strand: Read with understanding, accuracy and fluency

Read the following story and answer the questions that follow.

A Cold Bear

Brrrr! It is getting cold.

Bear needs to get ready for winter.

First, he eats a lot.

Next, he finds a den.

Then, he fills the den with leaves, so he will stay warm.

Last, he eats even more!

Is Bear ready for winter?

Yes, he is. Winter is here!



Questions: Write the answers in full sentence.

1. Who is the story about?

2. What type of weather was it?

3. What does the bear do at first?

4. What does the bear find?

5. He fills the den with leaves to stay _____ .

6. Learn these new words: *make flash cards*

bear winter leaves warm den cold ready

1874 NASINU SANGAM PRIMARY SCHOOL

Year: 2





Subject: MATHEMATICS

Weekly Home Study Package 3

Strand: Geometry

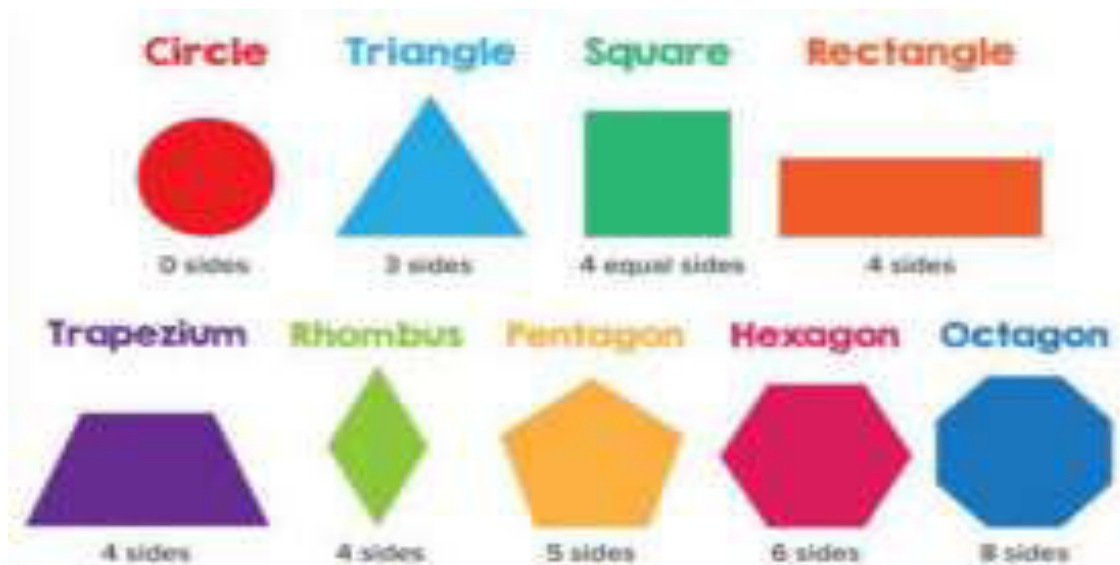
Sub- strand: Properties of basic shapes

QUESTION 1: Read, draw and write the correct answers in the table below

SHAPES	NAME	NUMBER OF SIDES	NUMBER OF CORNERS
	Circle	0	0
			3
	Square		
		4	

Read, Write and Glue from the below given shapes

Read	Write	Cut and Glue
I have 4 sides. I have 4 corners. I have equal sides. What shape am I?		
I have 3 sides. I have 3 corners. I look like pizza. What shape am I?		
I have 6 sides. I have 6 corners. What shape am I?		
I have 0 sides. I have 0 corners. I am round. What shape am I?		



Theme: My Family Relationships

Poem: sing and learn the poem

This is father

This is mother

This is sister

This is brother

Father, mother, sister, brother

holding hands with one another.

- ❖ All people in the family are related.
- ❖ Some relationships commonly in a family are father, mother, sister and brother.



ACTIVITY 1

Write the roles of these members at home

Mother-

Father-


Sister-

Brother-

Me-

ACTIVITY 2

Paste/draw pictures of family members doing something at home



Theme: Books

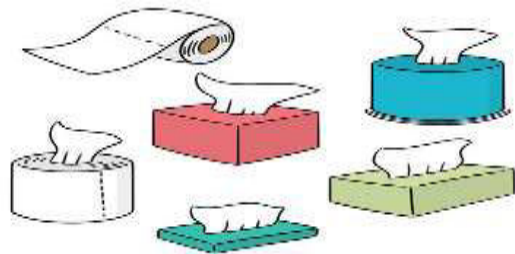
Sub- strand: Different kinds of papers

- ❖ Paper is made from trees.
- ❖ There are different types of papers.
- ❖ Paper can be used for many different things.
- ❖ Do not waste paper.

❖ **Example of paper:**

- | | | |
|----------------|----------|----------------|
| • Books | * Bags | * Gift wrapper |
| • Toilet paper | * Tissue | * paper craft |

Different types of papers



ACTIVITIES


A. Fill in the blanks base on the text above.

Tr _____ Pap _____ Differ _____ t

Gi _____ Toil _____ Wa _____ e

B. Read, draw and color


A. A big book




B. A note book



C. A brown paper



D. A gift box



C. New words. : make flash cards.

Reading

Books

Writing

Care

Nasinu Sangam Primary School

Year 2

I- Taukei

Weekly Home Study Package 3

A. Wilika, tabayaloyalo taka ka qai rokataka

1. Senikau lokaloka 2. Vola damudamu

3. Kato loaloa 4. Desi qeleqelea

5. Baluni karakarawa 6. Vale drokadroka

B. Vosa Veibasai - Vola na kedra na veivosa.oqo.

1. I Cake - _____ 2. Tuba - _____

3. Savasava - _____ 4. Katakata - _____

5. Dola- _____ 6. Vesuka - _____

7. Marau - _____ 8. Yaco mai- _____

Nasinu Sangam Primary School

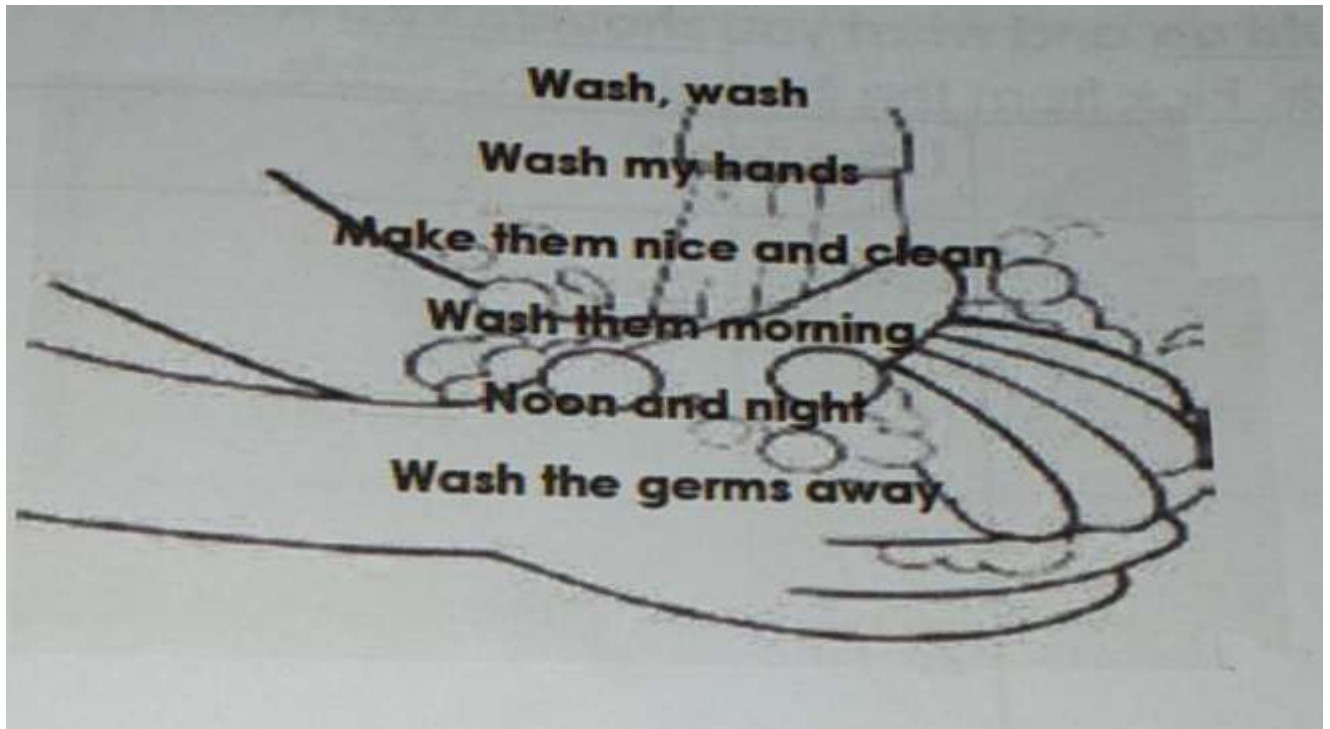
Year 2

Healthy Living

Weekly Home Study Package 3

Theme : Safety

A. Sing along with your child.



B. Read , draw and color.

1. My father is washing his hands.

2. I am sweeping our house.

3 . My brother sets the table

4 . My baby sister is playing with her dolls.

C. Spelling words: learn these words for spelling test (at home)

1. Safety

2. Nice

3. Clean

4. Morning

5. Wash

6 . Away

D. Suggested Activity

- Make home rules . Discuss the rules and write them down.
- Discuss on respect and make sure that the children talk about it.
- Keeping house clean and tidy.
- Stick flashcards on the wall using words from the above .

Year: 2

Subject: HINDI

Weekly Home Study Package 3

Strand: Writing and Shaping

भाग एक

नीचे दिए गए कविता को पढ़ कर इन सवालों का जवाब लिखो।

मछली रानी

मछली जल की रानी है,
जीवन उसका पानी है,
हाथ लगाओ डर जाएगी,
बाहर निकालो मर जाएगी।


1. कौन जल की रानी है?

2. उसका जीवन क्या है?

3. हाथ लगाओगे तो क्या होगा?

4. बाहर निकालोगे तो क्या होगा?

5. मछली की तस्वीर बना कर रंग भरों।



भाग दो

सही अक्षर को चुन कर लिखो।

1. फू _____
2. माता _____
3. _____ ला
4. रो _____
5. _____ ठशाला

ल	के	रो	जी	पा
---	----	----	----	----