

**NASINU SANGAM SCHOOL**

**Weekly Home Study Package 4**

**Grammar Skills**

**Q1) Phonics**

Circle the word in each row that has the 'ch' sound.

- |          |        |       |
|----------|--------|-------|
| 1. Chop  | call   | can   |
| 2. Clam  | chair  | clap  |
| 3. Clap  | cave   | chalk |
| 4. Child | candy  | clock |
| 5. Corn  | cheese | crack |

**Q2) Write sentences using these prepositions.**

- a) up- \_\_\_\_\_
- b) at- \_\_\_\_\_
- c) under- \_\_\_\_\_
- d) off- \_\_\_\_\_
- e) in- \_\_\_\_\_

**Q3) Conjunctions**– are some words to join other words or part of a sentence.

These words are called joining words or conjunctions.

For Example: The players were small **but** strong.

I like cakes **and** lollies.

The plant died **because** we forgot to water it.

**Activity:** Join these sentences using 'but/ and/ because' to form correct sentences.

1. We ate lunch in the shade. It was hot.

\_\_\_\_\_

2. James jumps very high. No one cheers.

\_\_\_\_\_

3. Epeli throws the shot put. He sets a new record. \_\_\_\_\_

**1874 Nasinu Sangam School**

**Year 3**

**Mathematics**

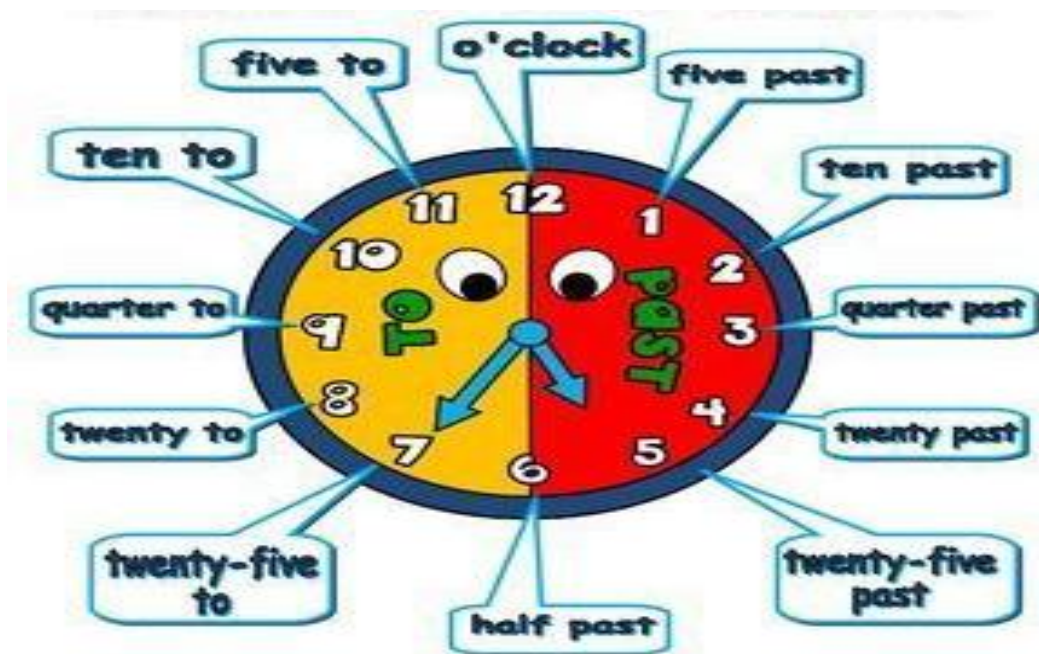
**Weekly Home Study Package 4**

**Strand 2: Measurement**

**Sub strand: Time**



**Learn the time below:**

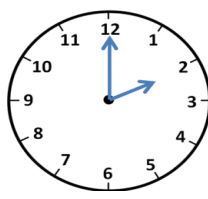


**Activity**

**Write the time shown below:**



\_\_\_\_\_



\_\_\_\_\_



\_\_\_\_\_

**NASINU SANGAM SCHOOL**

**Weekly Home Study Package 4**



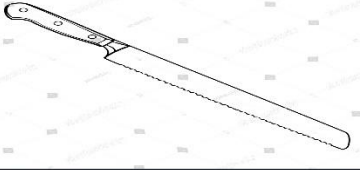
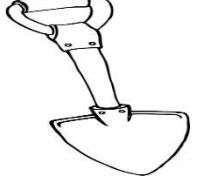


**Topic: Safety While Working**

**Notes:**

1. Always concentrate on what you are doing.
2. Handle and carry sharp tools safely, e.g. point sharp tools downwards when working with them.
3. Keep away from the areas where machines are being used such as motor mowers or sharp knives.
4. Clean the tools after use. Wash, wipe and dry out in the sun.
5. Never leave your tools around carelessly, always store them in a safe place.

**Class Activity**

Q1. Write the names of the tools and what you use them for.

 <p>Name: Use :</p>	 <p>Name: Use:</p>	 <p>Name: Use:</p>
 <p>Name: Use:</p>	 <p>Name: Use:</p>	 <p>Name: Use:</p>

Q2. What should you do after using any tool?

---

**NASINU SANGAM PRIMARY SCHOOL**

**Year-3**

**Subject:Elementary Science**

**Weekly Home Study Package 4**

Strand 3: Energy

Lesson 2: Energy transformation, use and conservation


**Light energy** – is energy that makes some type of light visible to us. Example, light bulb.

Circle the light energy

- |              |            |         |
|--------------|------------|---------|
| 1. Stove     | candle     | iron    |
| 2. Bulb      | toaster    | oven    |
| 3. Microwave | flashlight | trumpet |
| 4. Lamp      | guitar     | pot     |
| 5. Radio     | wood       | sun     |

**Noise energy - is the energy produced by sounds eg. Beating the drum**

Name and Draw two noise energy.



\_\_\_\_\_



\_\_\_\_\_

**NASINU SANGAM PRIMARY SCHOOL**

**Year-3**

**Subject: Social Science**

**Weekly Home Study Package 4**

Strand 3: Place and Environment

Sub-strand: Making our home a better place to live

1. The home is where you and your family are safe and protected.
2. But every year hospitals deal with serious injuries that occur in the home.
3. Many of these accidents can be prevented.
4. Children should never be alone in water.
5. All chemicals should be out of reach.
6. All electrical outlets should be childproofed.
7. Small items and toys should be in secure locations.

Tick if the action below is safe or unsafe.

	SAFE	UNSAFE
1. Do not play with matches		
2. We should overload the power point.		
3. If a glass breaks, we should hide it from our parents.		
4. Leave gardening tools lying around carelessly.		
5. Put the toys away after playing.		
6. Keep the iron plugged in after use.		
7. Put rubbish in the rubbish bin.		

**1874 Nasinu Sangam School**

**Year 3**

**Hindi**

**Weekly Home Study Package 4**

क्रिया

जिस शब्द से किसी कार्य का होना या करना समझा जाए, उसे क्रिया कहते हैं।

जैसे: सरस पढ़ रही है।

अभ्यास

क्रिया शब्द को गोल करो।

1. रमन दौड़ रहा है।
2. पिताजी खाना खा रहे हैं।
3. रीना नाच रही है।

चित्र देख कर सही क्रिया को लिखिए।



Nasinu Sangam Primary School

Year 3

I Taukei

Weekly Home Study Package 4.....

i kuri...

WASE 6	NA UCA
MATANA	VAKAROROGO KEI NA CAVUTI NI VOSA

3. Vakacurumi ira na veivosa oqo e na kedra vanua dodonu.

taubi kere bologa carubi vakasigasiga

- (a) Dou vakatotolo yani, sa \_\_\_\_\_ mai oqo e dua na tama ni uca levu.
- (b) Tou \_\_\_\_\_ toka mada e na vale oqo me yacova ni sa siga na uca.
- (c) Ke sa \_\_\_\_\_ na uca, ni kakua ni lako mai de ko ni suasua.
- (d) Keitou toka sara ga e na vale nei Ului ka qai \_\_\_\_\_ na uca levu ko ya.
4. Vakacuruma na veivosa ni rorogo e ra me veisotari kei na ka e vakavuna.

carubi tamela calidi taqiri tavasa katuvu

\_\_\_\_\_ : qaqalo, i vacu  
 \_\_\_\_\_ : draunikau madu, sulu  
 \_\_\_\_\_ : kaukamea  
 \_\_\_\_\_ : dakai  
 \_\_\_\_\_ : i vacu  
 \_\_\_\_\_ : lali

Scanned by TapScanner